



US00D555912S

(12) **United States Design Patent** (10) **Patent No.:** **US D555,912 S**
Mischel, Jr. (45) **Date of Patent:** **** Nov. 27, 2007**

(54) **BACKLIT MIRROR WITH TV**
 (75) Inventor: **James Vernon Mischel, Jr.**, Seattle, WA (US)
 (73) Assignee: **Electric Mirror, L.L.C.**, Edmonds, WA (US)

D345,379 S 3/1994 Chan
 5,392,544 A * 2/1995 Price 40/735
 D370,353 S * 6/1996 Valls et al. D6/300
 D390,010 S * 2/1998 Fry D6/302
 D405,473 S 2/1999 Tikhonski et al.
 D433,573 S 11/2000 Rochon
 D438,019 S * 2/2001 Carlson D6/302
 D439,223 S * 3/2001 Sheckler D14/125

(**) Term: **14 Years**
 (21) Appl. No.: **29/277,760**
 (22) Filed: **Mar. 8, 2007**

* cited by examiner

Primary Examiner—Caron D. Veynar
Assistant Examiner—Sydney R. Buffalow
 (74) *Attorney, Agent, or Firm*—Christensen O'Connor Johnson Kindness PLLC

Related U.S. Application Data

(62) Division of application No. 29/266,180, filed on Sep. 14, 2006.

(51) **LOC (8) Cl.** **06-07**
 (52) **U.S. Cl.** **D6/308**
 (58) **Field of Classification Search** D6/300–314,
 D6/444; D20/10; 40/700, 735, 738, 744,
 40/798, 732, 124; D28/64.1; 250/492.23;
 D19/52; D14/129; D11/52
 See application file for complete search history.

(57) **CLAIM**

The ornamental design for a backlit mirror with TV, as shown and described.

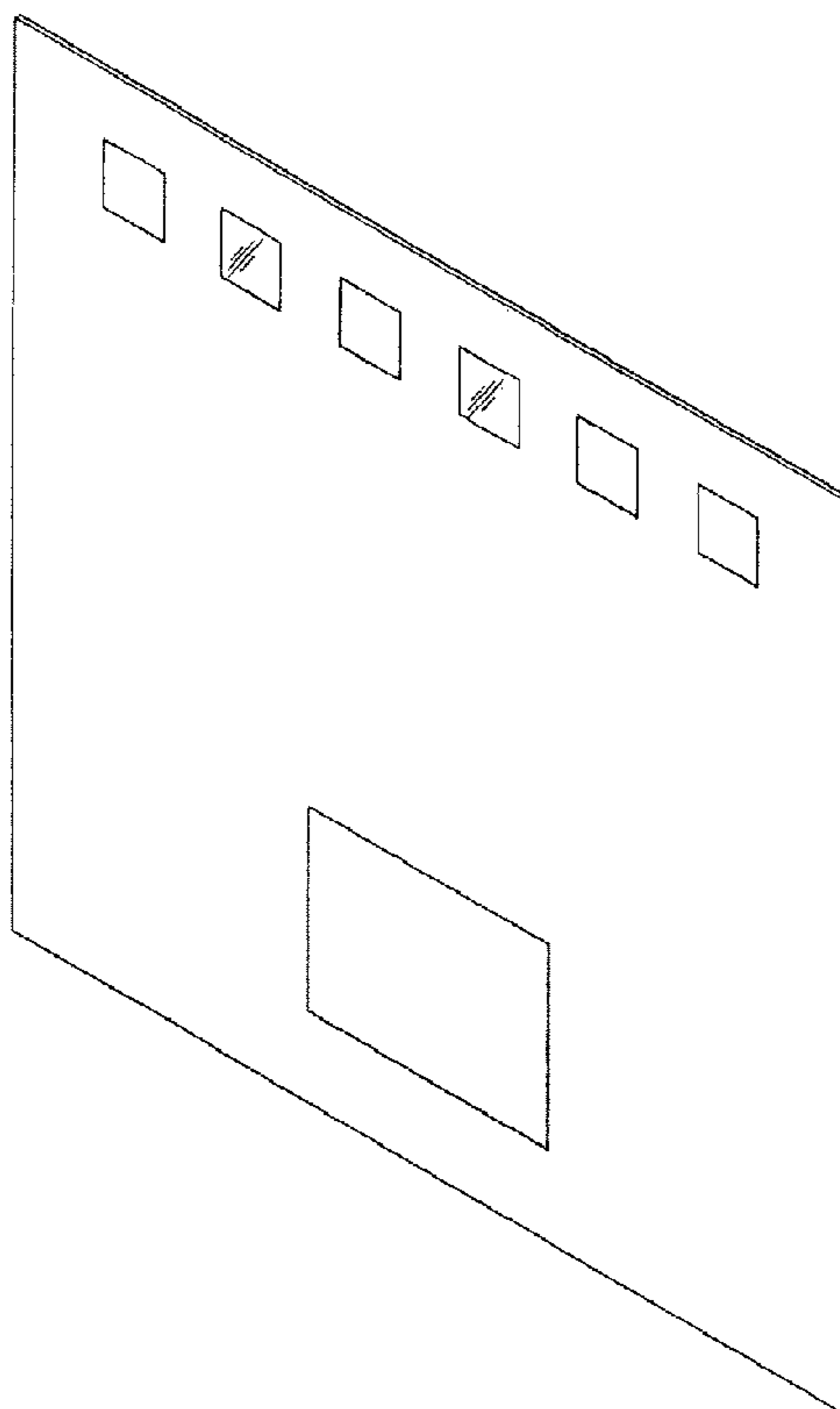
DESCRIPTION

FIG. 1 is a perspective view of a backlit mirror with TV, showing my new design;
 FIG. 2 is a front view thereof;
 FIG. 3 is a left side view and a right side view thereof; and
 FIG. 4 is a top view and a bottom view thereof; and,
 FIG. 5 is a back view thereof.

(56) **References Cited**
 U.S. PATENT DOCUMENTS

D114,451 S 4/1939 Lazarus
 D339,921 S 10/1993 Nourse

1 Claim, 3 Drawing Sheets



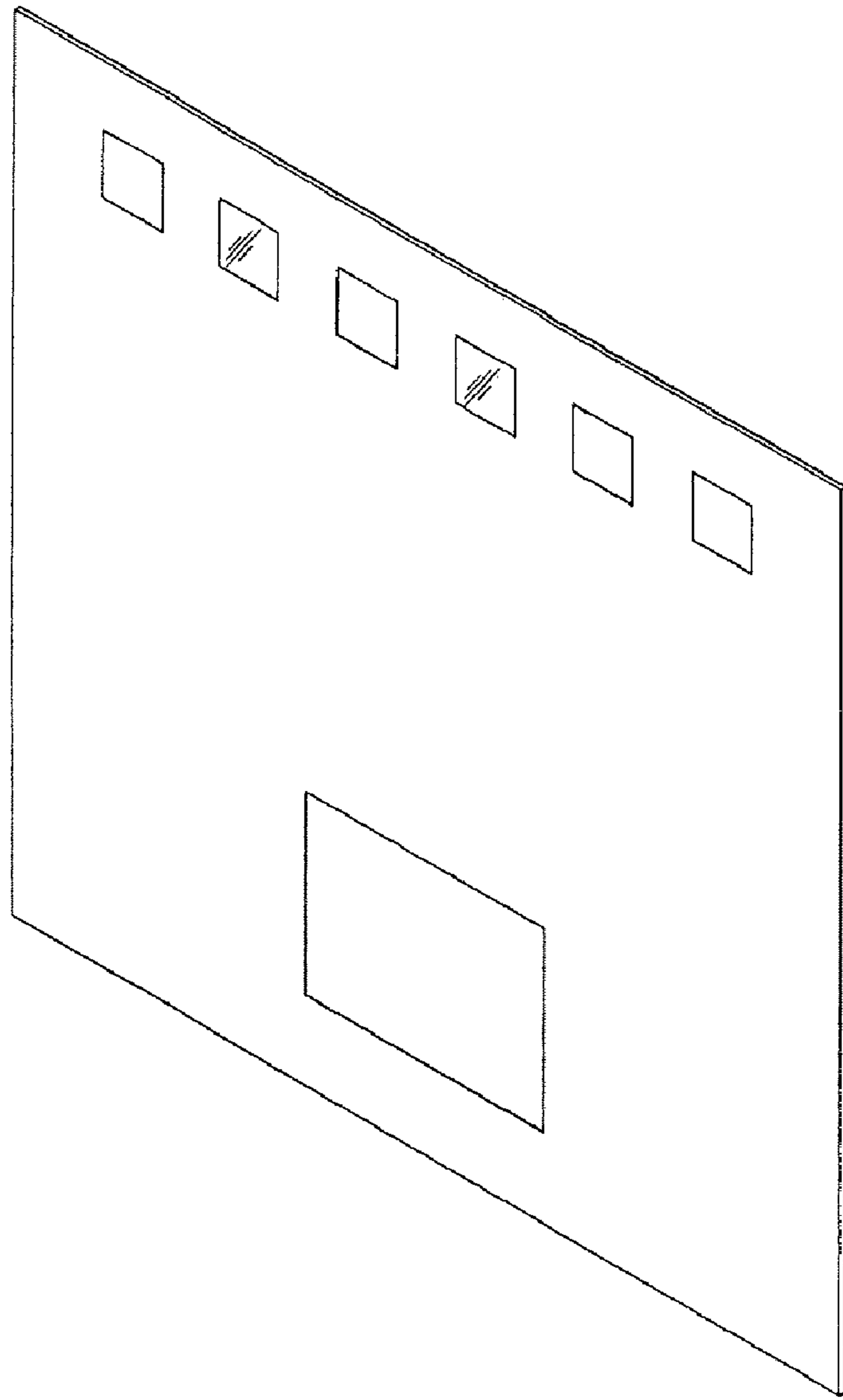


Fig. 1.

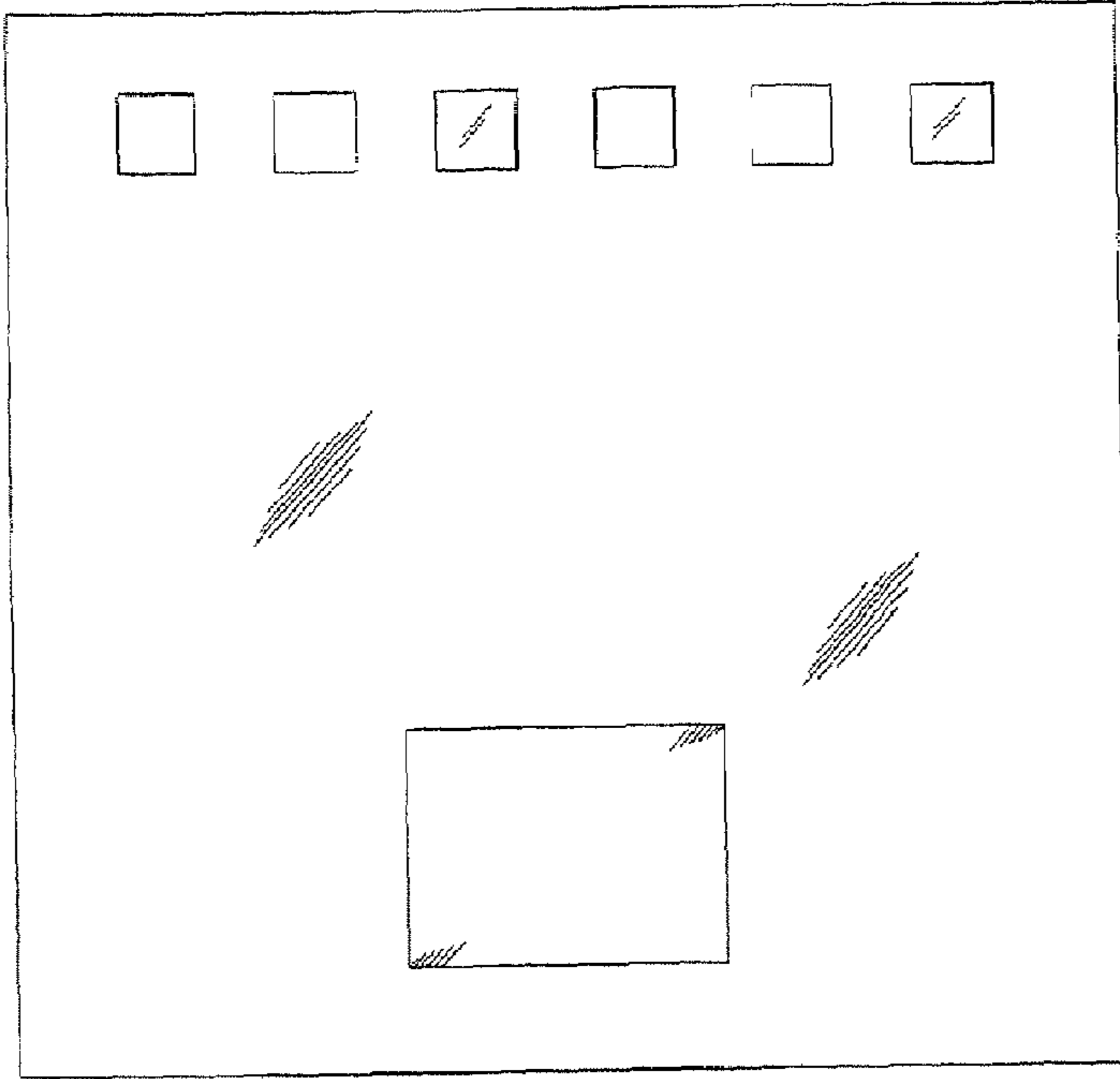


Fig. 2.



Fig. 3.




Fig. 4.




Fig. 5.