

US00D555907S

(12) **United States Design Patent** (10) **Patent No.:** **US D555,907 S**  
**Rennette** (45) **Date of Patent:** **\*\* Nov. 27, 2007**

(54) **HEXAGONAL BRUSH**

(76) Inventor: **Jean Rennette**, 3745 Shadowbrook Ct.,  
Walnut Creek, CA (US) 94598

(\*\*) Term: **14 Years**

(21) Appl. No.: **29/273,887**

(22) Filed: **Mar. 14, 2007**

(51) **LOC (8) Cl.** ..... **04-02**

(52) **U.S. Cl.** ..... **D4/133**

(58) **Field of Classification Search** ..... D4/117,  
D4/128, 133, 138; D28/10, 25, 26, 31, 35,  
D28/37; 15/27; 132/223, 226-229, 237,  
132/240, 262, 271, 313

See application file for complete search history.

(56) **References Cited**

**U.S. PATENT DOCUMENTS**

D120,345 S \* 5/1940 Kahn ..... D4/117  
4,619,012 A \* 10/1986 Wachtel ..... 15/187  
D366,761 S \* 2/1996 Gertsma et al. .... D4/128  
D510,192 S \* 10/2005 Kampel et al. .... D4/128

**FOREIGN PATENT DOCUMENTS**

KR 30-0351974 S \* 5/2004  
KR 30-0454081 S \* 6/2007

\* cited by examiner

*Primary Examiner*—Robin V. Webster

*Assistant Examiner*—Lavone D. Tabor

(74) *Attorney, Agent, or Firm*—Stoneman Volk Patent  
Group; Martin L. Stoneman; Michael D. Volk, Jr.

(57) **CLAIM**

The ornamental design for a hexagonal brush, as shown and  
described.

**DESCRIPTION**

FIG. 1 is a perspective view of a hexagonal brush, showing  
my new design;

FIG. 2 is a top plan view thereof (and also a mirror image  
of the bottom view);

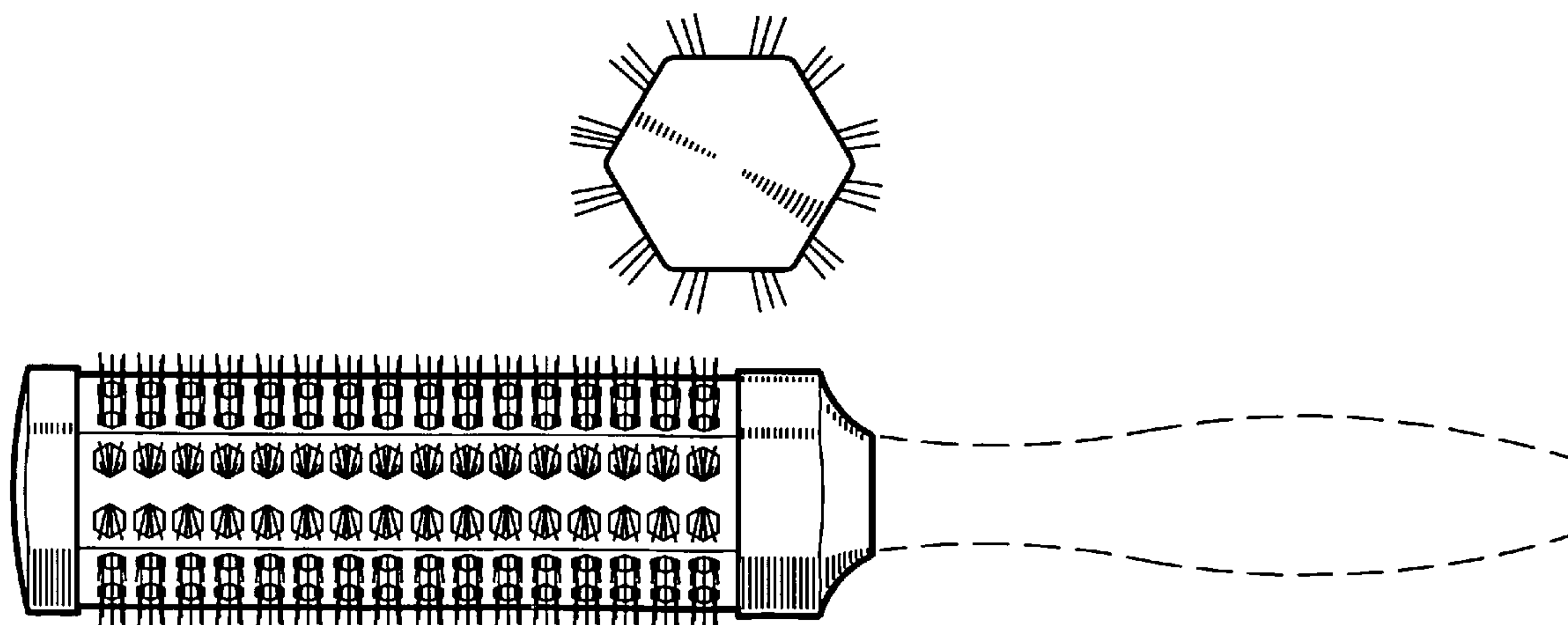
FIG. 3 is a front elevational view thereof;

FIG. 4 is a rear elevational view thereof; and,

FIG. 5 is a side elevational view thereof (and also a mirror  
image of the opposite side).

The broken line showing of a handle is included for the  
purpose of illustrating environmental structure that forms no  
part of the claimed design.

**1 Claim, 2 Drawing Sheets**



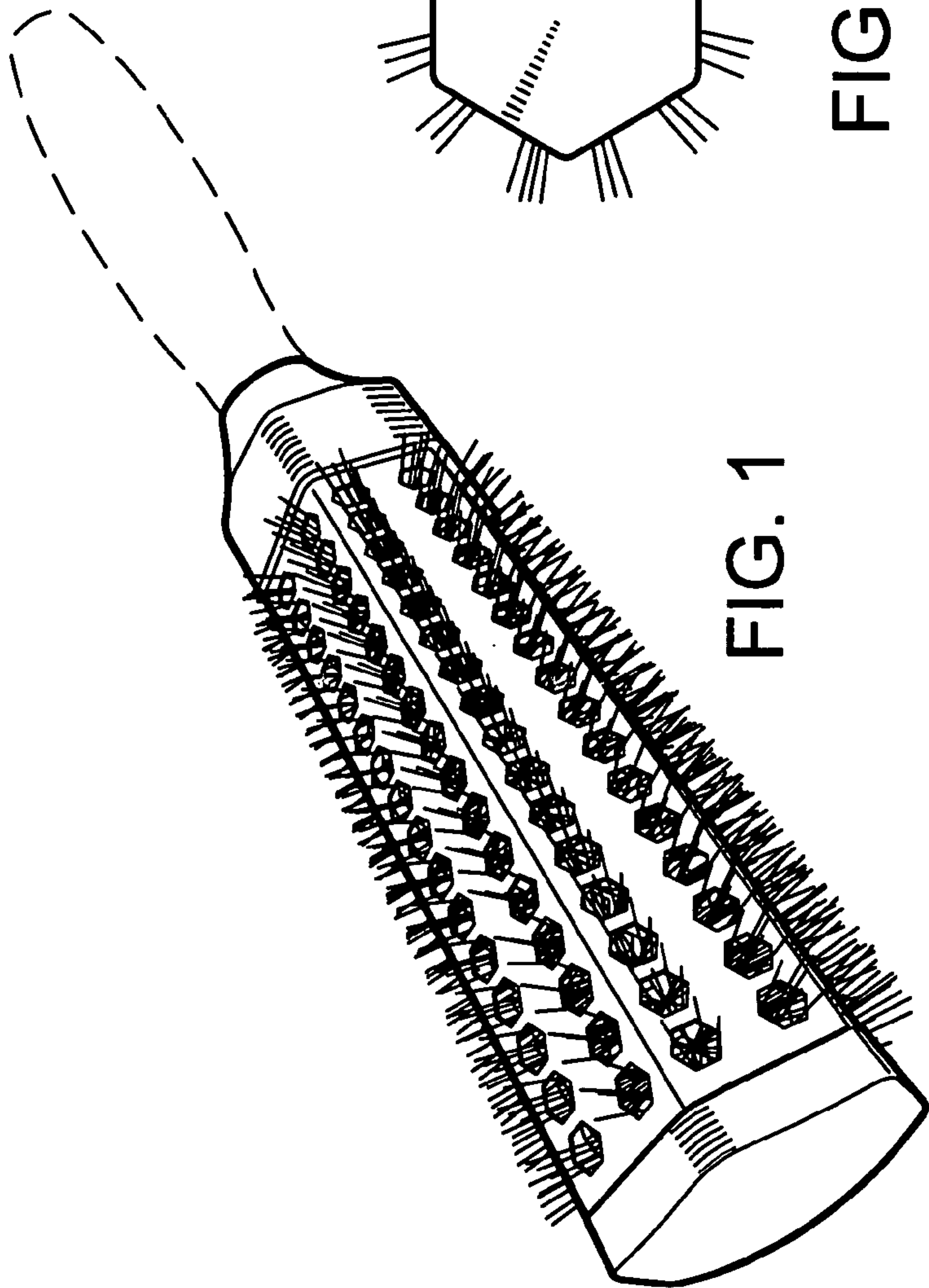


FIG. 1

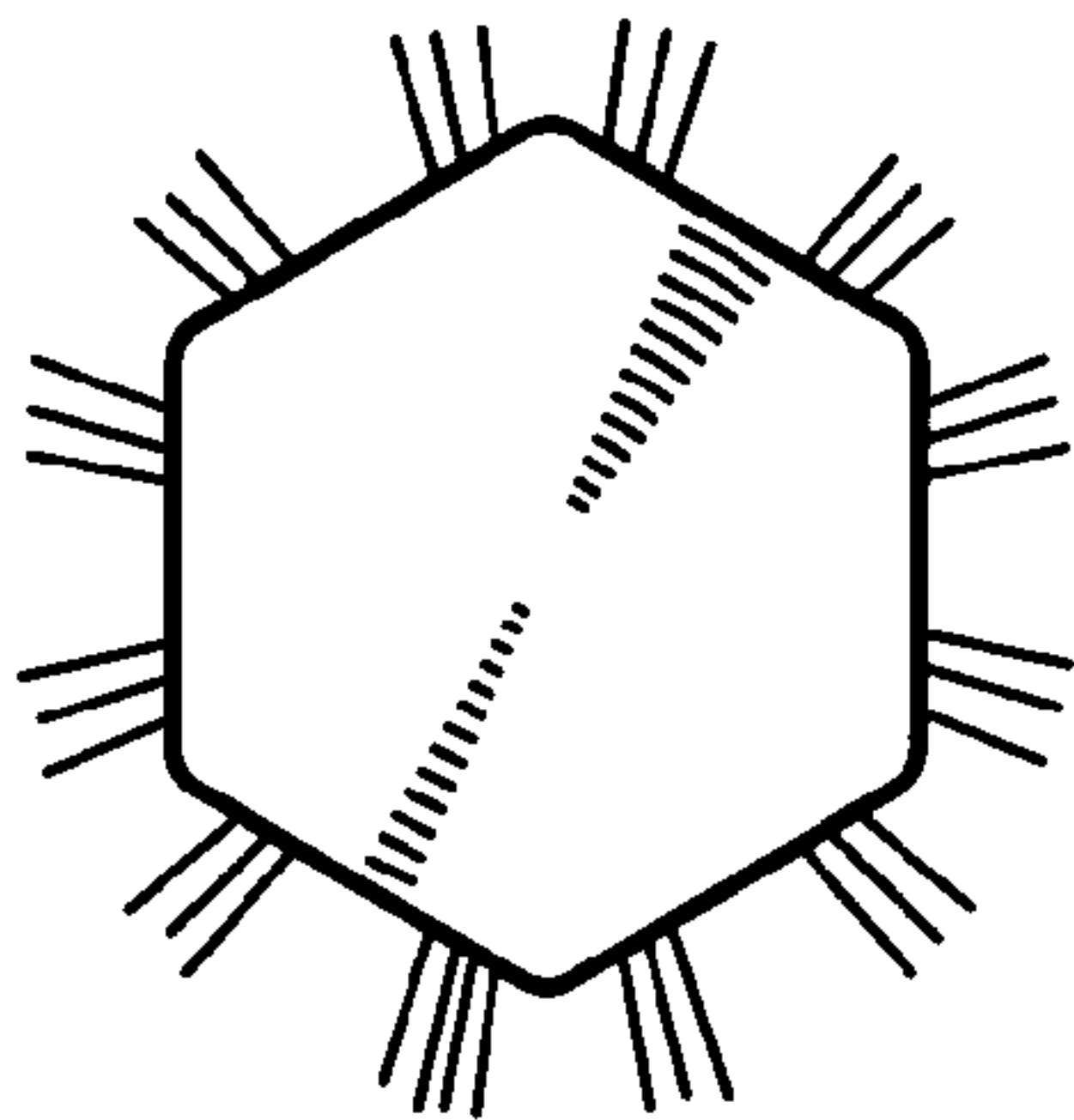


FIG. 3

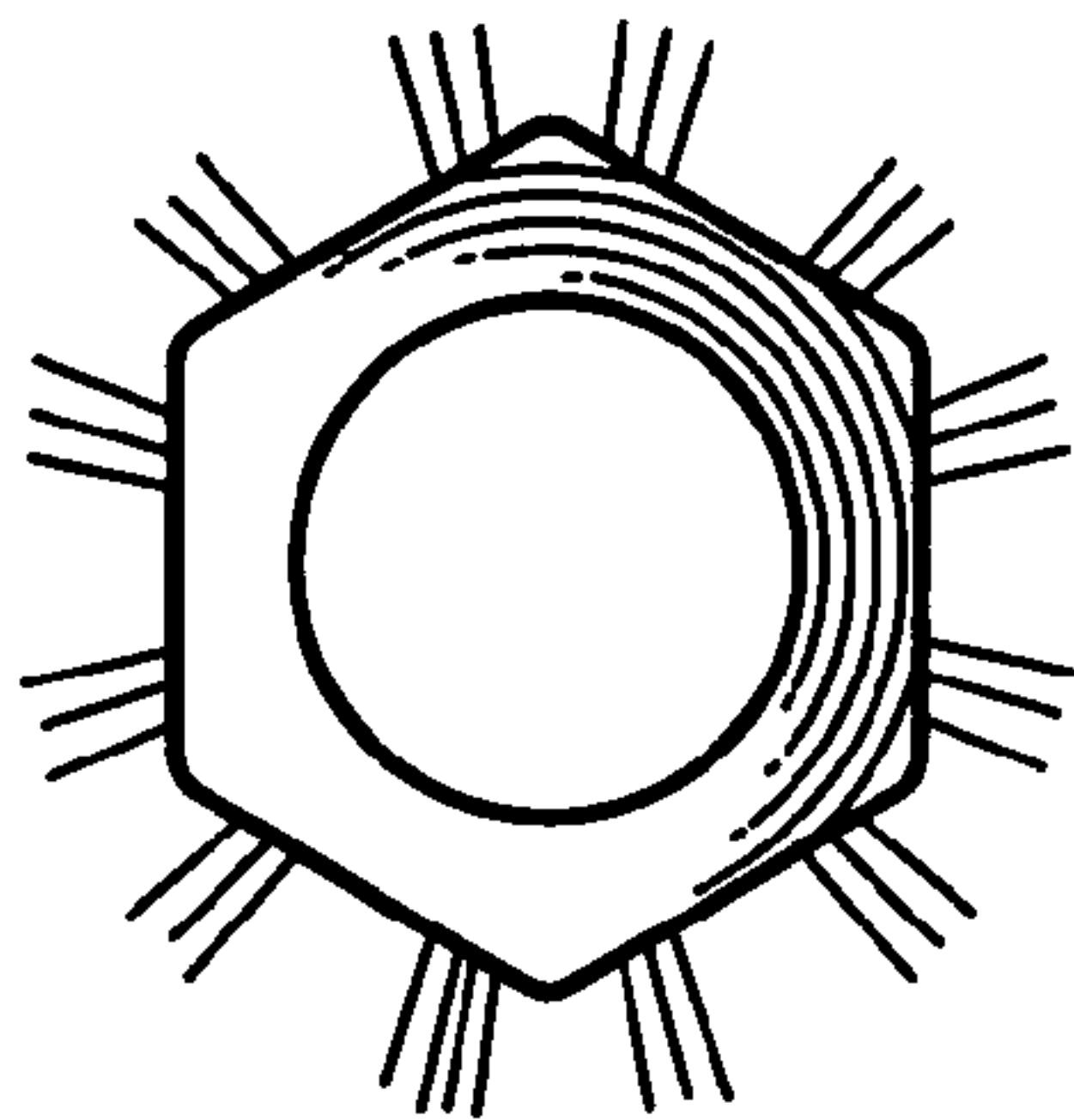


FIG. 4

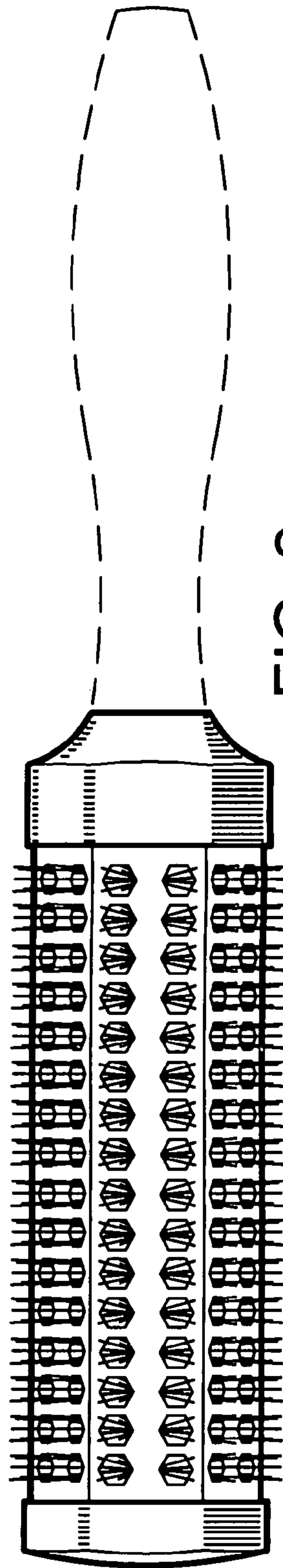


FIG. 2

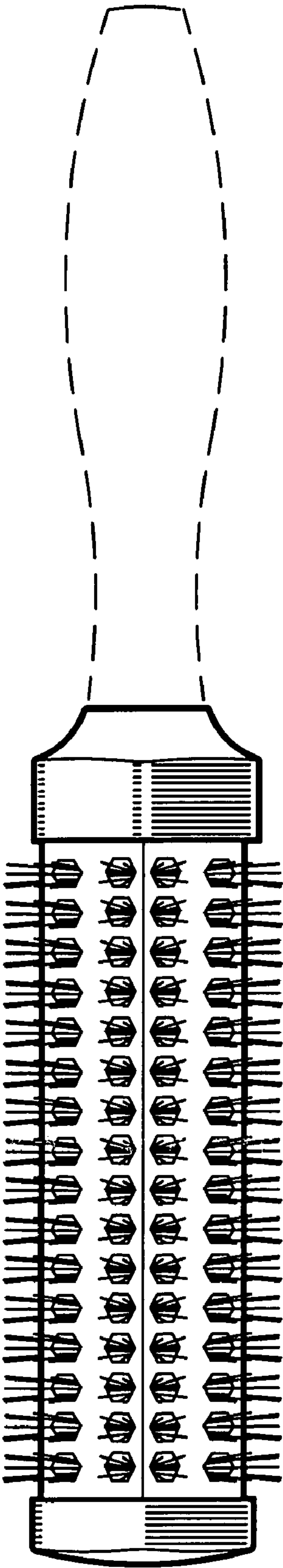


FIG. 5