



US00D555890S

(12) **United States Design Patent**
McClaskie

(10) **Patent No.:** **US D555,890 S**

(45) **Date of Patent:** **** Nov. 27, 2007**

(54) **OUTSOLE FOR A SHOE**
(75) Inventor: **Thomas E. McClaskie**, Bethlehem, PA
(US)

(73) Assignee: **Columbia Insurance Company**,
Omaha, NE (US)

(**) Term: **14 Years**

(21) Appl. No.: **29/252,402**

(22) Filed: **Jan. 23, 2006**

(51) **LOC (8) Cl.** **02-04**

(52) **U.S. Cl.** **D2/962; D2/951; D2/953**

(58) **Field of Classification Search** D2/897,
D2/898, 902, 908, 916, 919, 947, 949, 951-961,
D2/977; 36/3 B, 22 R, 24.5, 25 R, 28, 29,
36/32 R, 59 C, 103

See application file for complete search history.

(56) **References Cited**

U.S. PATENT DOCUMENTS

1,974,543 A	9/1934	Reymond	12/142
2,046,217 A	6/1936	Strauss	36/72
2,079,237 A	5/1937	Allard	36/72
2,160,768 A	5/1939	Wasser	36/72
2,344,069 A	3/1944	Wasser	36/72
3,091,871 A	6/1963	Tronche	36/72
3,175,310 A	3/1965	MacQuaid	36/72
3,175,311 A	3/1965	MacQuaid	36/72
3,191,321 A	6/1965	Brutting	36/2.5
3,213,551 A	10/1965	Krauss	36/2.5
3,407,518 A	10/1968	MacQuaid et al.	36/72
3,525,165 A	8/1970	Randall, Jr.	36/2.5
3,561,142 A	2/1971	Streit, Sr. et al.	36/72
4,231,170 A	11/1980	Griswold	36/72
4,366,629 A	1/1983	Scherz	36/4
4,562,652 A	1/1986	Hensler	36/102
4,908,963 A	3/1990	Krajcir et al.	36/77
4,995,174 A	2/1991	Hong et al.	36/72
5,048,203 A	9/1991	Kling	36/32
D330,802 S *	11/1992	Edmund et al.	D2/952
5,185,944 A	2/1993	Okajima	36/45

5,499,459 A	3/1996	Tomaro	36/10
D369,234 S *	4/1996	Fabio	D2/952
5,526,584 A	6/1996	Bleimhofer et al.	36/10
5,738,937 A	4/1998	Baychar	428/316.6
D403,143 S *	12/1998	Gillespie	D2/952
D429,552 S *	8/2000	Kern	D2/953
D459,864 S *	7/2002	Butler et al.	D2/953
D495,121 S *	8/2004	McClaskie	D2/952
D495,856 S *	9/2004	McClaskie	D2/952
D497,468 S *	10/2004	McClaskie	D2/952
D541,020 S *	4/2007	McClaskie	D2/952

* cited by examiner

Primary Examiner—Celia A. Murphy

(74) *Attorney, Agent, or Firm*—St. Onge Steward Johnston & Reens LLC

(57) **CLAIM**

I claim the ornamental design for an outsole for a shoe, as shown and described.

DESCRIPTION

FIG. 1 is a bottom view of an outsole for a shoe showing my new design;

FIG. 2 is a left side view thereof;

FIG. 3 is a right side view thereof;

FIG. 4 is a bottom view thereof;

FIG. 5 is a front view thereof;

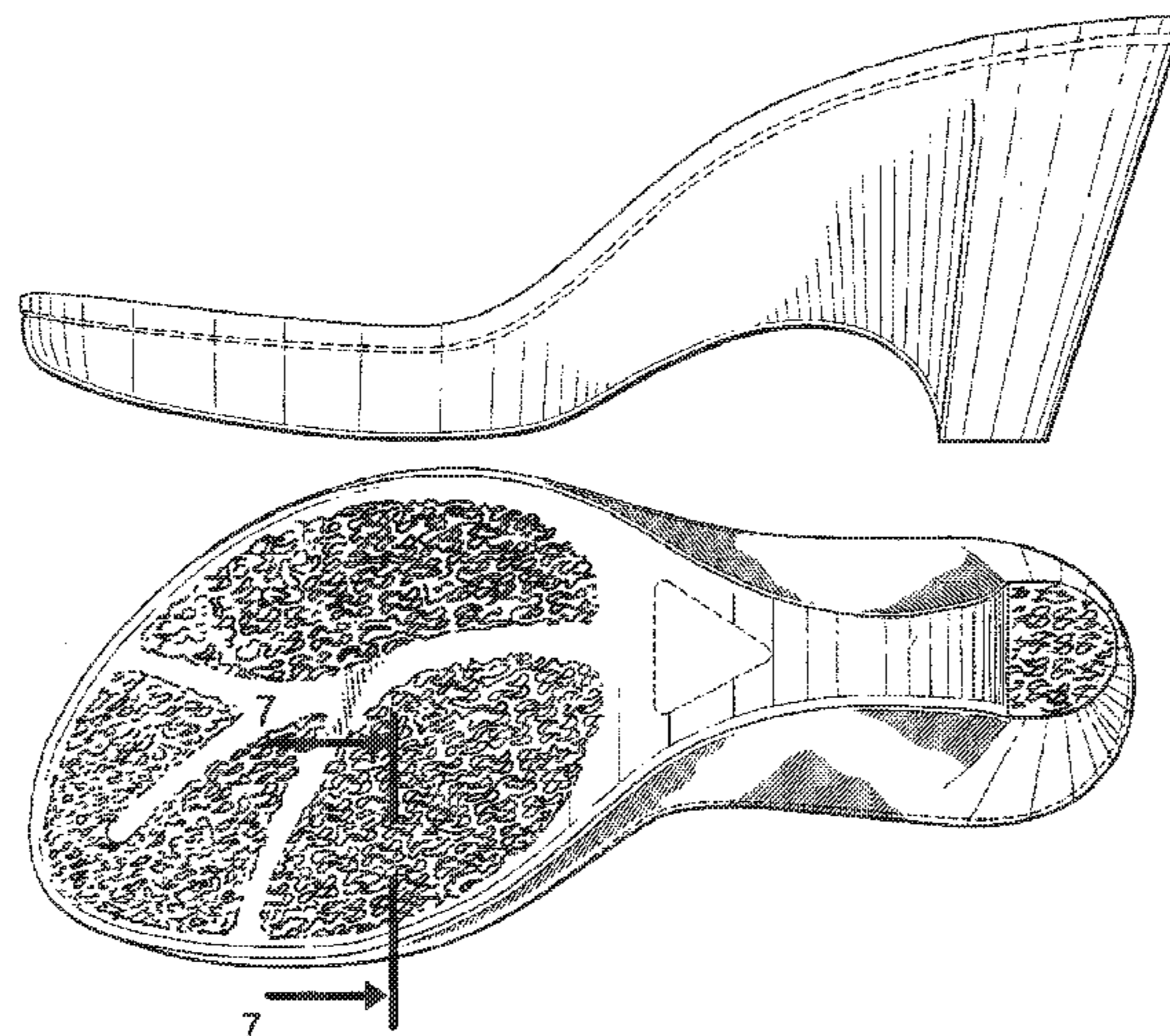
FIG. 6 is a rear view thereof;

FIG. 7 is a cross sectional view taken along line 7-7 shown in FIG. 4; and,

FIG. 8 is a detail view of the area labeled, "8" in FIG. 1.

The broken line showing a triangular shape in the arch area of FIGS. 1 & 4, along with the parallel broken lines around the peripheries of FIGS. 1-5; and around the edge of the top surface of FIG. 5 represent the boundaries of the design; with neither the lines themselves, nor the areas within them forming any part of the claim.

1 Claim, 5 Drawing Sheets



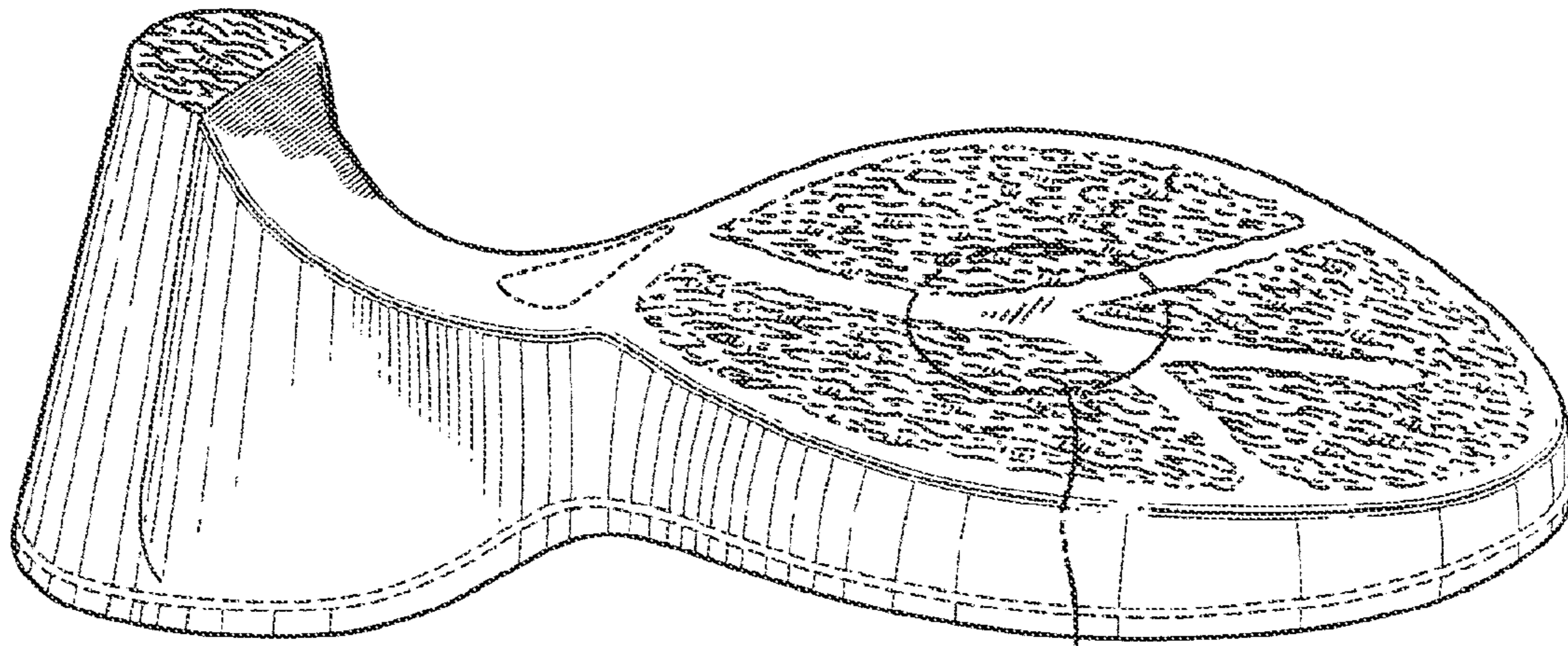


FIG. 8

FIG. 7

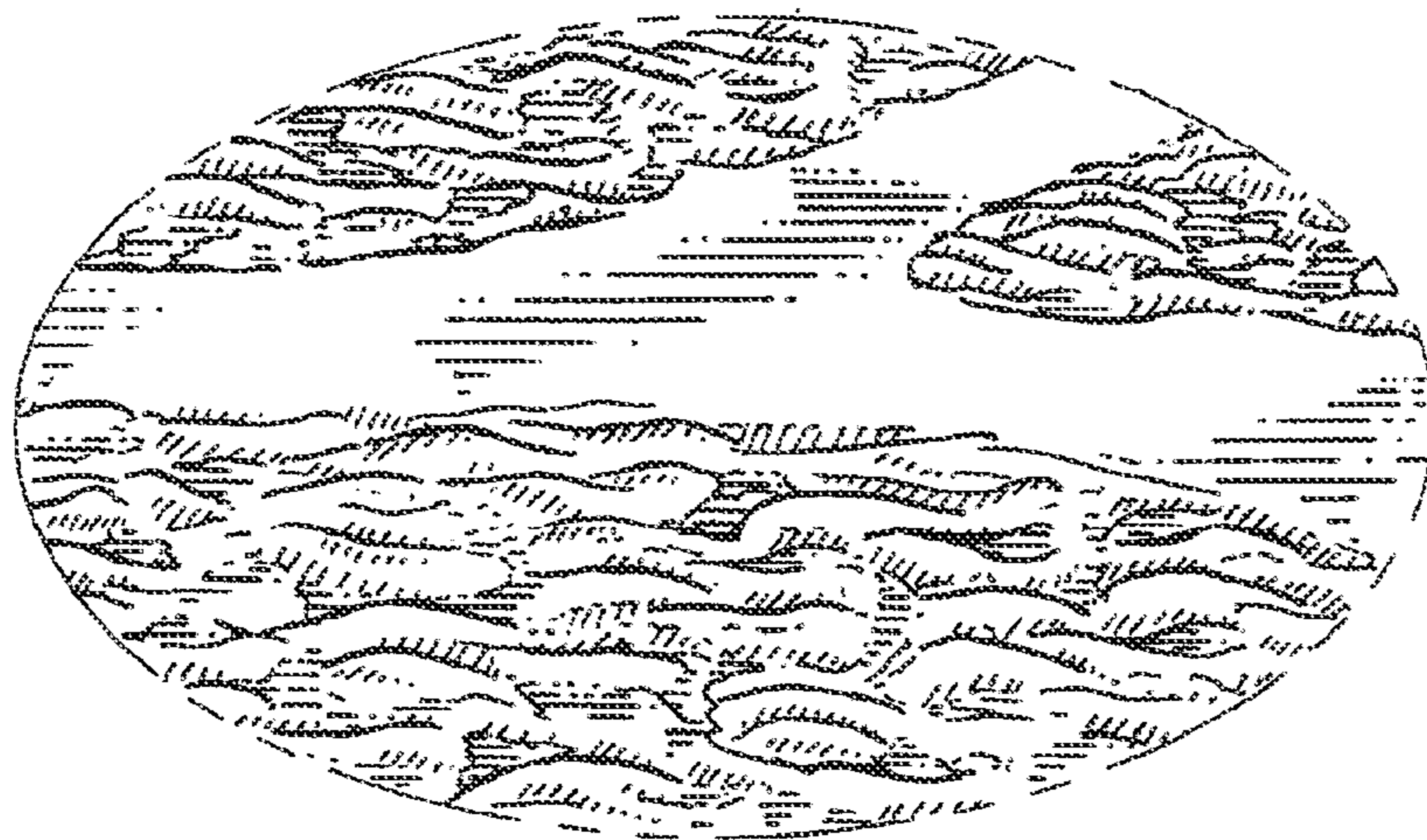


FIG. 8

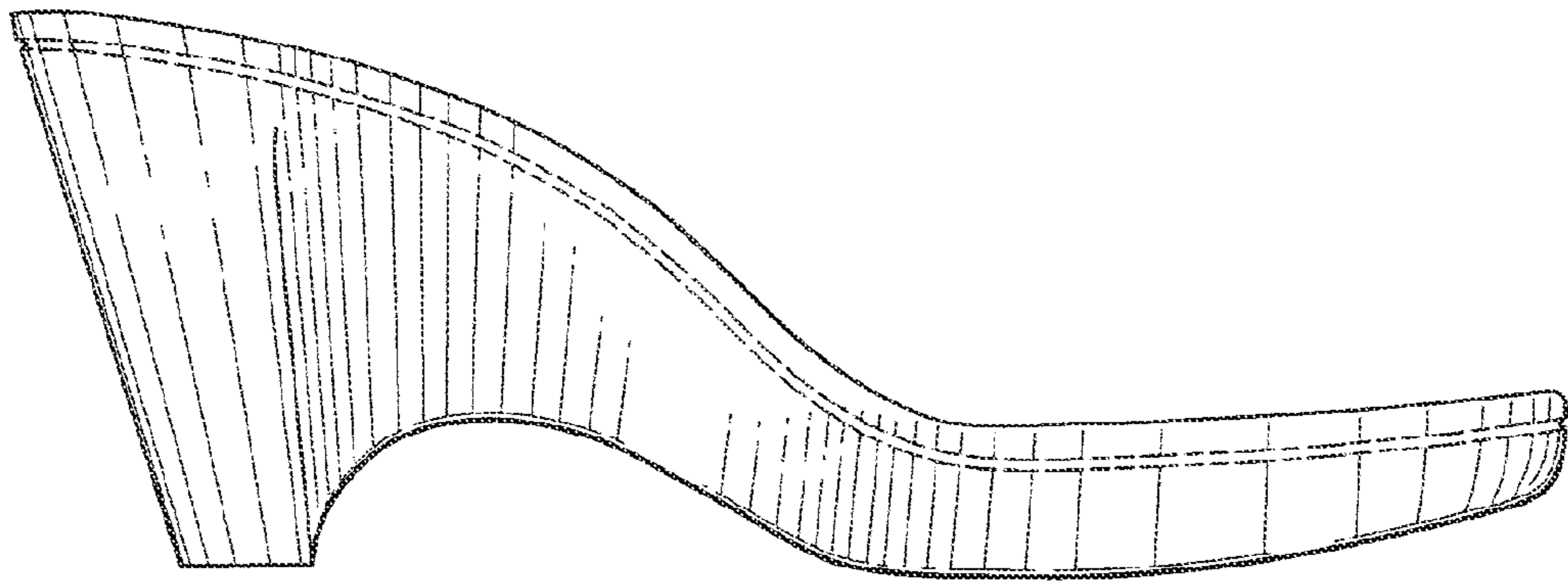


FIG. 2

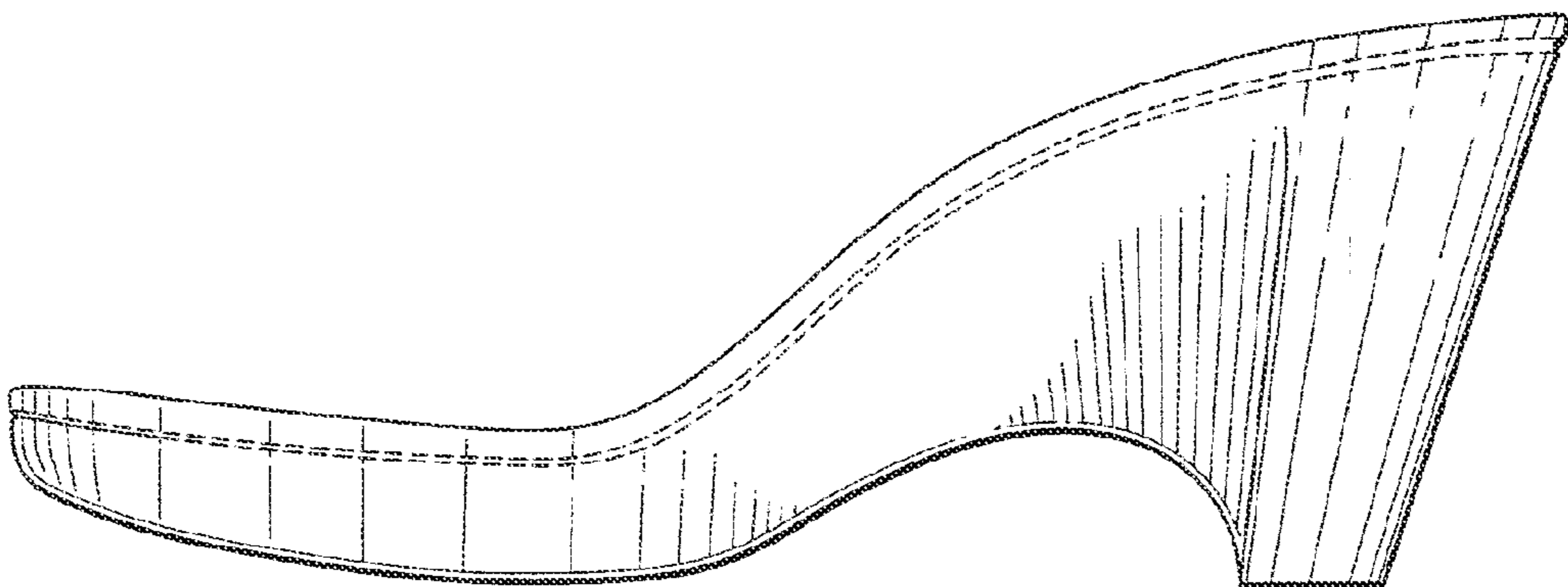


FIG. 3

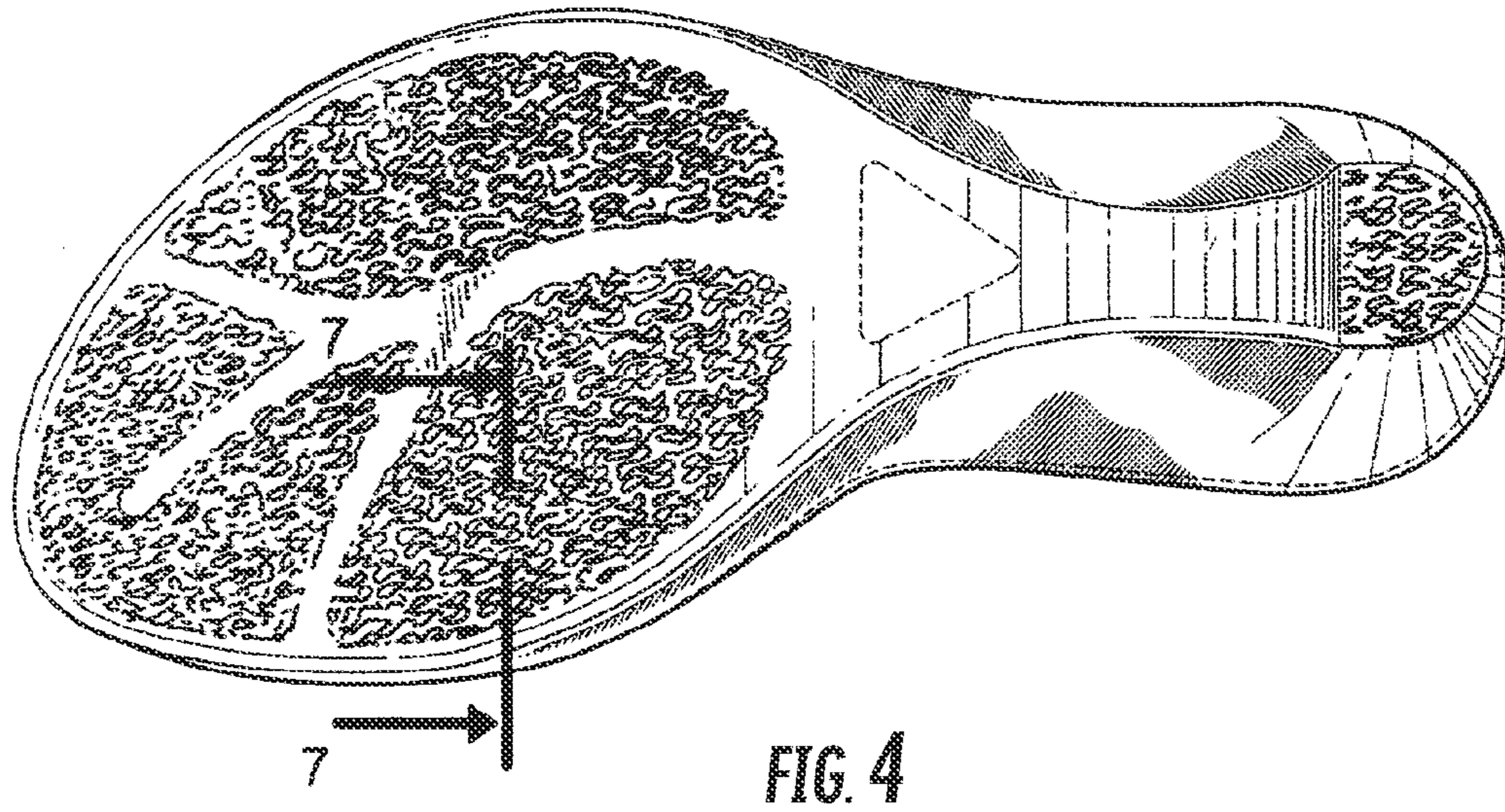


FIG. 4

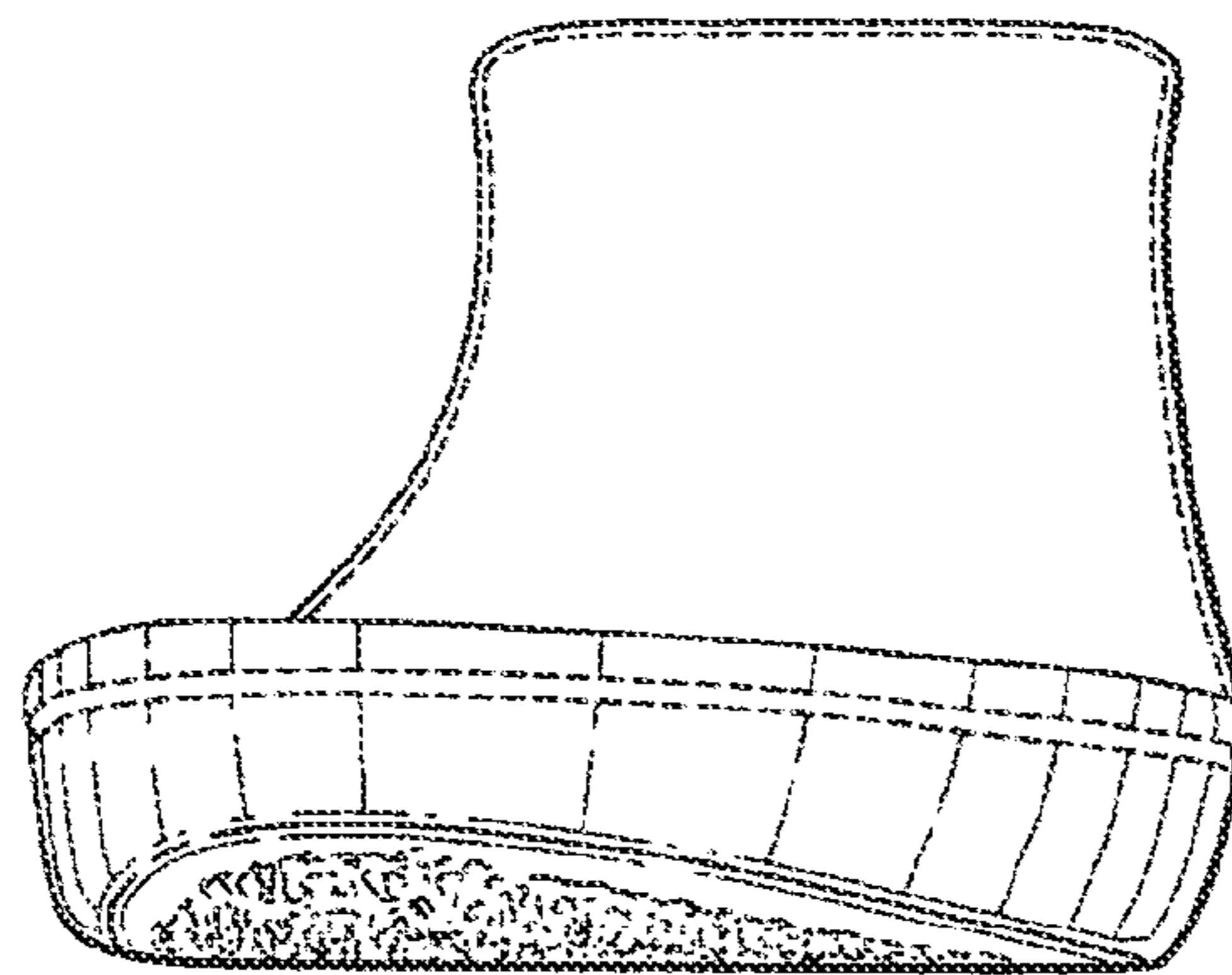


FIG. 5

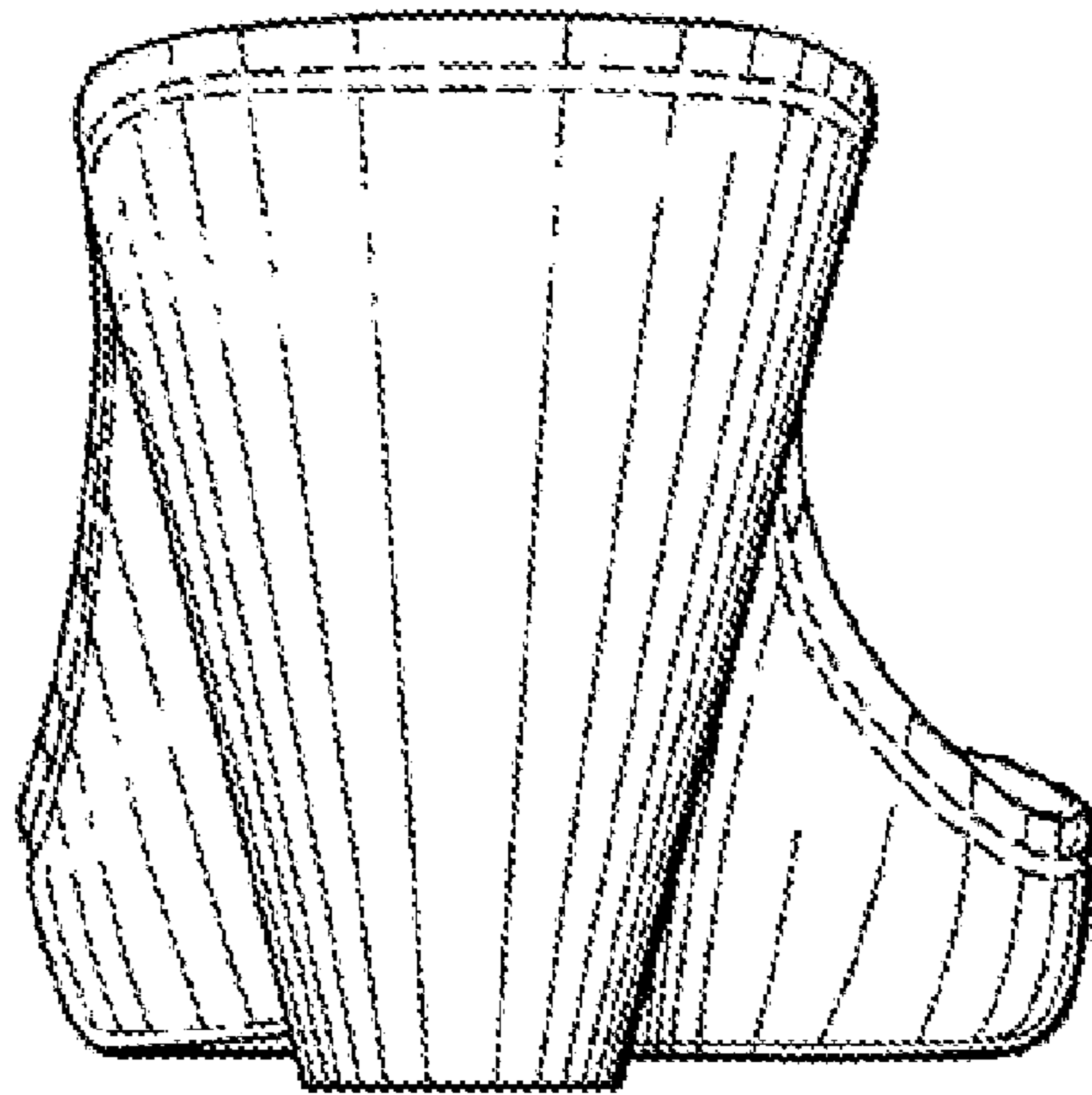


FIG. 6

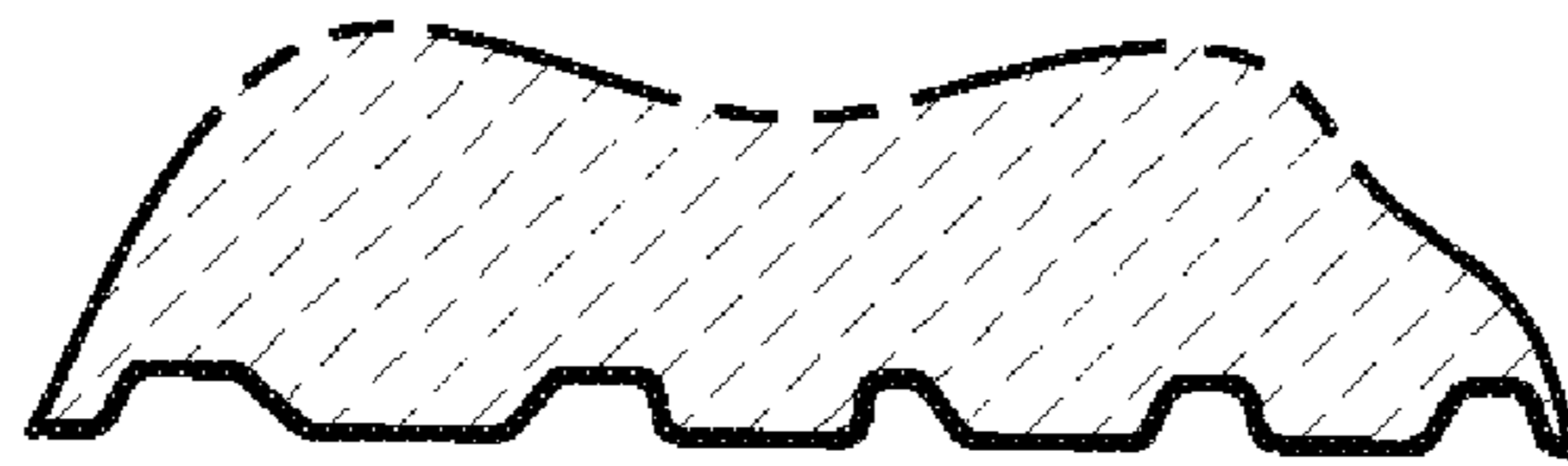


FIG. 7