



US00D555884S

(12) **United States Design Patent** (10) **Patent No.:** **US D555,884 S**
Andersen et al. (45) **Date of Patent:** **** Nov. 27, 2007**

(54) **FOOTWEAR SOLE**

(75) Inventors: **Deborah H. Andersen**, Prevost (CA);
Martin W. F. Dean, St. Albans (GB);
Grant A. Urie, Shelburne, VT (US)

(73) Assignee: **Wolverine World Wide, Inc.**,
Rockford, MI (US)

(**) Term: **14 Years**

(21) Appl. No.: **29/260,052**

(22) Filed: **May 18, 2006**

(51) **LOC (8) Cl.** **02-04**

(52) **U.S. Cl.** **D2/952; D2/953; D2/960**

(58) **Field of Classification Search** D2/897,
D2/902, 909, 947, 951-960; 36/3 B, 22 R,
36/24.5, 25 R, 32 R, 34 R, 59 C, 103; D21/447,
D21/450

See application file for complete search history.

(56) **References Cited**

U.S. PATENT DOCUMENTS

D166,472 S *	4/1952	Kaplan	D2/949
D250,786 S *	1/1979	Venditti	D21/450
D290,543 S *	6/1987	Yonkers	D2/953
D343,507 S *	1/1994	Gramola	D2/948
D369,895 S *	5/1996	Finn	D2/959
5,778,468 A *	7/1998	Saarela et al.	5/636
D467,710 S *	12/2002	Matis et al.	D2/952
D480,203 S *	10/2003	Matis et al.	D2/952
D492,095 S *	6/2004	Sanchez et al.	D2/896
D498,901 S *	11/2004	Hawker et al.	D2/926
D509,648 S *	9/2005	Robbins et al.	D2/955
D512,820 S *	12/2005	Le	D2/956
D534,341 S *	1/2007	Choi	D2/971
D542,015 S *	5/2007	McClaskie	D2/952
D546,530 S *	7/2007	McClaskie	D2/952

D547,031 S *	7/2007	Fennell et al.	D2/897
2002/0112372 A1 *	8/2002	Coomes	36/11.5
2004/0078934 A1 *	4/2004	Feliz	16/428
2004/0205892 A1 *	10/2004	Raphael-Davis et al.	5/93.1

OTHER PUBLICATIONS

Merrell Spring 2000 Catalog, p. 41.
Hy-Test Boots and Shoes 1997 Catalog, p. 65.
Merrell Fall 2005 Catalog, p. 53.

* cited by examiner

Primary Examiner—Celia A. Murphy

(74) *Attorney, Agent, or Firm*—Warner Norcross & Judd
LLP

(57) **CLAIM**

The ornamental design for footwear sole, as shown and
described.

DESCRIPTION

FIG. 1 is a perspective view of the footwear sole embodying
the new design;

FIG. 2 is a bottom view thereof;

FIG. 3 is a right side view thereof;


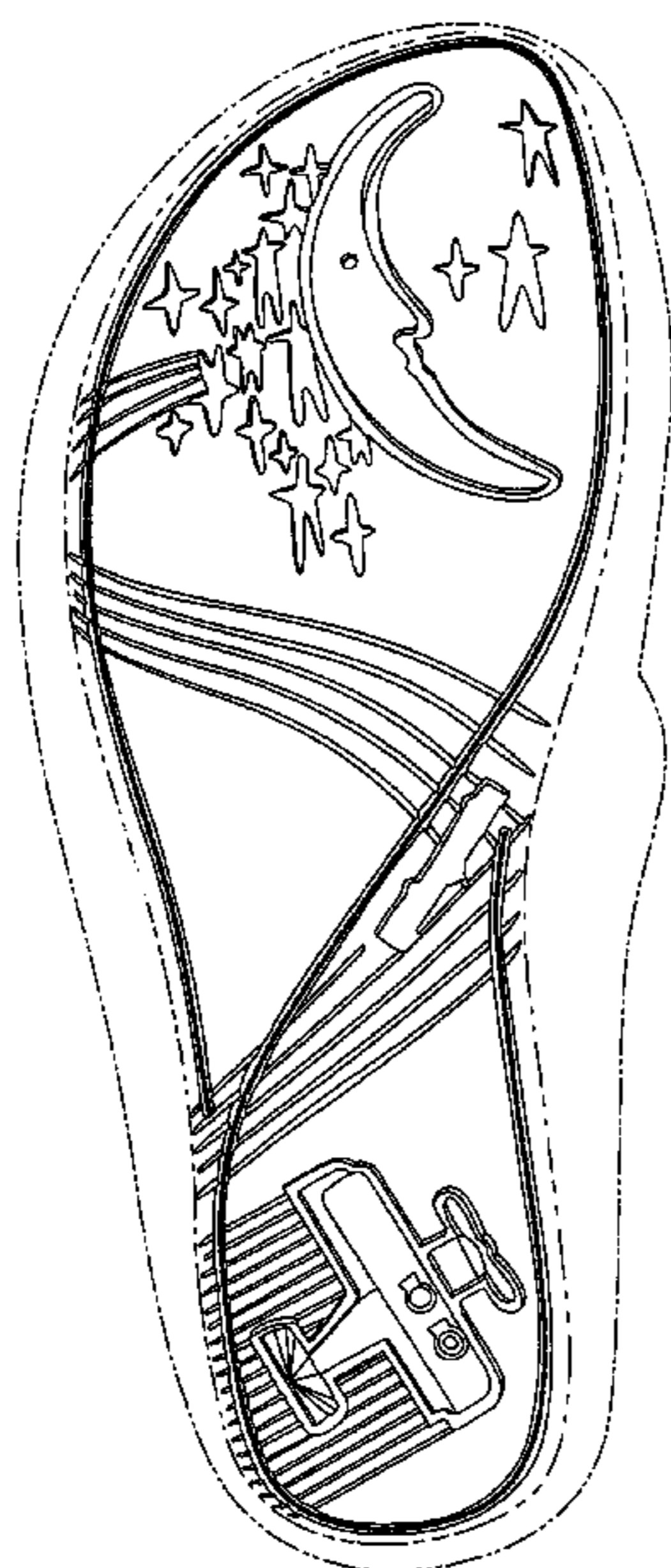
FIG. 4 is a left side view thereof;

FIG. 5 is a front view thereof; and,

FIG. 6 is a rear view thereof.

FIGS. 1-6 show features of an article of footwear in
phantom lines. These features are shown for environmental
purposes and do not form any part of the claimed design.
Further, the phantom lines immediately adjacent the solid-
line portions of the design form the boundary of the design,
with the phantom lines forming no part of the claimed
design.

1 Claim, 4 Drawing Sheets



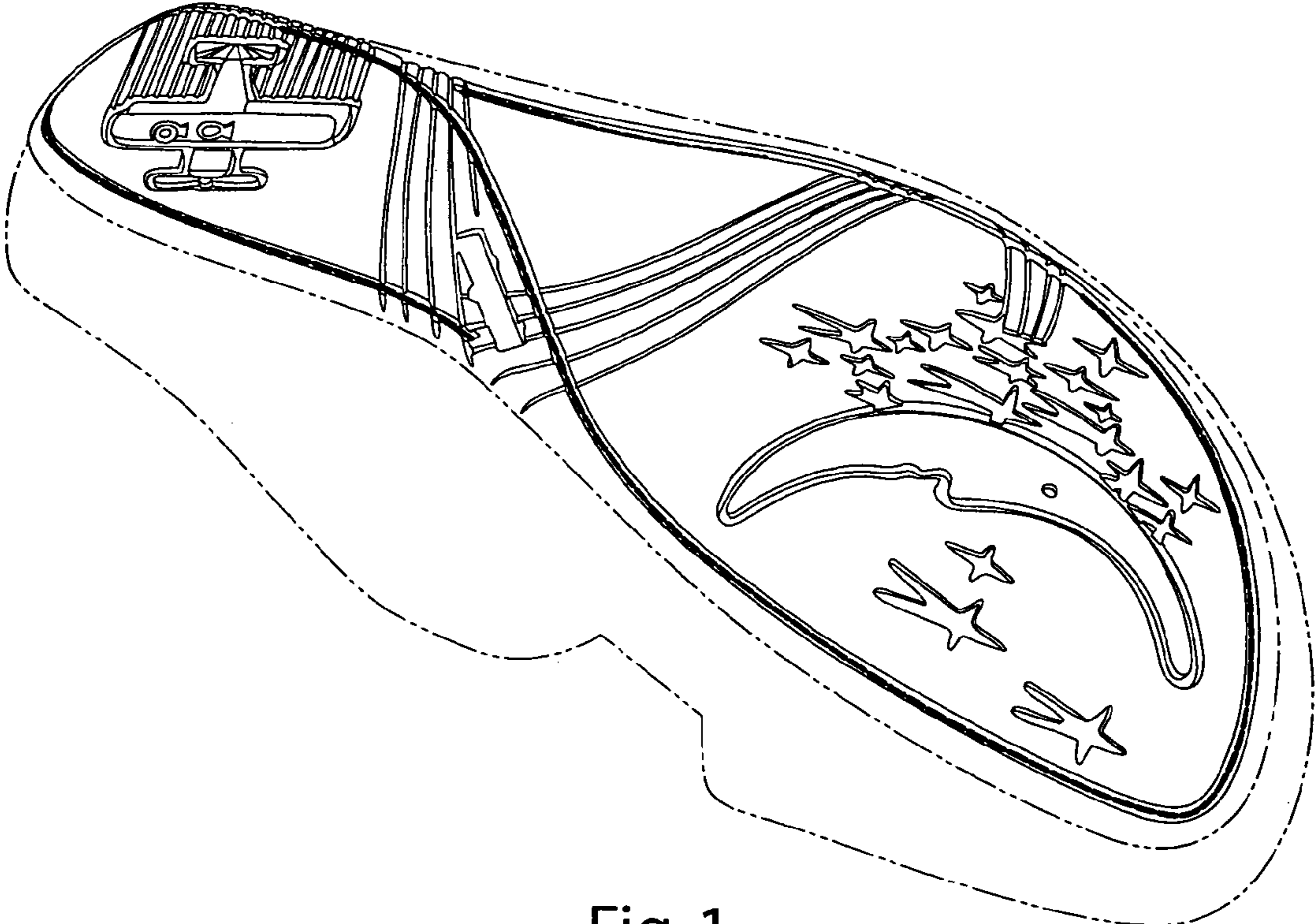


Fig. 1

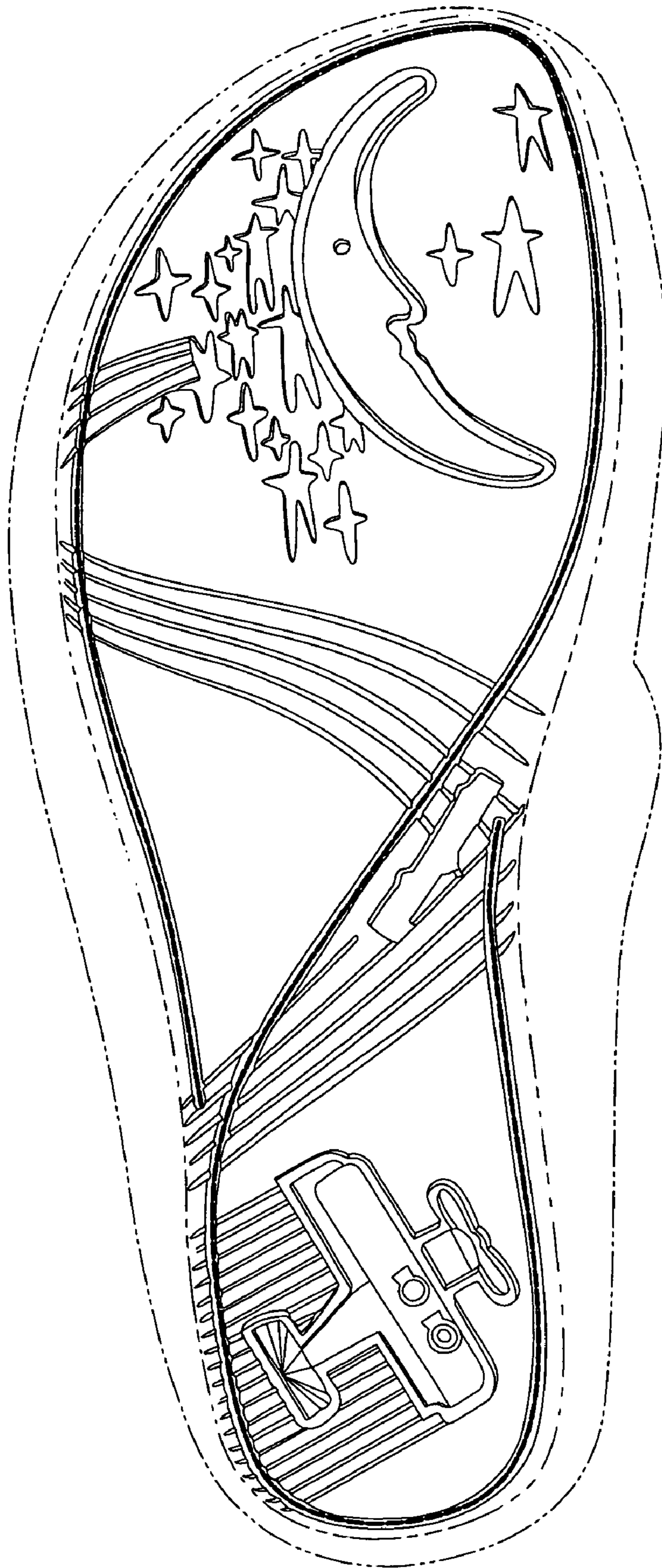


Fig. 2




Fig. 3

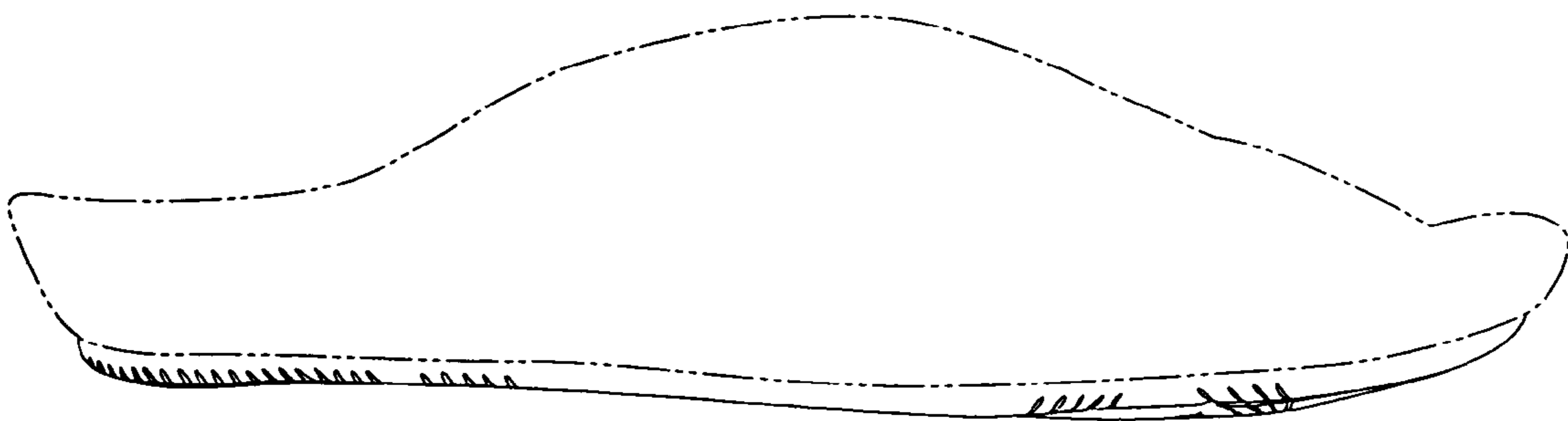


Fig. 4




Fig. 5

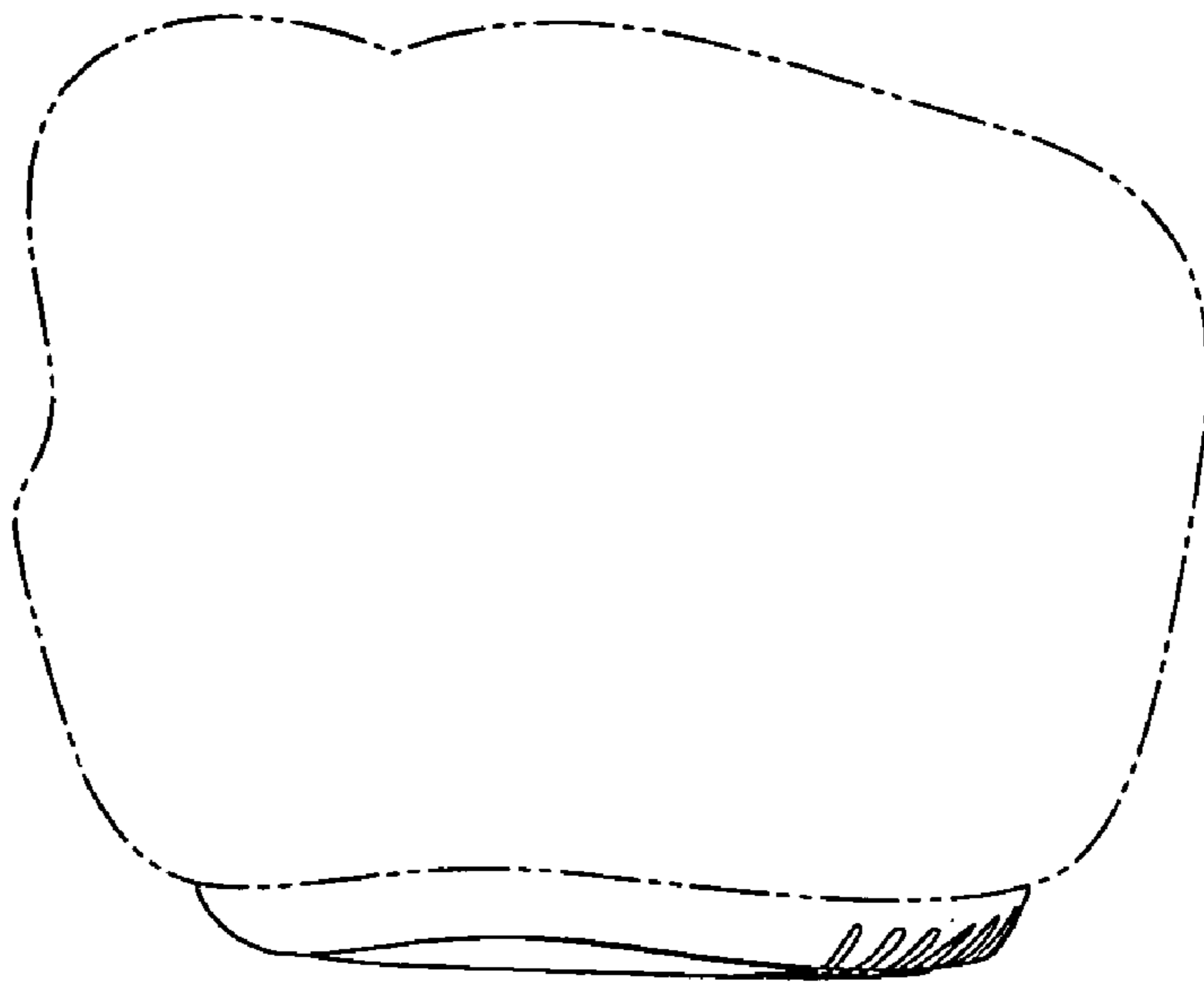


Fig. 6