



US00D555846S

(12) **United States Design Patent**
Jung et al.

(10) **Patent No.:** **US D555,846 S**

(45) **Date of Patent:** **** Nov. 20, 2007**

(54) **DOOR FOR DISHWASHER**

D473,980 S * 4/2003 Bowser et al. D32/3
D512,544 S * 12/2005 Jeong et al. D32/3

(75) Inventors: **Yun Tae Jung**, Seoul (KR); **So Jin Park**, Seoul (KR); **Hyeon Geun Oh**, Seoul (KR)

* cited by examiner

Primary Examiner—Louis S. Zarfaz
Assistant Examiner—Kathleen M. Sims

(73) Assignee: **LG Electronics Inc.**, Seoul (KR)

(74) *Attorney, Agent, or Firm*—Birch, Stewart, Kolasch & Birch, LLP

(**) Term: **14 Years**

(21) Appl. No.: **29/266,319**

(57) **CLAIM**

(22) Filed: **Sep. 19, 2006**

The ornamental design for a door for dishwasher, as shown and described.

(30) **Foreign Application Priority Data**

DESCRIPTION

Mar. 20, 2006 (KR) 30-2006-0010215

(51) **LOC (8) Cl.** **15-05**

FIG. 1 is a perspective view of a door for dishwasher showing our new design;

(52) **U.S. Cl.** **D32/3**

FIG. 2 is a front view thereof;

(58) **Field of Classification Search** D32/2,
D32/3, 5, 6, 8, 25, 28, 1; D7/340, 405, 439-351;
134/113, 200, 201, 58 DC, 135; 312/31,
312/108, 109; D15/81, 85, 91, 88

FIG. 3 is a rear view thereof;

See application file for complete search history.

FIG. 4 is a left side view thereof where the right side view is a mirror image;

(56) **References Cited**

FIG. 5 is a top plan view thereof;

U.S. PATENT DOCUMENTS

FIG. 6 is a bottom plan view thereof; and,

D320,488 S * 10/1991 Marks et al. D32/3
5,151,884 A * 9/1992 Griffith et al. 368/10
5,365,959 A * 11/1994 Favaro 134/113
D377,853 S * 2/1997 Sparks D32/3
D418,952 S * 1/2000 Roberts D32/3
D425,676 S * 5/2000 Roberts D32/3

FIG. 7 is a left side view showing an example of the usage of the subject design.

The broken line showing of an appliance in FIG. 7 is included for the purpose of illustrating usage of the door for dishwasher and forms no part of the claimed design.

1 Claim, 6 Drawing Sheets

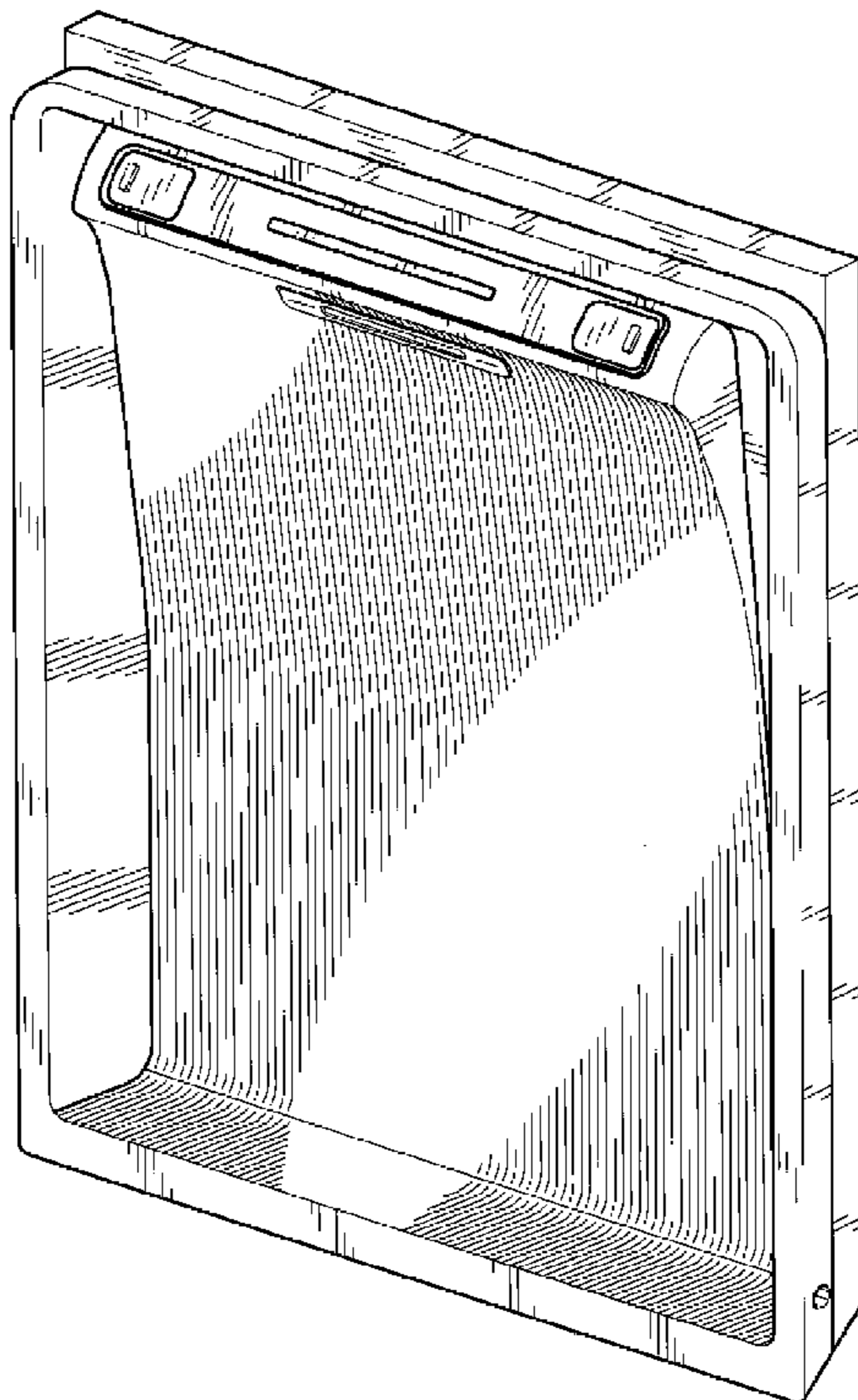


FIG. 1

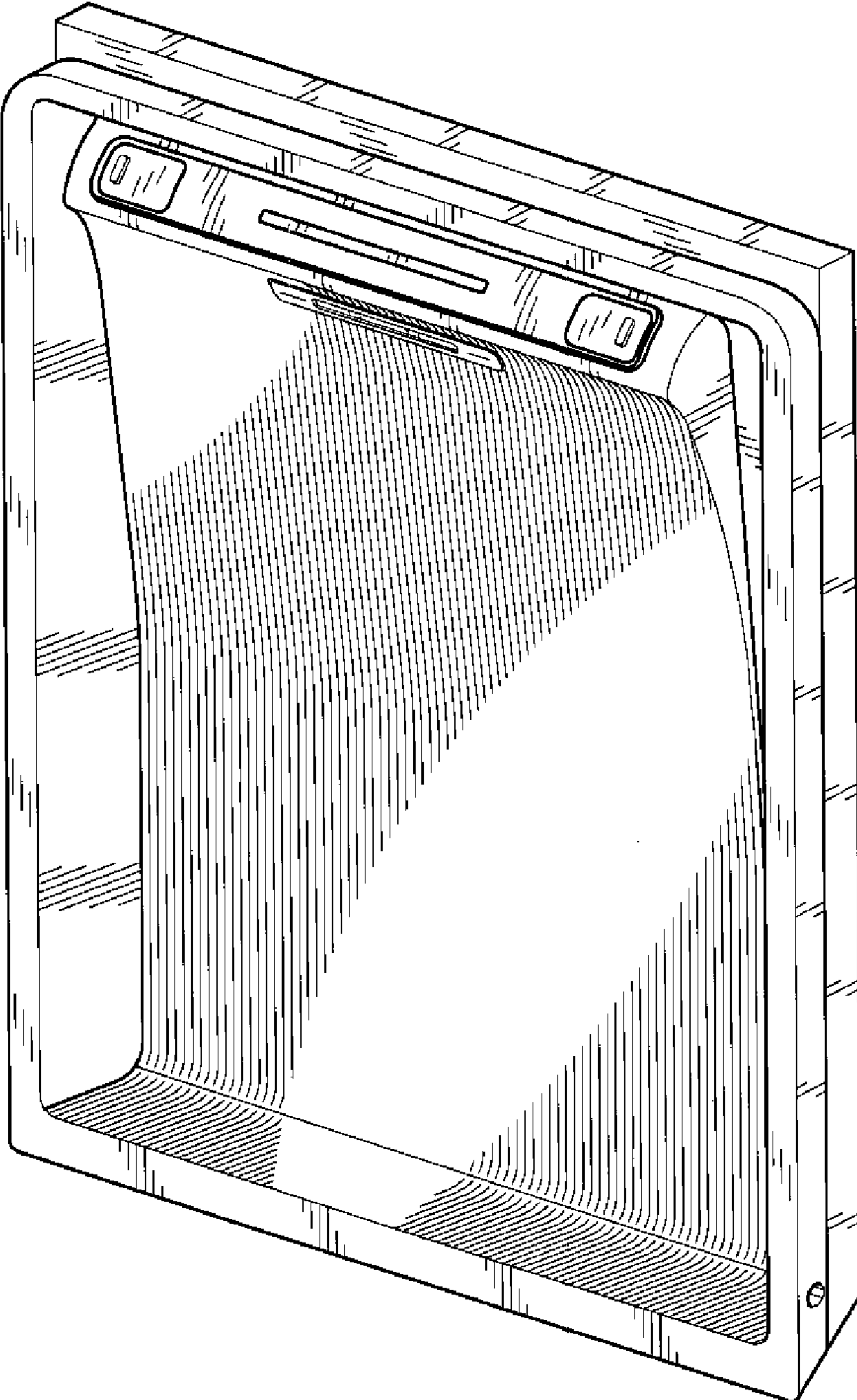


FIG. 2

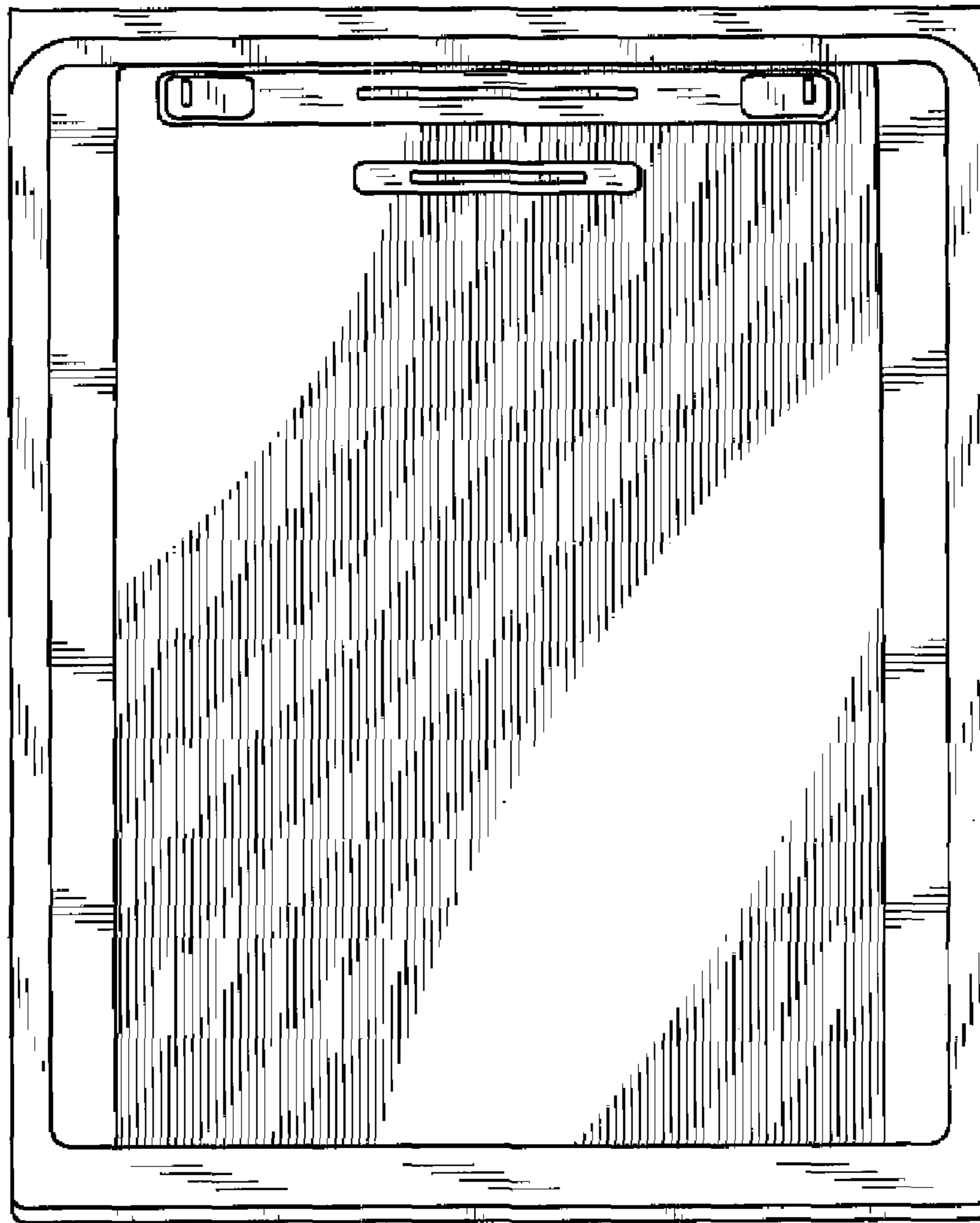


FIG. 3




FIG. 4



FIG. 5

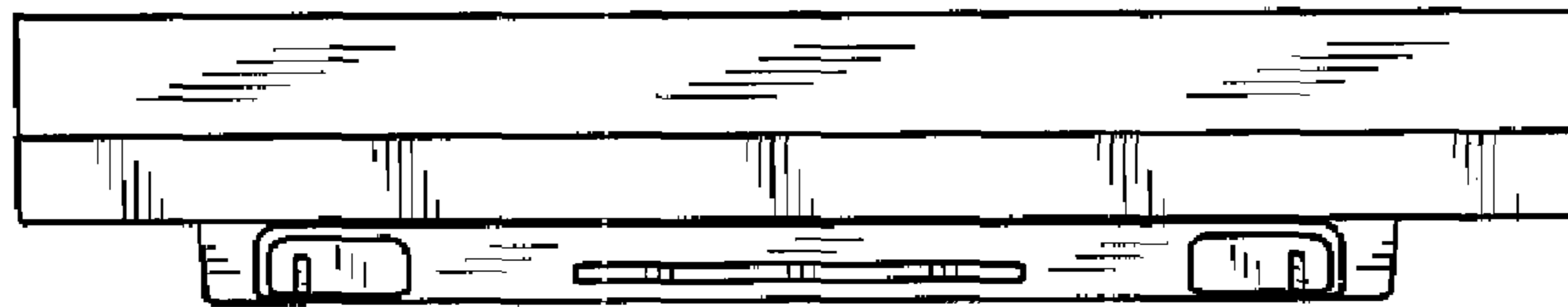


FIG. 6




FIG. 7

