



US00D555844S

(12) **United States Design Patent**
Dennis

(10) **Patent No.:** **US D555,844 S**

(45) **Date of Patent:** **** Nov. 20, 2007**

(54) **PET TOY**

(76) **Inventor:** **Edward Dennis**, 9268 S. Turkey Creek,
Morrison, CO (US) 80465

(**) **Term:** **14 Years**

(21) **Appl. No.:** **29/248,566**

(22) **Filed:** **Aug. 22, 2006**

(51) **LOC (8) Cl.** **30-99**

(52) **U.S. Cl.** **D30/160**

(58) **Field of Classification Search** D30/119,
D30/160; D11/117, 121, 125, 127, 184;
119/702, 706-711; 383/109; 428/15, 17,
428/24-27

See application file for complete search history.

(56) **References Cited**

U.S. PATENT DOCUMENTS

| | | | | | | |
|-----------|---|---|---------|------------------|-------|---------|
| D72,380 | S | * | 4/1927 | Mannel | | D21/624 |
| 2,787,818 | A | * | 4/1957 | Kaber | | D11/117 |
| D191,865 | S | * | 12/1961 | Mosheim | | D11/117 |
| 3,041,031 | A | * | 6/1962 | Pearson | | 428/26 |
| 4,324,821 | A | * | 4/1982 | Heineman, III | | 428/24 |
| 4,363,837 | A | * | 12/1982 | Weitz | | 428/26 |
| 5,108,800 | A | * | 4/1992 | Koo | | 428/26 |
| D329,310 | S | * | 9/1992 | O'Rourke | | D30/160 |
| 5,145,730 | A | * | 9/1992 | Cheng | | 428/24 |
| D346,048 | S | * | 4/1994 | Jandebeur et al. | | D30/160 |
| 5,508,901 | A | * | 4/1996 | Kuo | | 428/24 |
| 5,586,410 | A | * | 12/1996 | Gallo | | 428/24 |

| | | | | | | |
|--------------|----|---|---------|----------------|-------|---------|
| 5,693,386 | A | * | 12/1997 | Cheng | | 383/109 |
| 6,068,894 | A | * | 5/2000 | Morford et al. | | 428/15 |
| D452,593 | S | * | 12/2001 | Kaplan | | D30/160 |
| 2002/0070472 | A1 | * | 6/2002 | Shaw | | 428/26 |

* cited by examiner

Primary Examiner—Cathy Anne MacCormac
(74) *Attorney, Agent, or Firm*—Marsh Fischmann & Breyfogle LLP

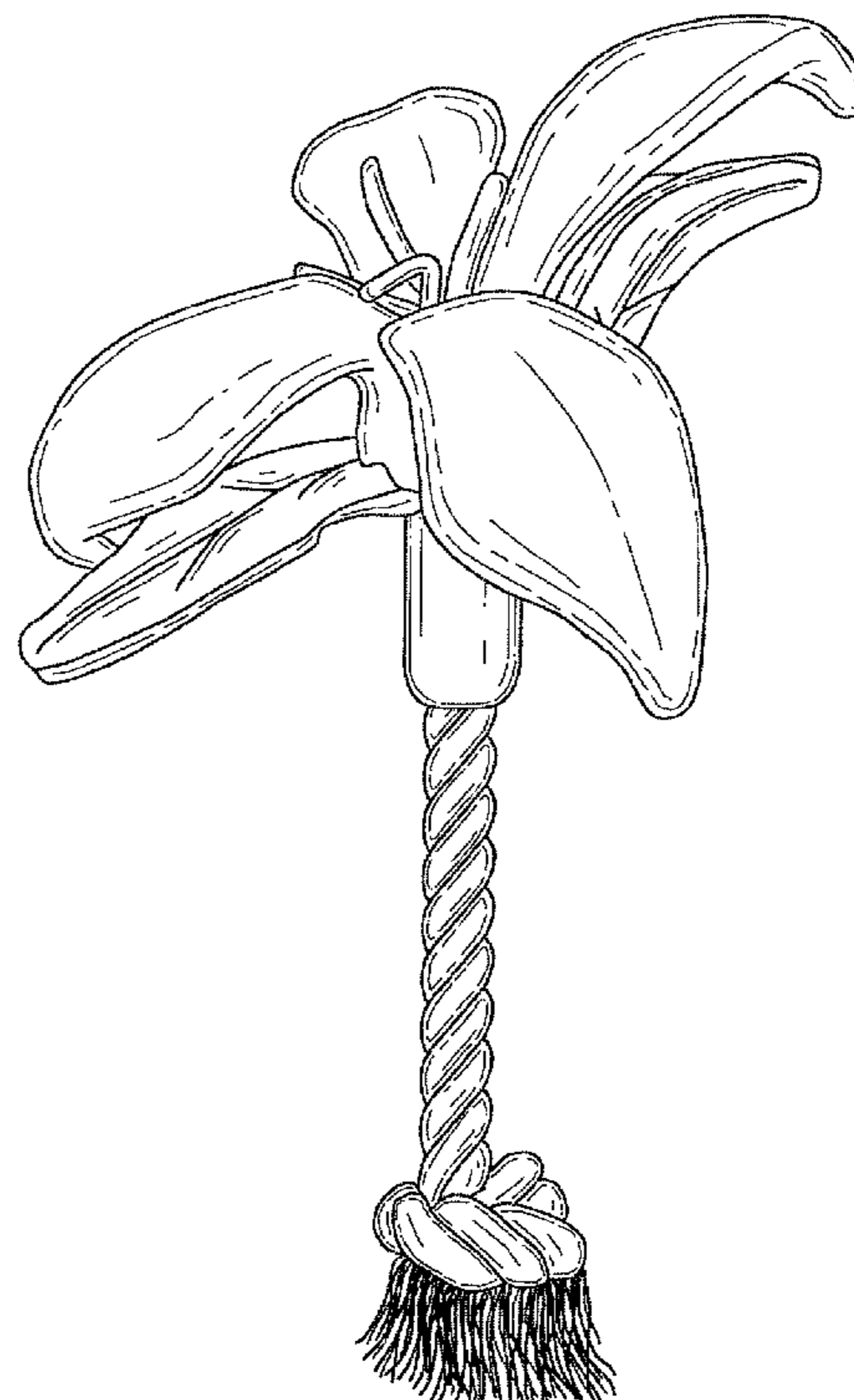
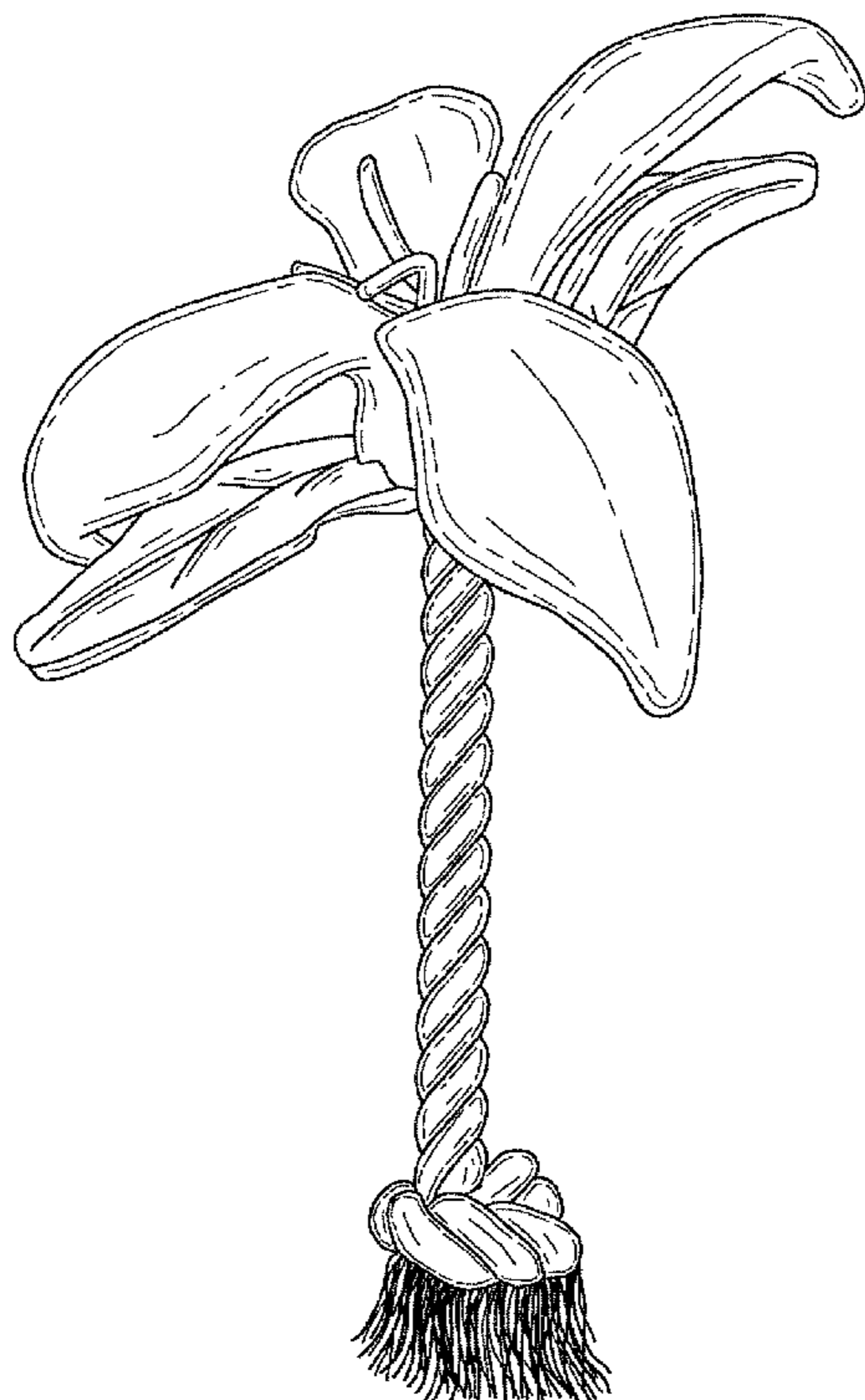
(57) **CLAIM**

The ornamental design for a pet toy, as shown and described.

DESCRIPTION

FIG. 1 is a perspective view of the pet toy;
FIG. 2 is a front view of the pet toy;
FIG. 3 is a rear view of the pet toy;
FIG. 4 is a view of the right side of the pet toy;
FIG. 5 is a view of the left side of the pet toy;
FIG. 6 is a top view of the pet toy;
FIG. 7 is a bottom view of the pet toy;
FIG. 8 is a perspective view of a second embodiment of FIG. 1, the only difference being the addition of a sleeve, it being understood that all other views are the same as those in the embodiment of FIG. 1; and,
FIG. 9 is a front view of FIG. 8.

1 Claim, 6 Drawing Sheets



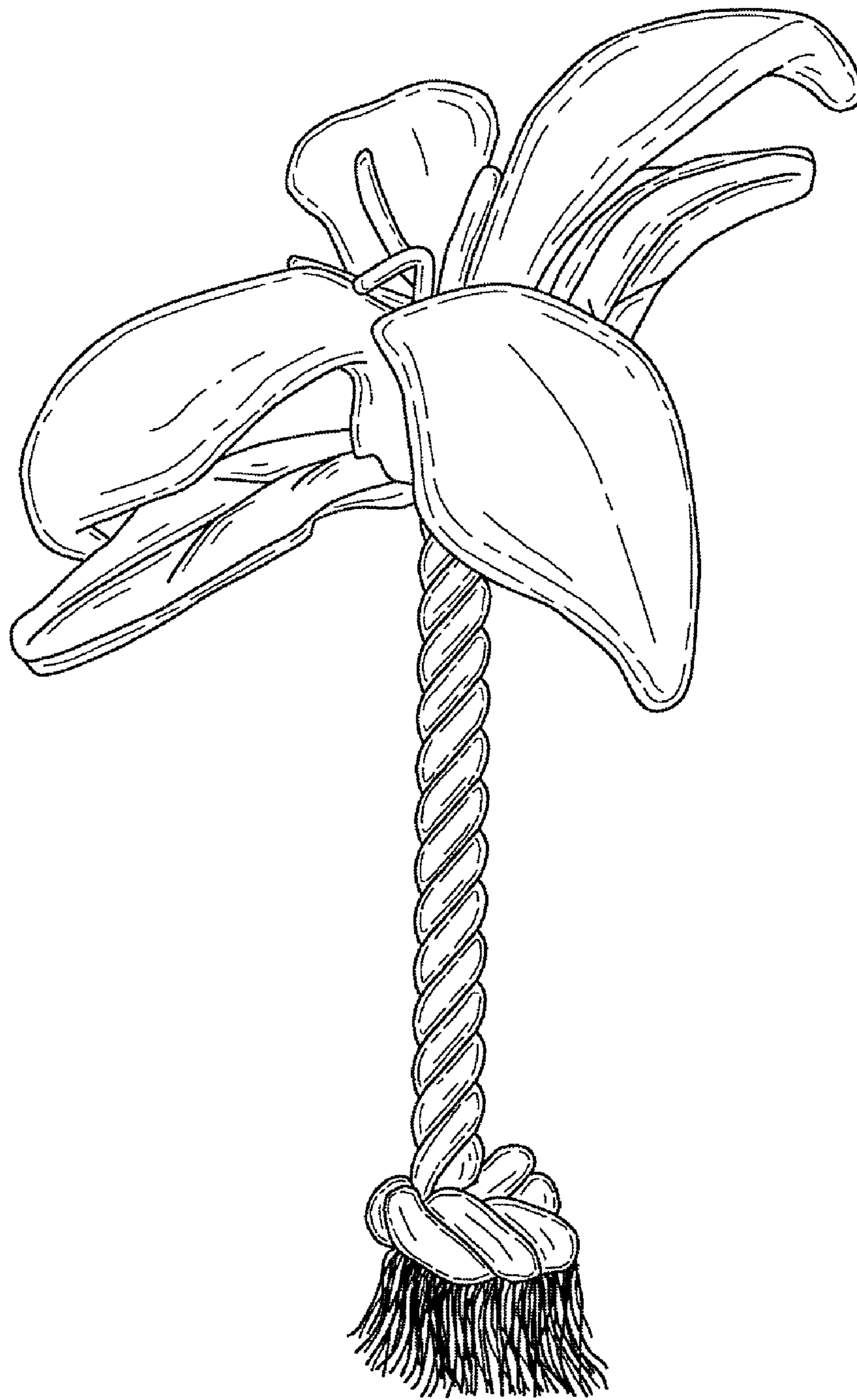


FIG.1




FIG.2

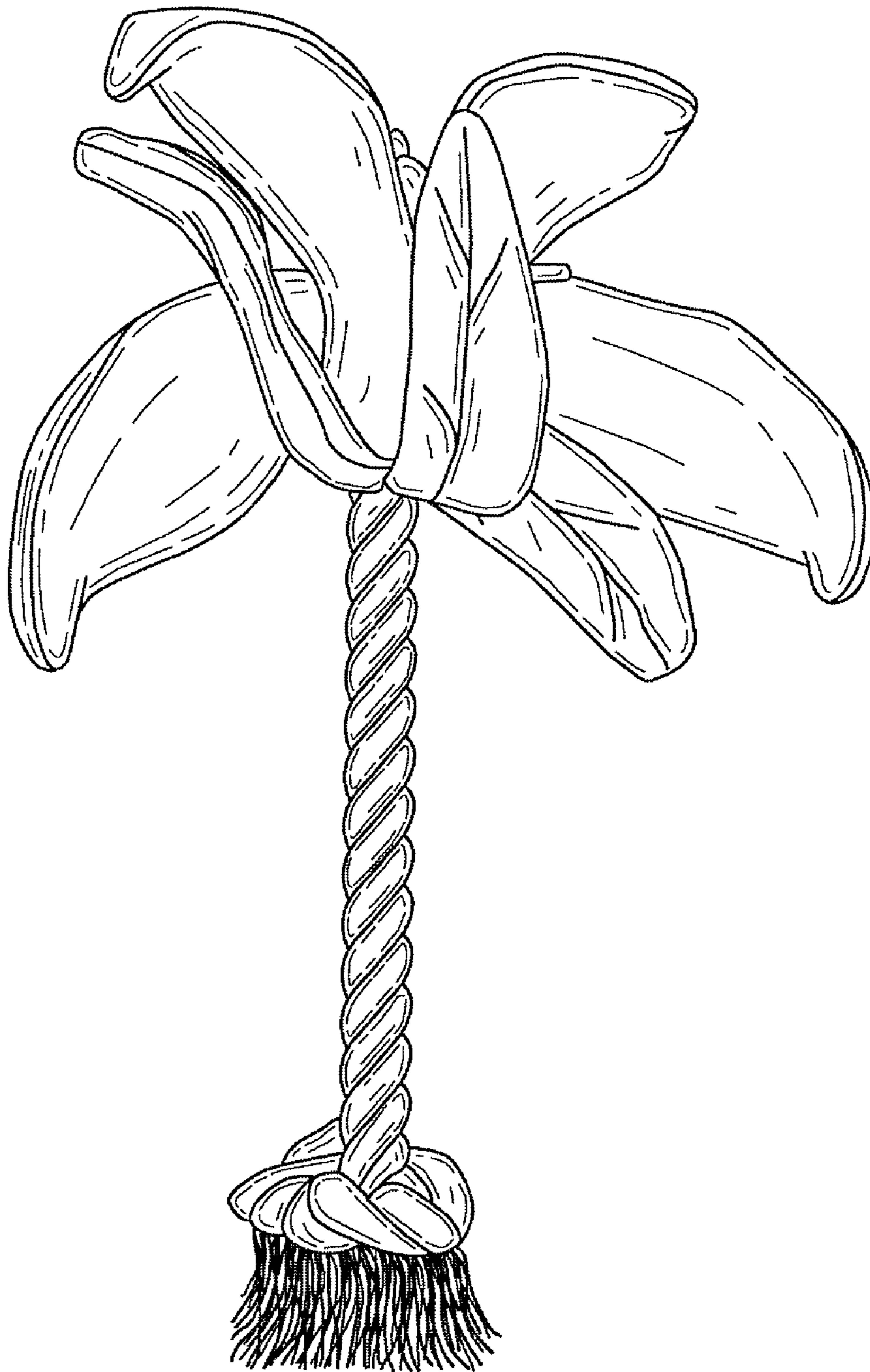


FIG.3

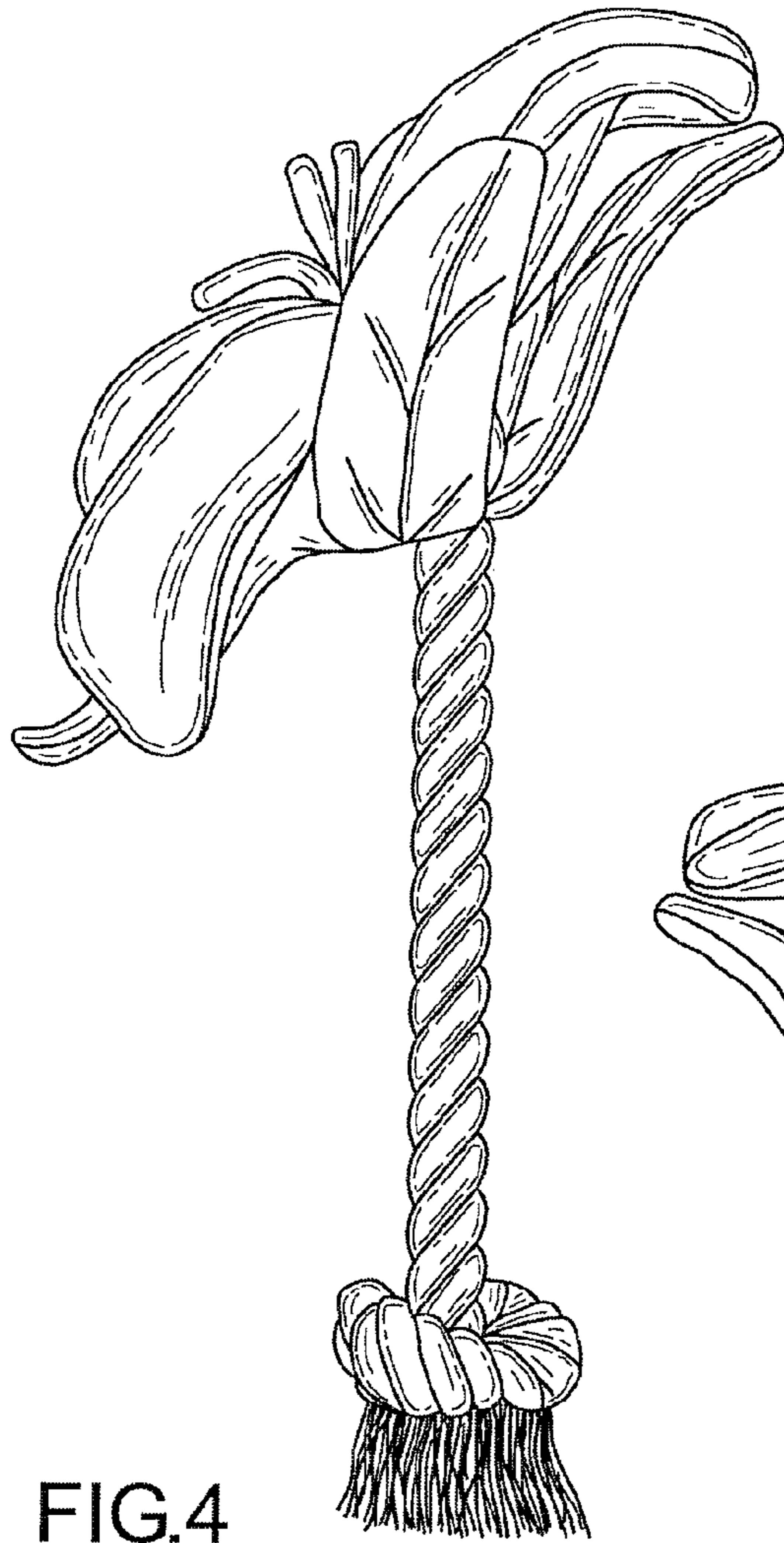


FIG.4

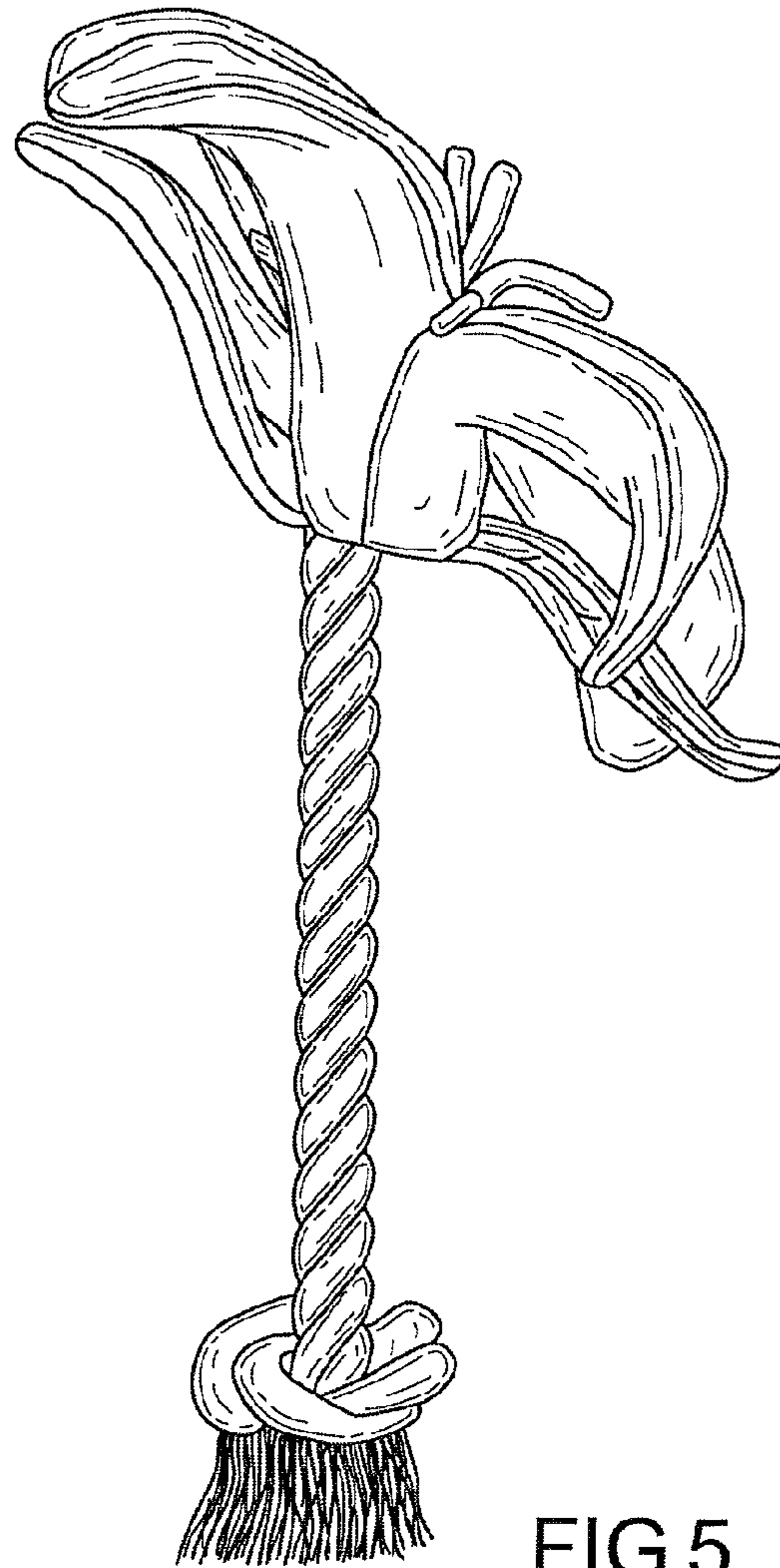


FIG.5




FIG.6



FIG.7



FIG.8




FIG.9