



US00D555836S

(12) **United States Design Patent** (10) **Patent No.:** **US D555,836 S**  
**Foust et al.** (45) **Date of Patent:** **\*\* Nov. 20, 2007**

(54) **PADDED NECK COLLAR**

(75) Inventors: **Bryan M. Foust**, Auburn, WA (US);  
**James T. Foust, II**, Grapeview, WA  
(US); **Bryan Cabatic**, Shoreline, WA  
(US)

(73) Assignee: **Foust Racing, Inc.**, Grapeview, WA  
(US)

(\*\*) Term: **14 Years**

(21) Appl. No.: **29/268,862**

(22) Filed: **Nov. 13, 2006**

(51) **LOC (8) Cl.** ..... **02-01**

(52) **U.S. Cl.** ..... **D29/101.2**

(58) **Field of Classification Search** ..... D29/100,  
D29/101.2, 120.1, 122, 124; D2/602, 604,  
D2/860, 861; D24/191; 2/60, 98, 455-459,  
2/460-468; 128/846, DIG. 23  
See application file for complete search history.

(56) **References Cited**

**U.S. PATENT DOCUMENTS**

1,757,019	A *	5/1930	Mott	2/461
2,806,471	A *	9/1957	Breese	602/17
3,497,872	A *	3/1970	Mitchell	2/468
3,855,631	A *	12/1974	Ettinger	2/468
3,964,474	A *	6/1976	Fox	602/18
4,449,251	A *	5/1984	Gauthier	2/468
4,501,023	A *	2/1985	Bilberry	2/462
4,590,622	A *	5/1986	Wolfe et al.	2/462
4,686,710	A *	8/1987	Marston et al.	2/468
4,821,339	A *	4/1989	Fair	2/462
5,136,721	A *	8/1992	Farnworth et al.	2/2.17
5,275,581	A *	1/1994	Bender	602/18
D369,660	S *	5/1996	Myoga	D24/191
5,737,774	A *	4/1998	Petty-Saphon et al.	2/69
5,976,098	A *	11/1999	Sereboff	602/18
D419,267	S *	1/2000	Hartunian	D29/100
6,067,665	A *	5/2000	DePalma et al.	2/468
D469,541	S *	1/2003	Cheatham	D24/191

6,591,429	B1 *	7/2003	Jaszai	2/455
6,854,134	B2 *	2/2005	Cleveland	2/422
D519,639	S *	4/2006	Follman	D24/191
2004/0139533	A1 *	7/2004	Kurpis	2/468
2005/0166303	A1 *	8/2005	Aaron	2/422

**OTHER PUBLICATIONS**

Gearbox Neck Collar, Acceleration Kart Racing, Oct. 26, 2005,  
<http://web.archive.org/web/20051026071940/www.accelerationkart-ing.com/accessories.html>.\*

\* cited by examiner

*Primary Examiner*—T. Chase Nelson

*Assistant Examiner*—Karen Acker

(74) *Attorney, Agent, or Firm*—DWC Law Firm, P.S.

(57) **CLAIM**

The ornamental design for a padded neck collar, as shown and described.

**DESCRIPTION**

FIG. 1 is a top plan view of a padded neck collar.

FIG. 2 is a bottom plan view of the padded neck collar in FIG. 1.

FIG. 3 is a right-side elevational view of the padded neck collar in FIG. 1.

FIG. 4 is a left-side elevational view of the padded neck collar in FIG. 1.

FIG. 5 is a back elevational view of the padded neck collar in FIG. 1.

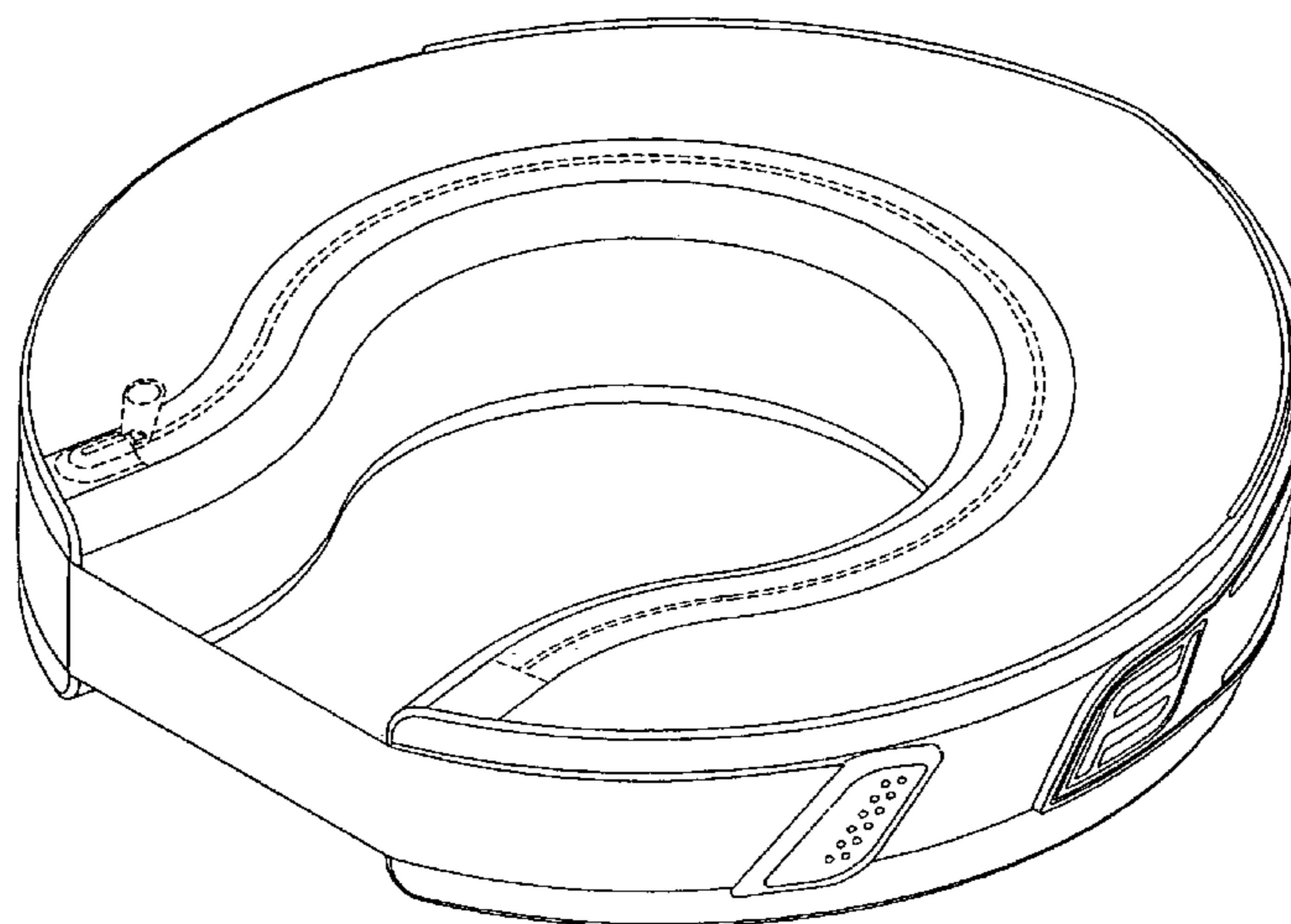
FIG. 6 is a front elevational view of the padded neck collar in FIG. 1.

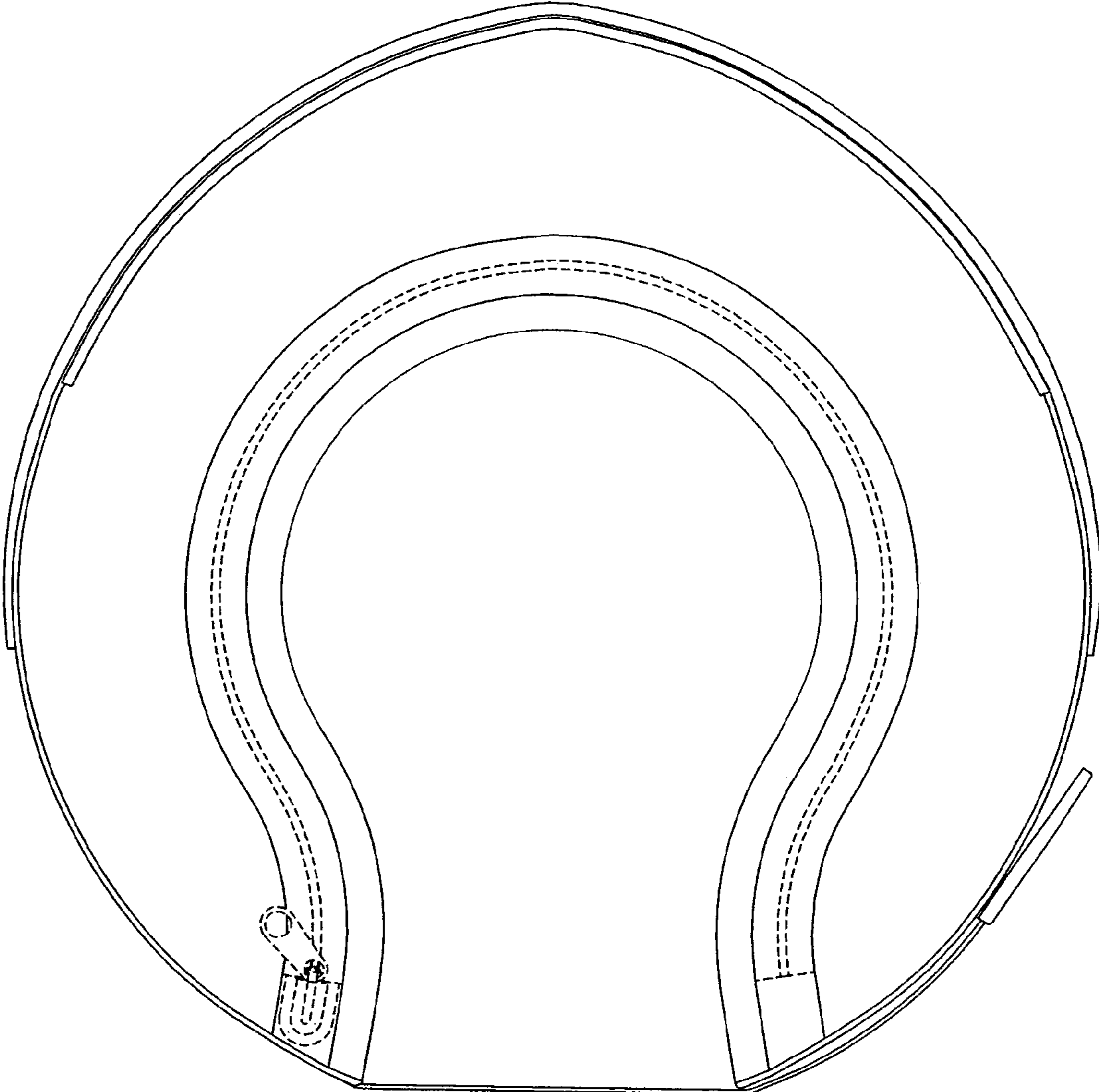
FIG. 7 is a top perspective view of the padded neck collar in FIG. 1; and,

FIG. 8 is a bottom perspective view of the padded neck collar in FIG. 1.

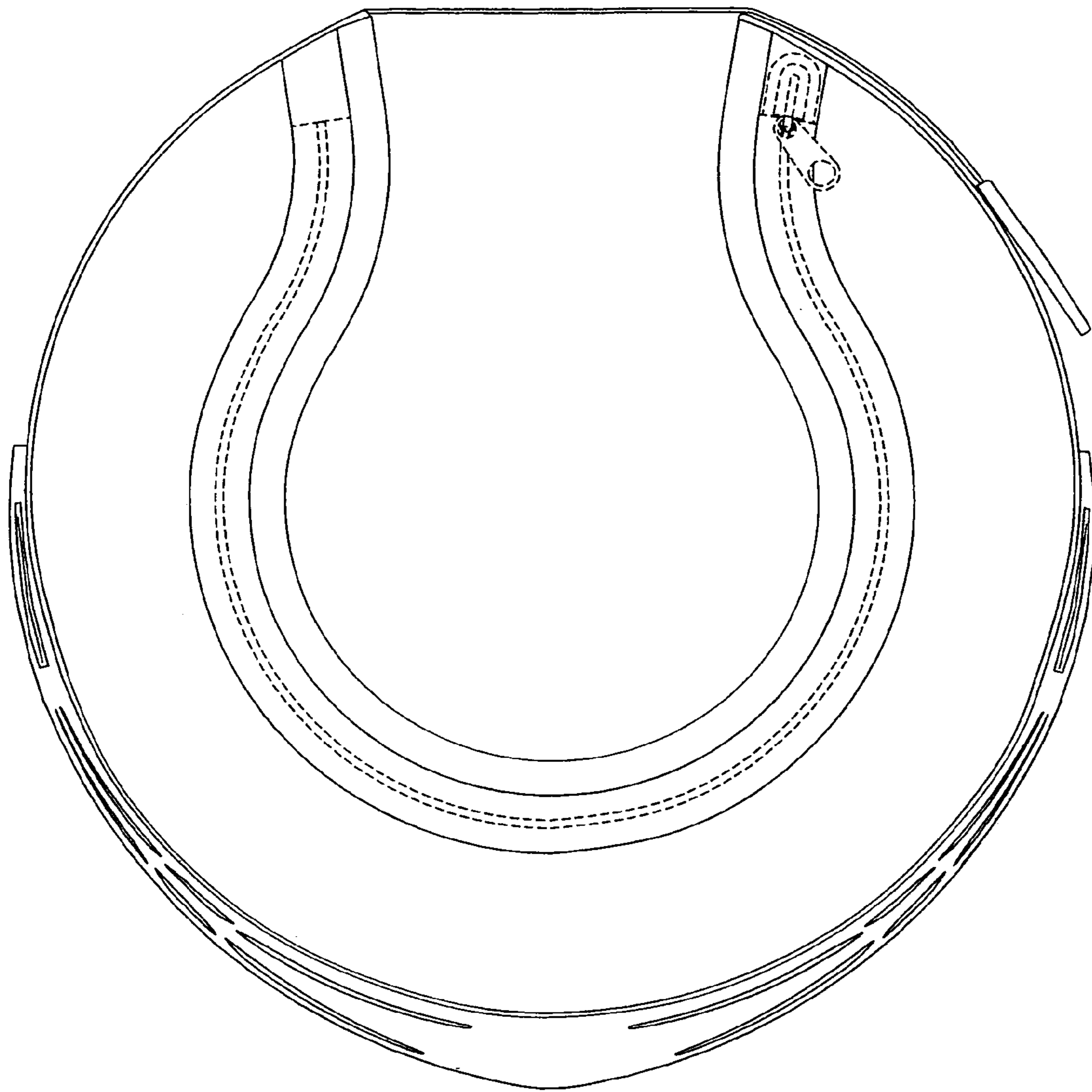
The broken lines are for illustrative purposes only and form no part of the claimed design.

**1 Claim, 6 Drawing Sheets**

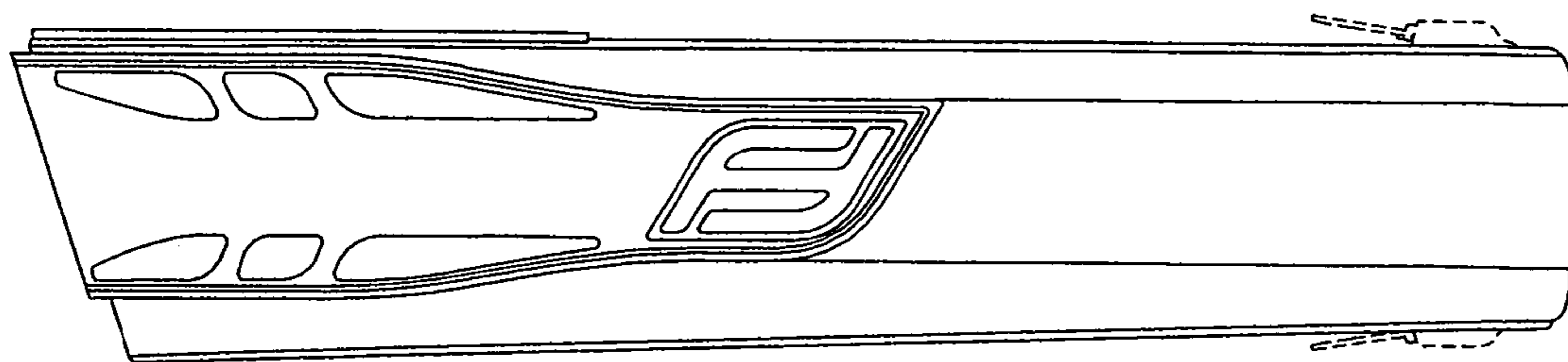




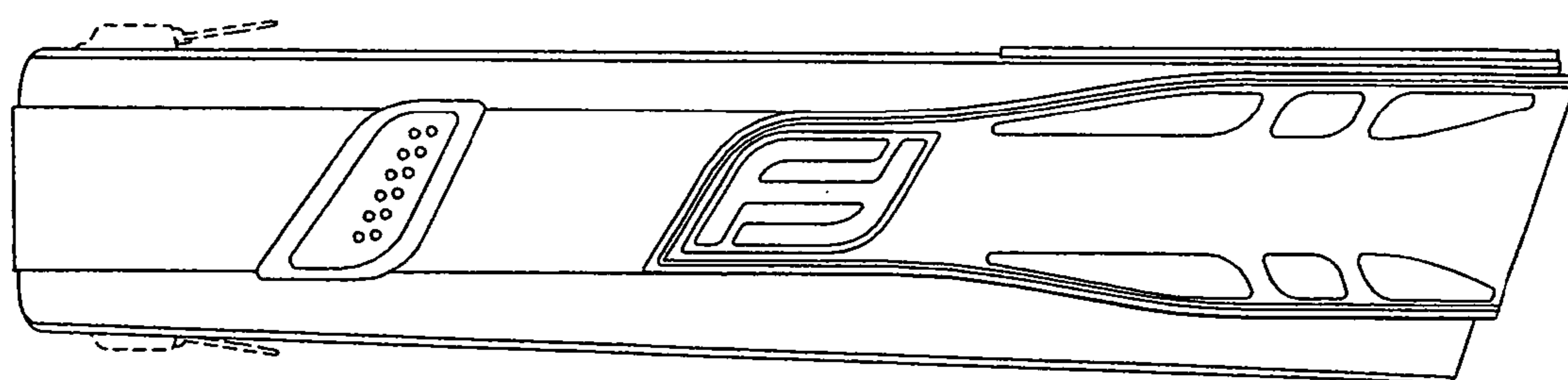
*FIG. 1*



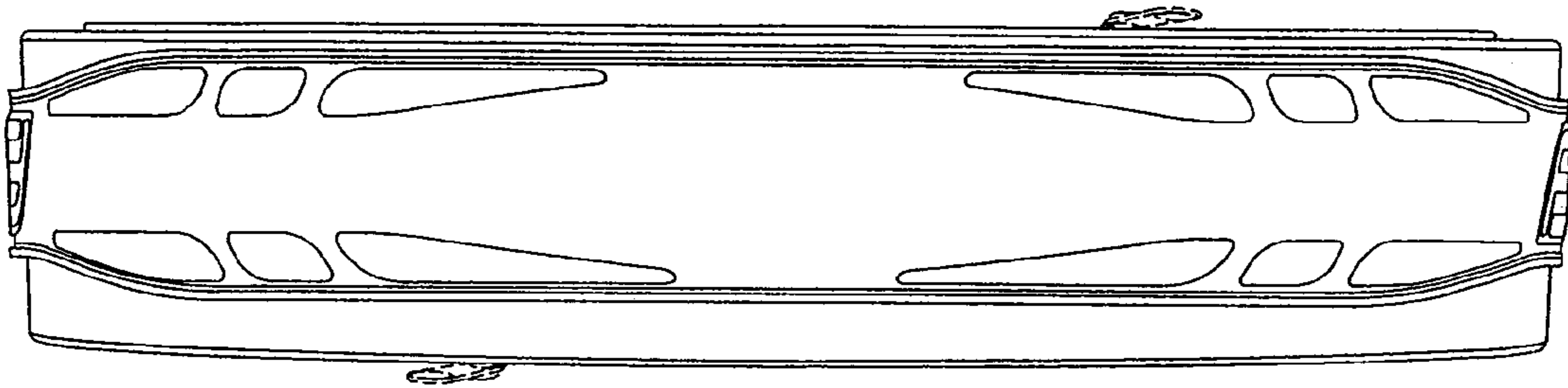
*FIG. 2*




*FIG. 3*



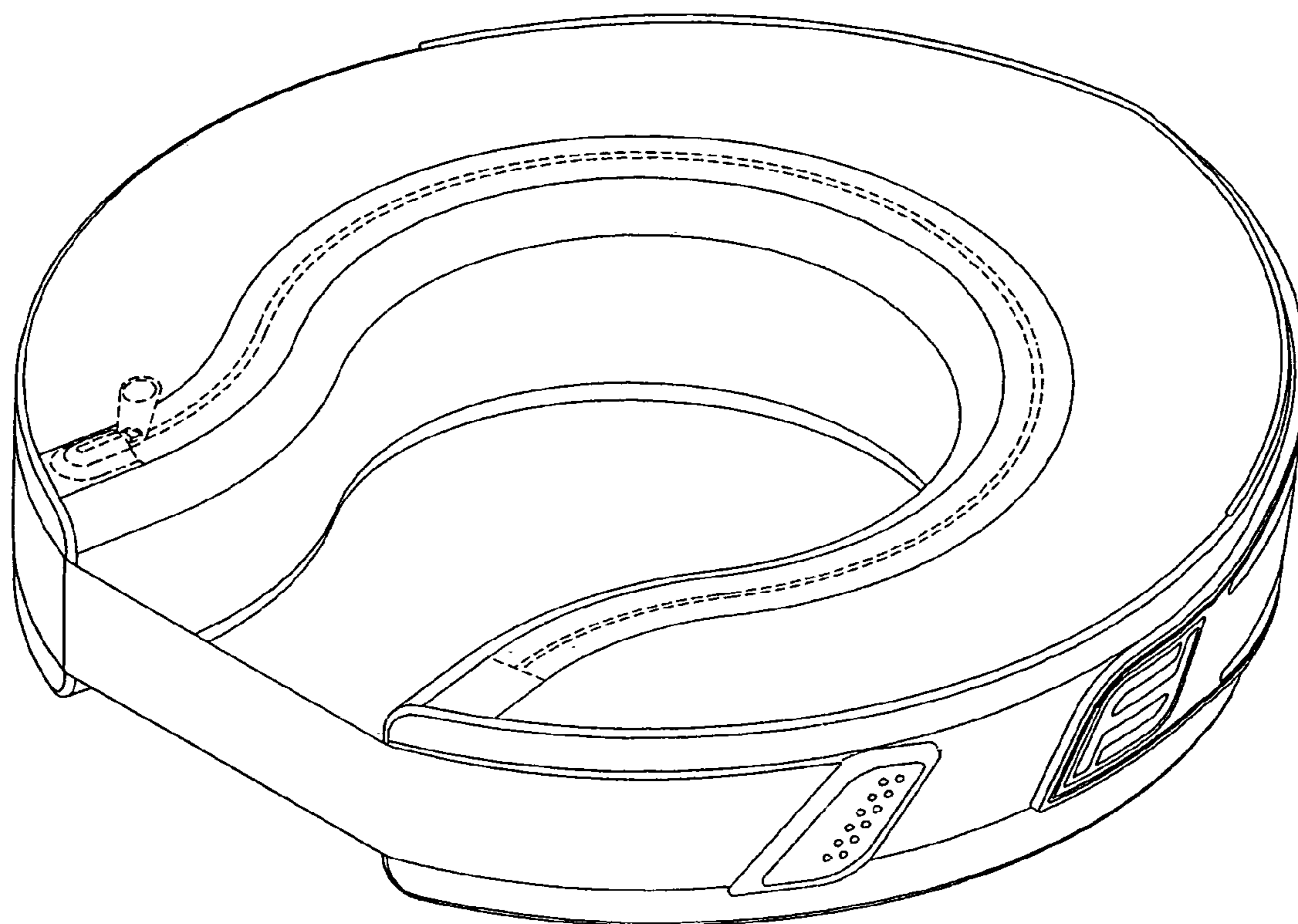
*FIG. 4*



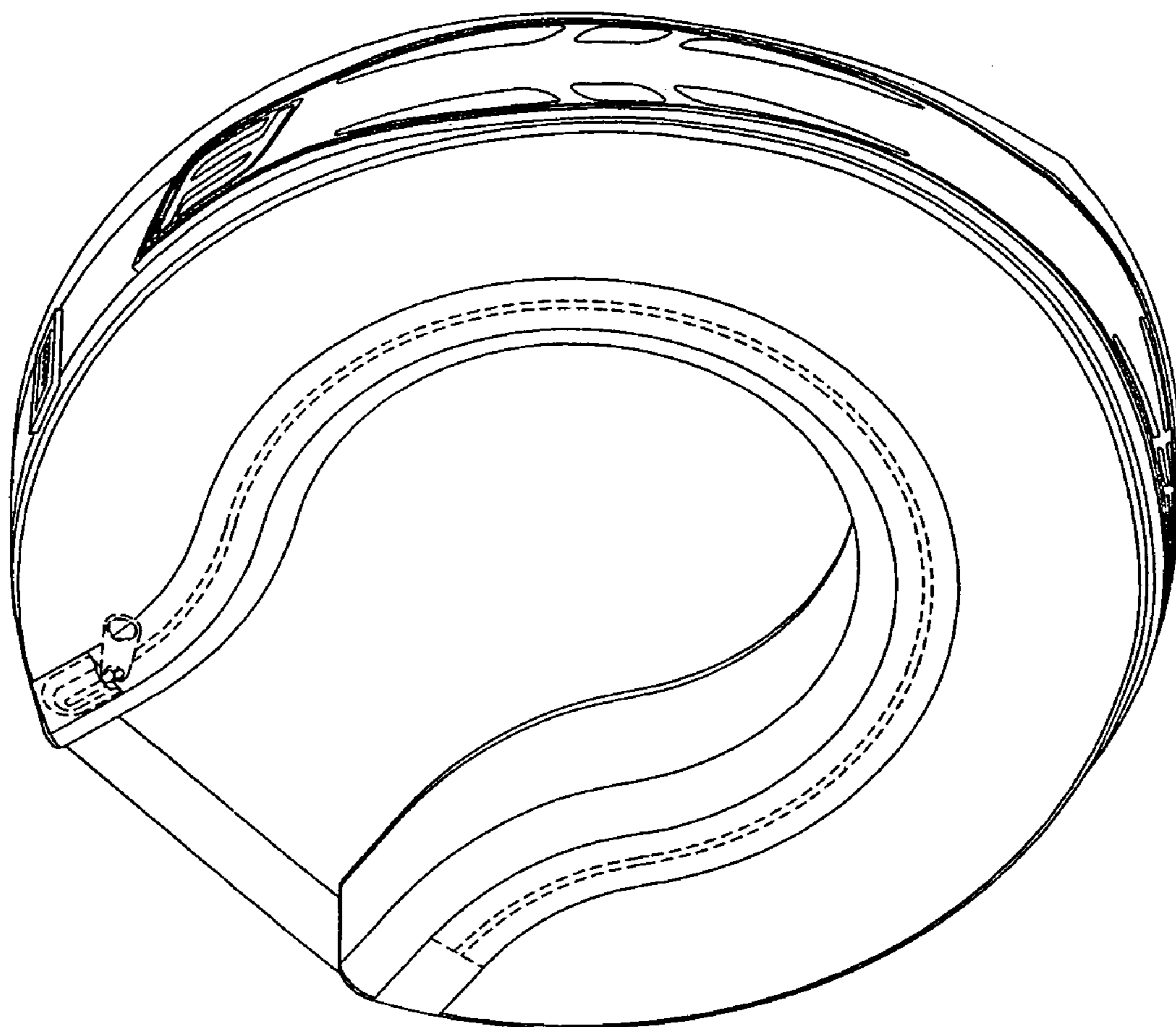
*FIG. 5*



*FIG. 6*



*FIG. 7*



*FIG. 8*