



US00D555824S

(12) **United States Design Patent**
Dickson

(10) **Patent No.:** **US D555,824 S**

(45) **Date of Patent:** **** Nov. 20, 2007**

(54) **LAMP ASSEMBLY**

(75) Inventor: **Michael J. Dickson**, Moreno Valley,
CA (US)

(73) Assignee: **Fleetwood Enterprises, Inc.**, Riverside,
CA (US)

(**) Term: **14 Years**

(21) Appl. No.: **29/259,648**

(22) Filed: **May 12, 2006**

(51) **LOC (8) Cl.** **26-99**

(52) **U.S. Cl.** **D26/124; D26/89; D26/123**

(58) **Field of Classification Search** D26/59,
D26/85, 88, 89, 91, 128, 130-136, 74, 79,
D26/123, 124; D23/377, 379, 411; 416/5;
362/147, 350, 364, 365, 404, 406, 408, 216
See application file for complete search history.

(56) **References Cited**

U.S. PATENT DOCUMENTS

D50,938 S *	6/1917	Ebeling	D26/123
D51,412 S *	10/1917	Gillinder	D26/123
1,336,951 A *	4/1920	Muhsgnug et al.	362/509
1,502,282 A *	7/1924	Umbenhower	362/327
D75,432 S *	6/1928	Keller	D27/133
D76,636 S *	10/1928	Ryan	D26/123
1,734,979 A *	11/1929	Persons	359/549
2,255,431 A *	9/1941	Marden et al.	362/260
D134,355 S *	11/1942	Rolph	D26/88

D324,111 S *	2/1992	Arbisi	D26/28
5,567,041 A *	10/1996	Slocum	362/365
D417,027 S *	11/1999	Cece	D26/74
D428,983 S *	8/2000	Lee	D23/377
D437,077 S *	1/2001	Minissi et al.	D26/85
D509,617 S *	9/2005	Benghozi	D26/89
D519,661 S *	4/2006	Young	D26/59

OTHER PUBLICATIONS

“Honeycomb Construction For Lighting Fixtures” by Chung Hoen Enterprise Co.; Advertisement on p. 336 of the May 2001 issue of CENS Taiwan Lighting.*

* cited by examiner

Primary Examiner—Clare E Heflin

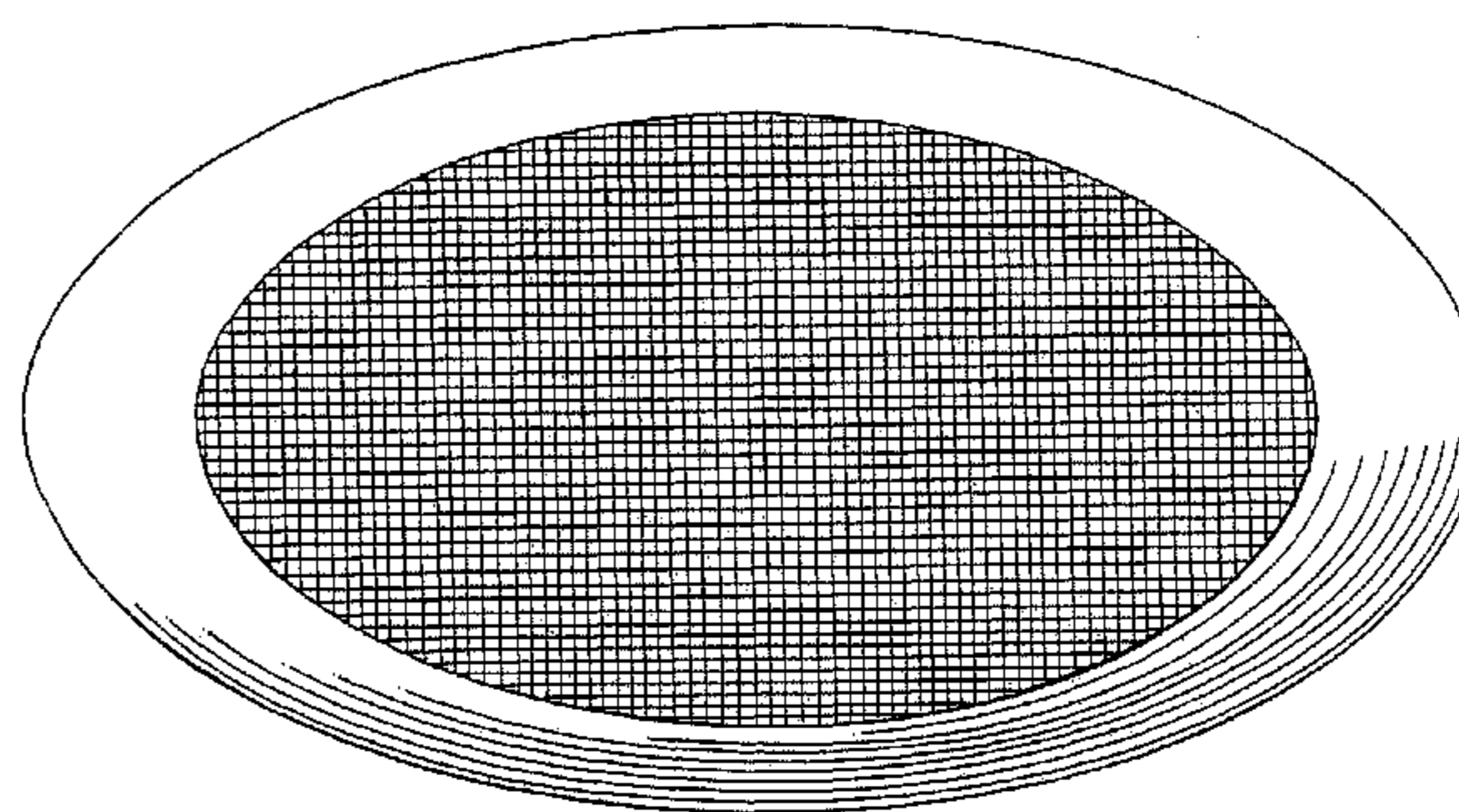
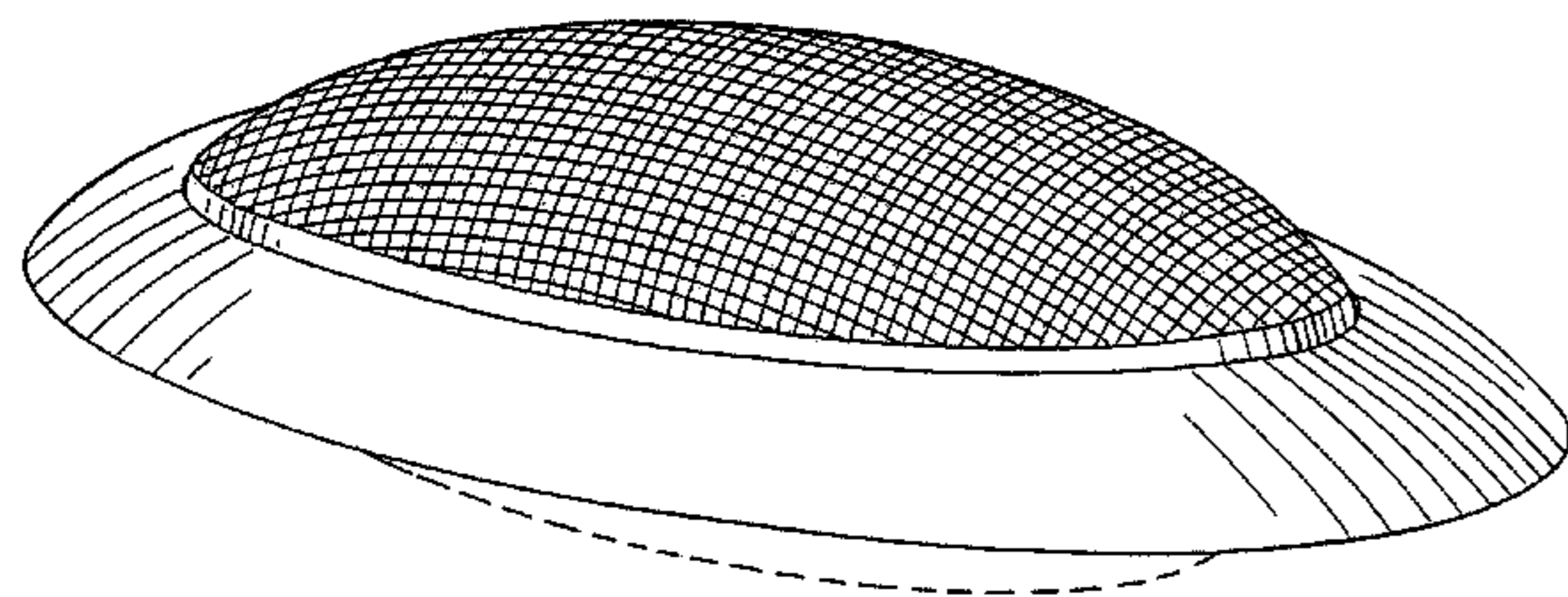
(57) **CLAIM**

The ornamental design for a lamp assembly, as shown and described.

DESCRIPTION

FIG. 1 is a perspective view of the lamp assembly;
FIG. 2 is a plan view of the lamp assembly of FIG. 1;
FIG. 3 is a bottom view of the lamp assembly of FIG. 1;
FIG. 4 is a right side view which is a mirror image of the left side of the lamp assembly of FIG. 1; and,
FIG. 5 is an end view of the Lamp Assembly of FIG. 1.
The broken lines shown on the drawings are for illustrative purposes only and form no part of the claimed design.

1 Claim, 4 Drawing Sheets



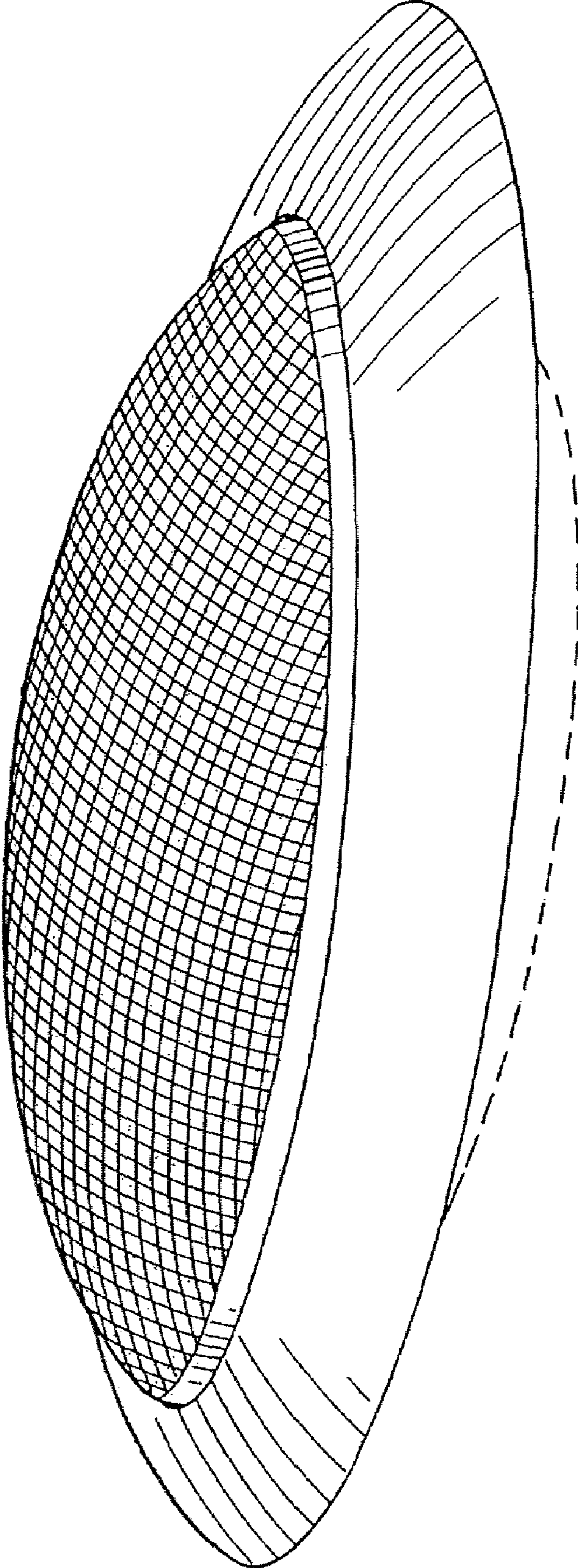


FIG. 1

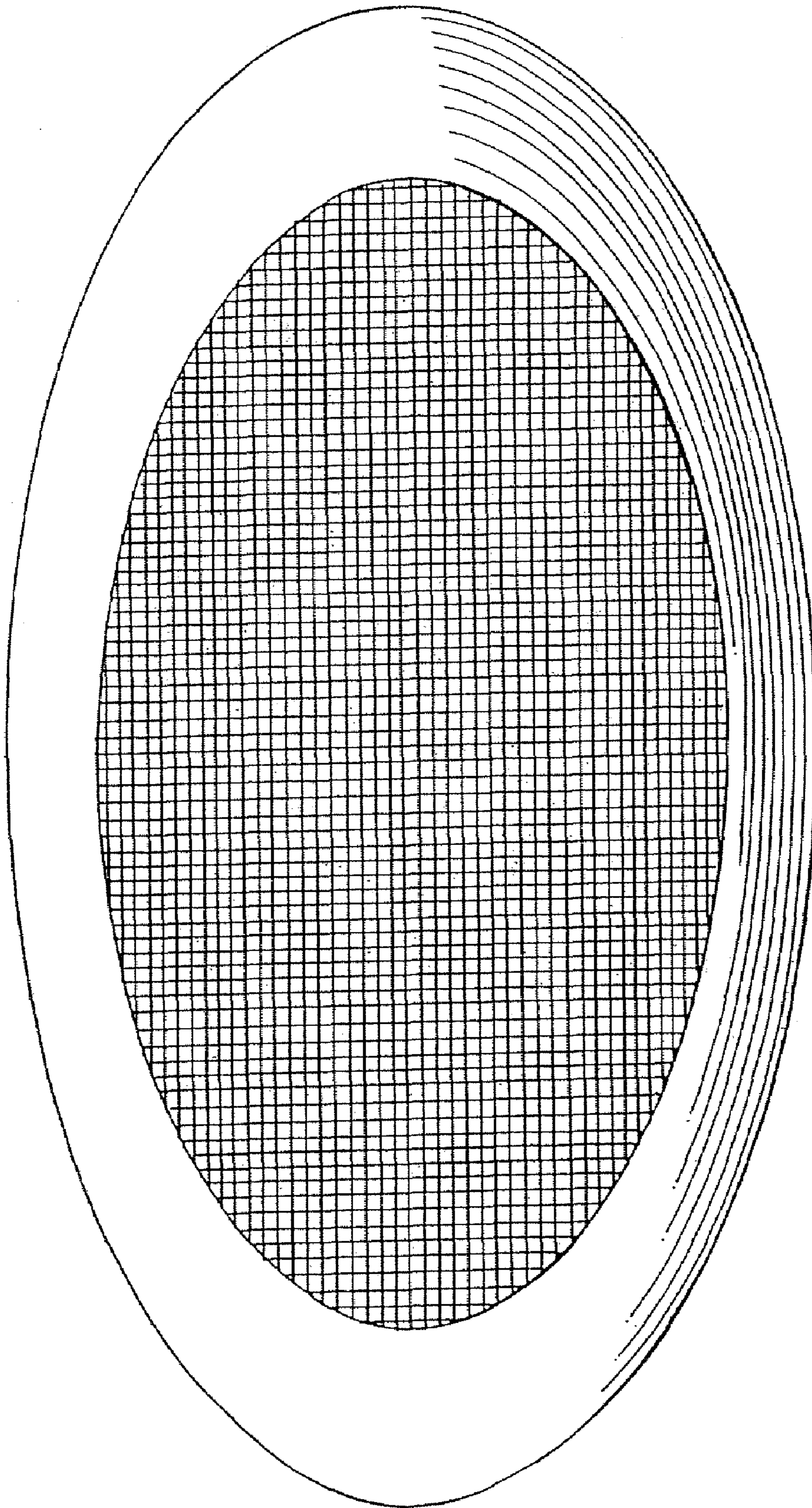


FIG. 2

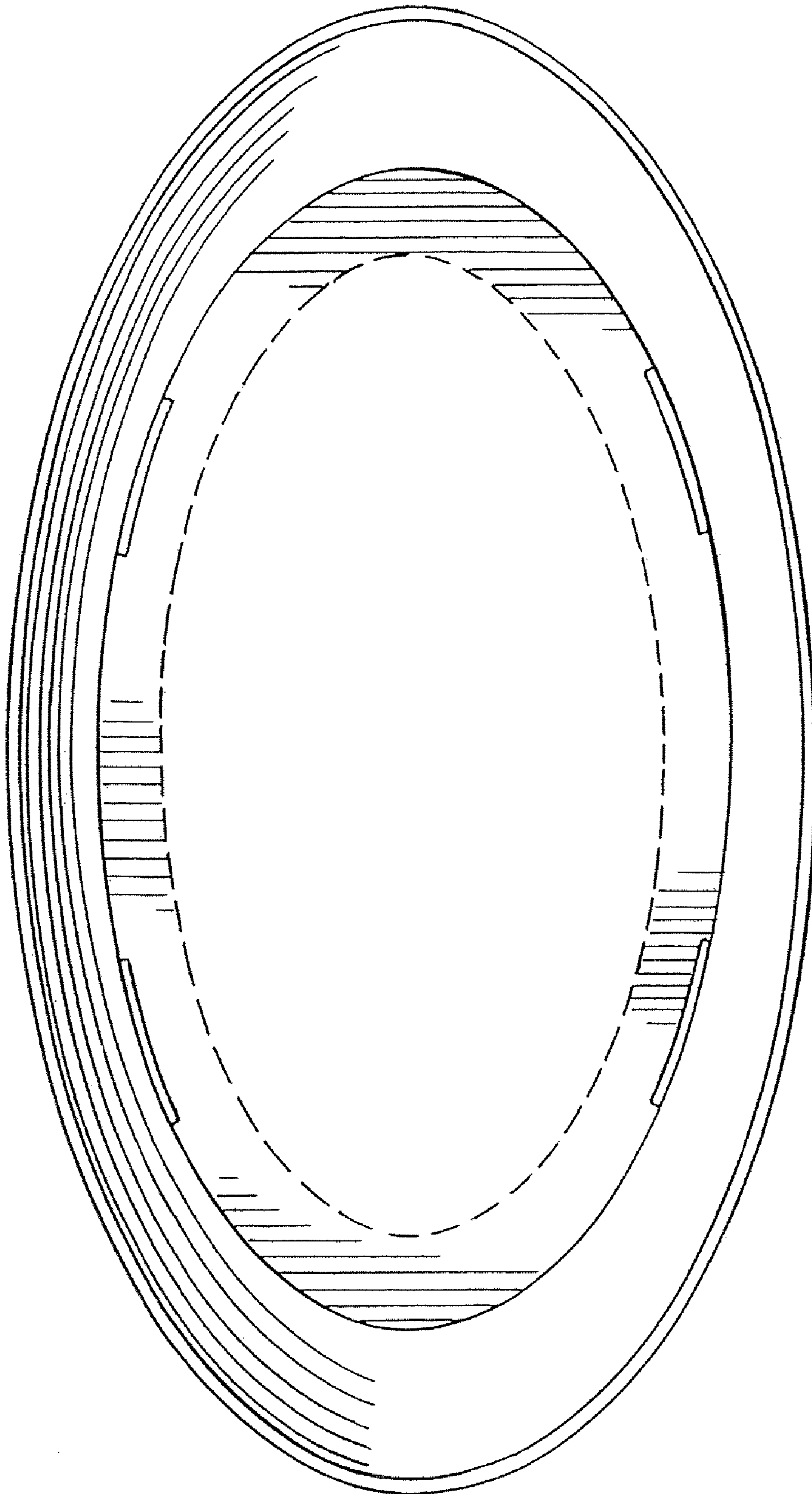


FIG. 3

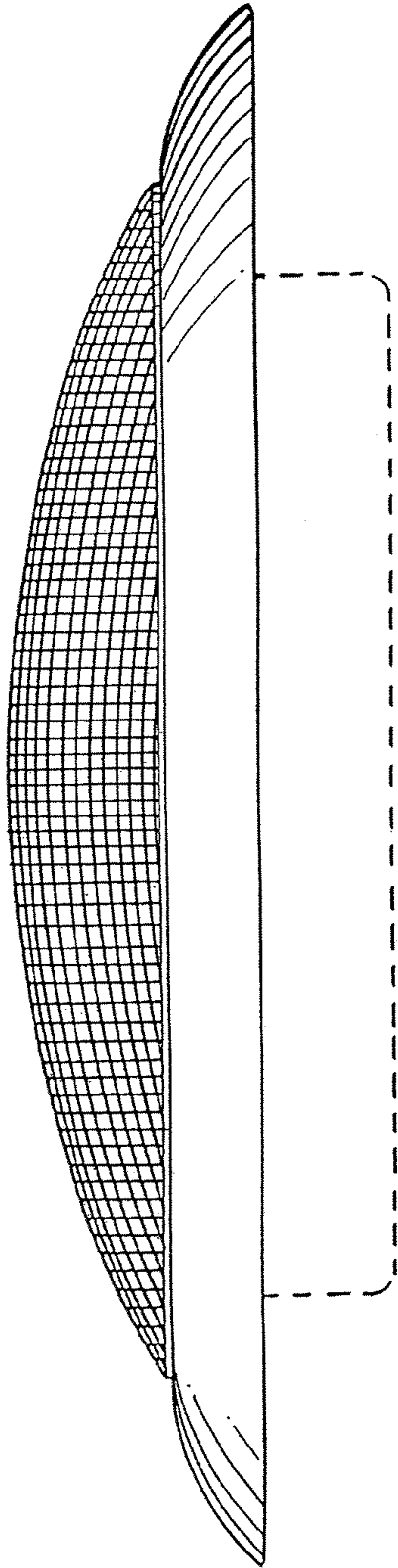


FIG. 4

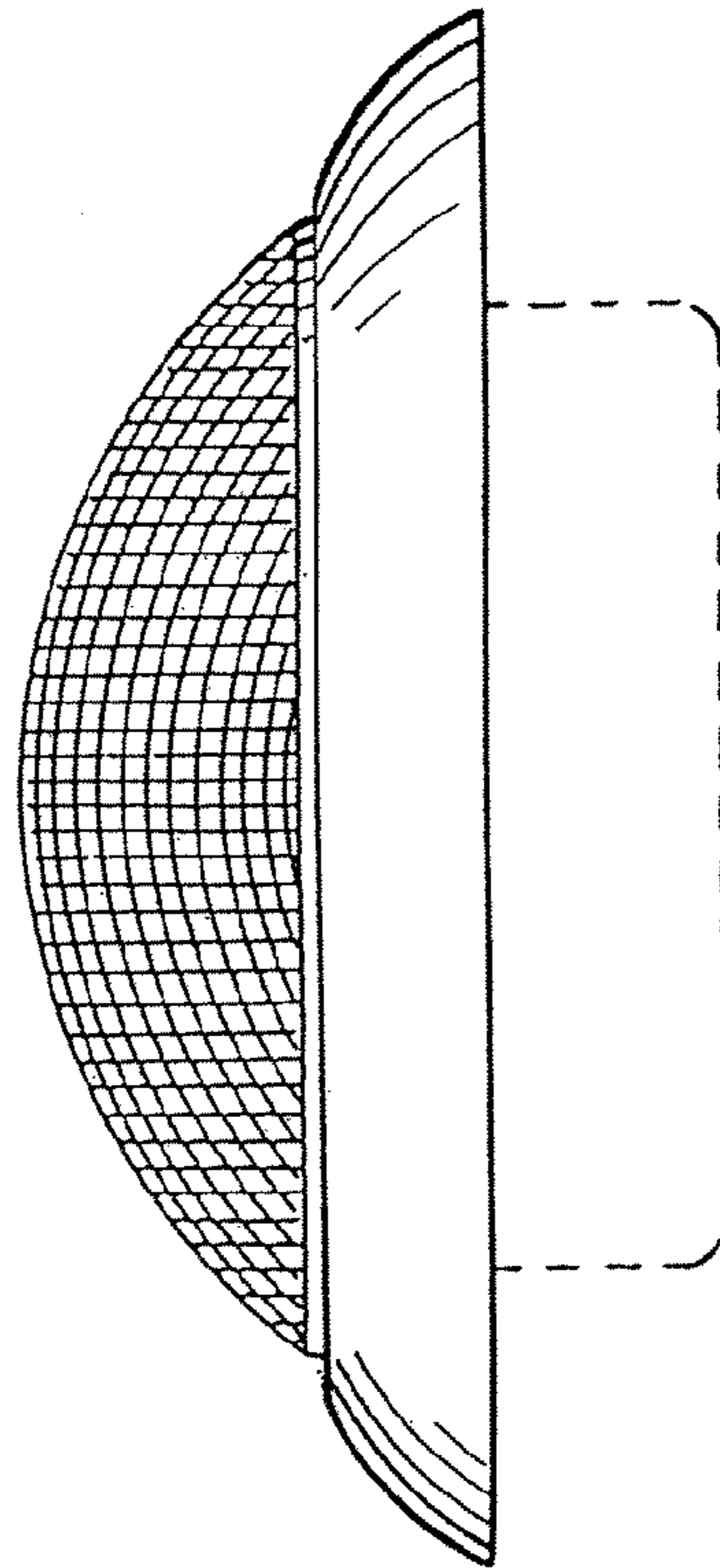


FIG. 5