



US00D555819S

(12) **United States Design Patent** (10) **Patent No.:** **US D555,819 S**
Hatherill et al. (45) **Date of Patent:** **** Nov. 20, 2007**

(54) **WORKLIGHT**

(76) Inventors: **Richard A. Hatherill**, 1025 Richmond Road, Apt. 1108, Ottawa, Ontario (CA) K2B 8G8; **John L. Schira**, 50 Dovercliffe Road, Unit 5, Guelph, Ontario (CA) N1G 3A6; **Roger W. Britt**, 15 Borduas Court, Kanata, Ontario (CA) K2K 1K9; **Mark T. Forest**, 85 Townsend Drive, Ottawa, Ontario (CA) K2J 2V3; **David T. Bilenkey**, 671 Brierwood Avenue, Ottawa, Ontario (CA) K2A 2J3

D421,143 S * 2/2000 Kovacik et al. D26/42
D438,656 S * 3/2001 Lupica D26/37
D503,238 S * 3/2005 Allen D26/37
D526,077 S * 8/2006 Leen D26/42
D536,812 S * 2/2007 Bayat et al. D26/37
D541,962 S * 5/2007 Bayat et al. D26/42
2006/0250791 A1 * 11/2006 Miller 362/157

* cited by examiner

Primary Examiner—Ian Simmons
Assistant Examiner—Carissa C Fitts
(74) *Attorney, Agent, or Firm*—Gordon & Jacobson, PC

(**) Term: **14 Years**

(21) Appl. No.: **29/254,532**

(22) Filed: **Feb. 24, 2006**

(51) **LOC (8) Cl.** **26-02**

(52) **U.S. Cl.** **D26/37; D26/42**

(58) **Field of Classification Search** D26/37,
D26/38, 39, 41, 42, 43, 50, 51, 60, 89; 362/157,
362/159, 183, 184, 201, 208, 555, 800, 84,
362/108, 103

See application file for complete search history.

(56) **References Cited**

U.S. PATENT DOCUMENTS

D335,756 S * 5/1993 Gaynor D26/42
D389,931 S * 1/1998 Kovacik et al. D26/37
D399,578 S * 10/1998 Yuen D26/37
D418,238 S * 12/1999 Offiler D26/42

(57) **CLAIM**

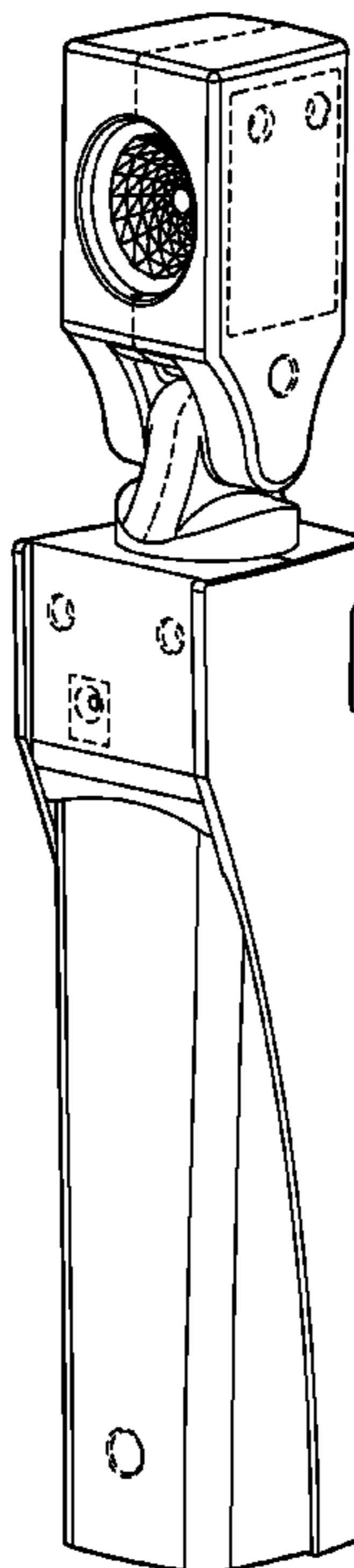
The ornamental design for a worklight, as shown and described.

DESCRIPTION

FIG. 1 is a front perspective view of a worklight;
FIG. 2 is a rear perspective view thereof;
FIG. 3 is a front elevation view thereof;
FIG. 4 is a right side elevation view thereof;
FIG. 5 is a rear elevation view thereof;
FIG. 6 is a left elevation view thereof;
FIG. 7 is a top plan view thereof; and,
FIG. 8 is a bottom plan view thereof.

The broken lines which define the bounds the claimed design form no part of the claimed design.

1 Claim, 7 Drawing Sheets



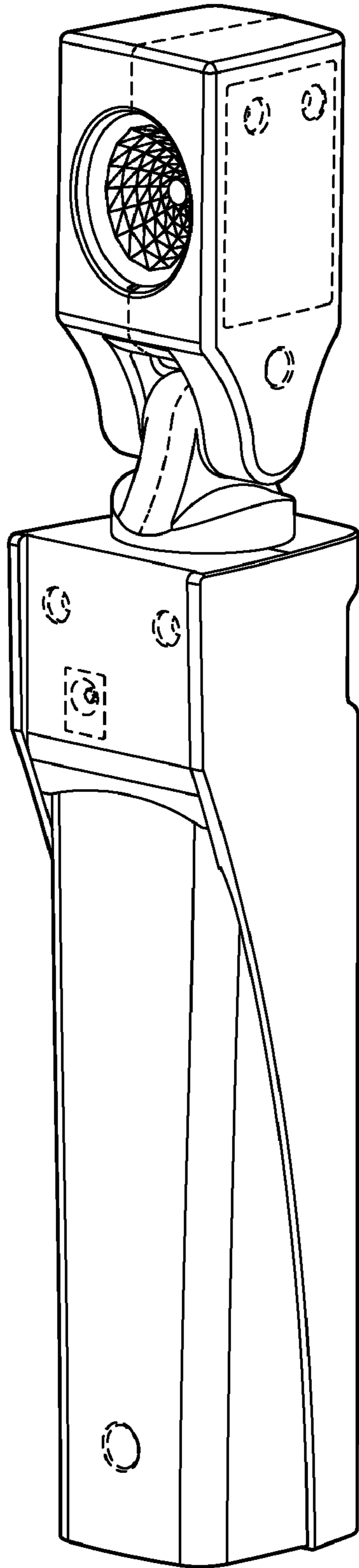


Fig. 1

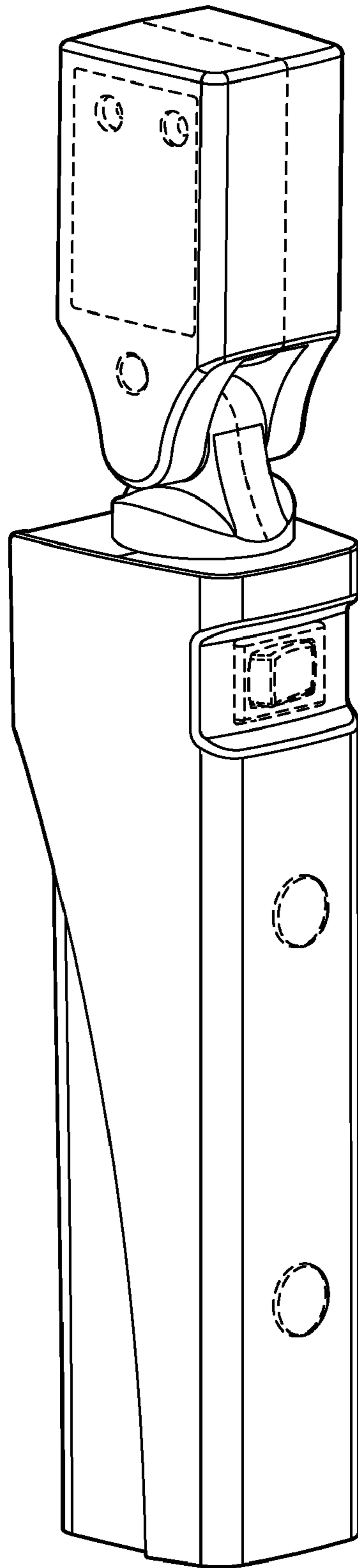


Fig. 2




Fig. 3

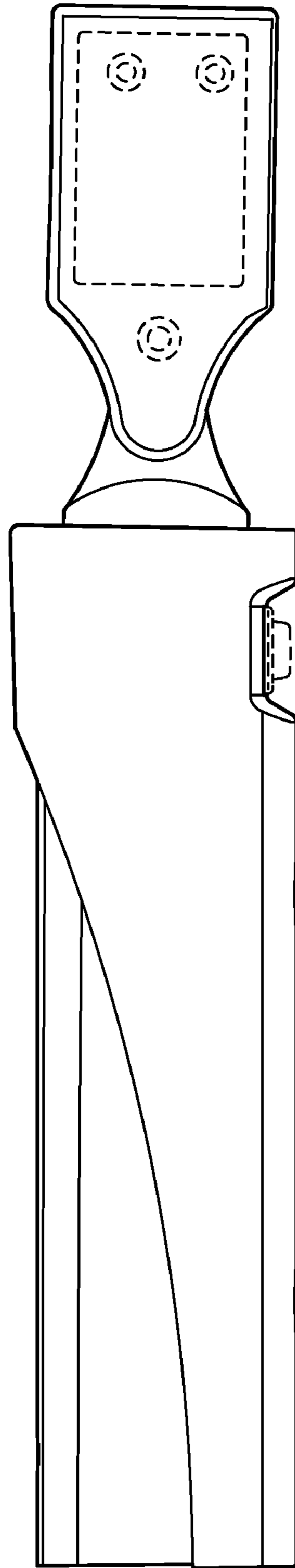


Fig. 4

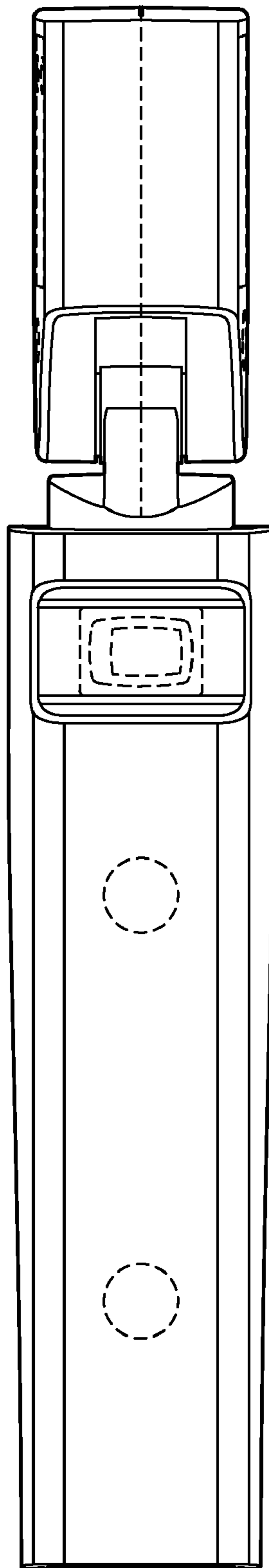


Fig. 5

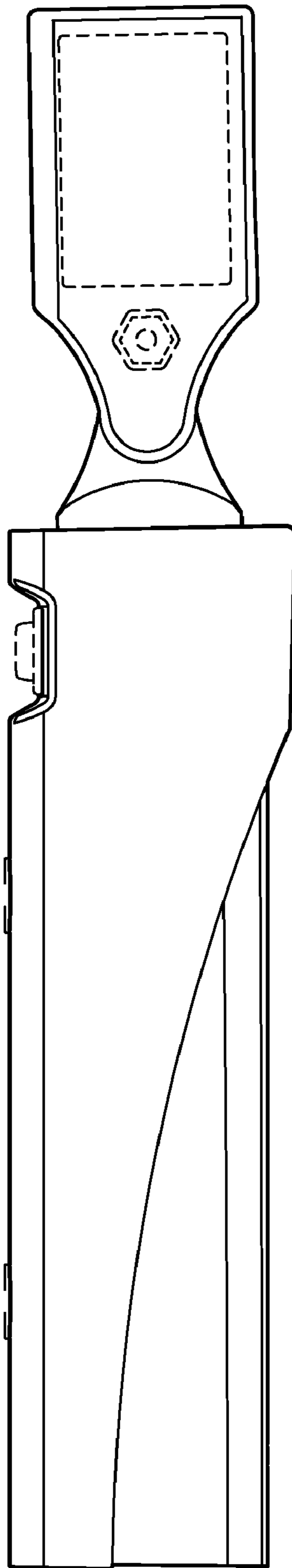


Fig. 6

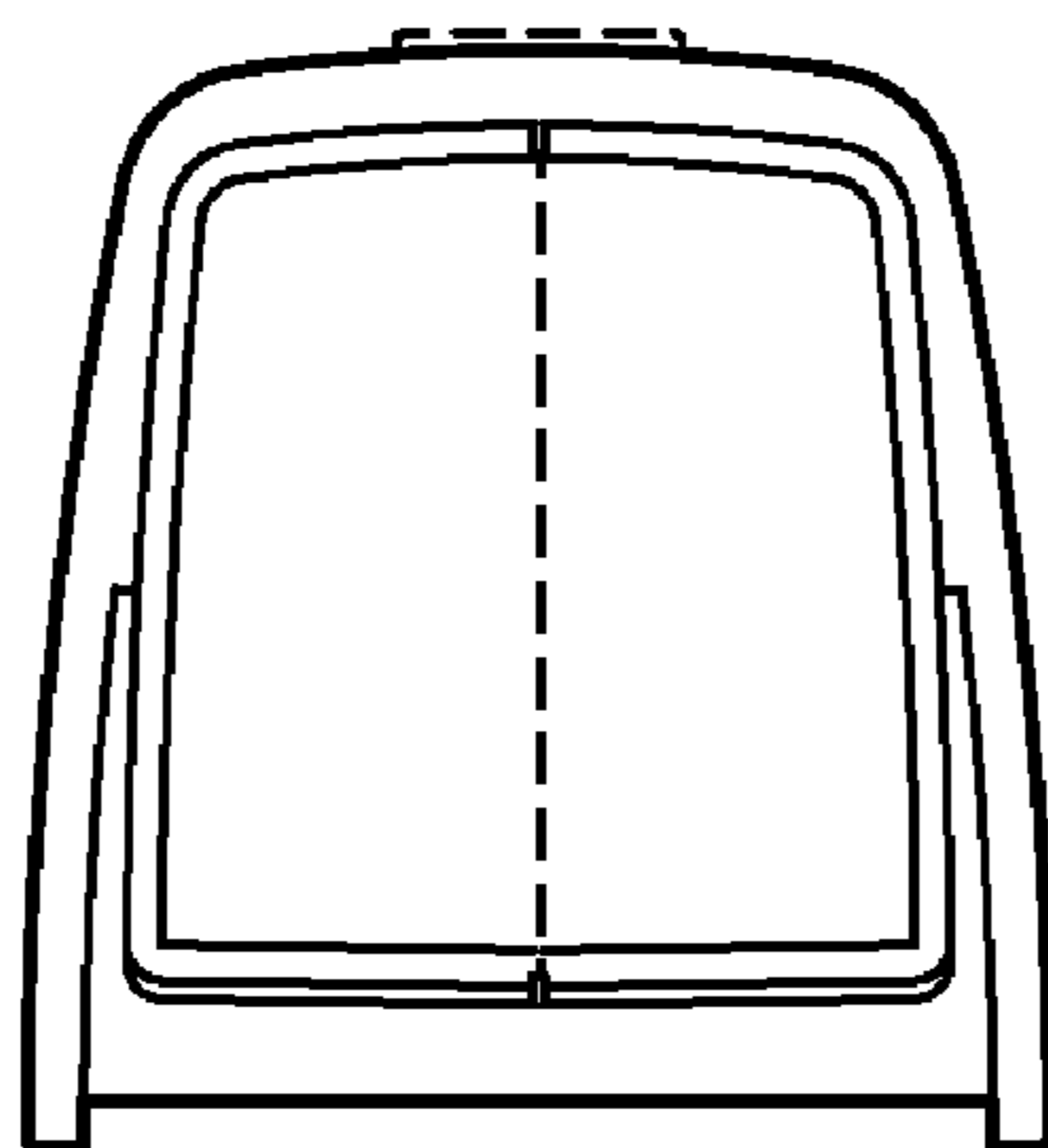


Fig. 7

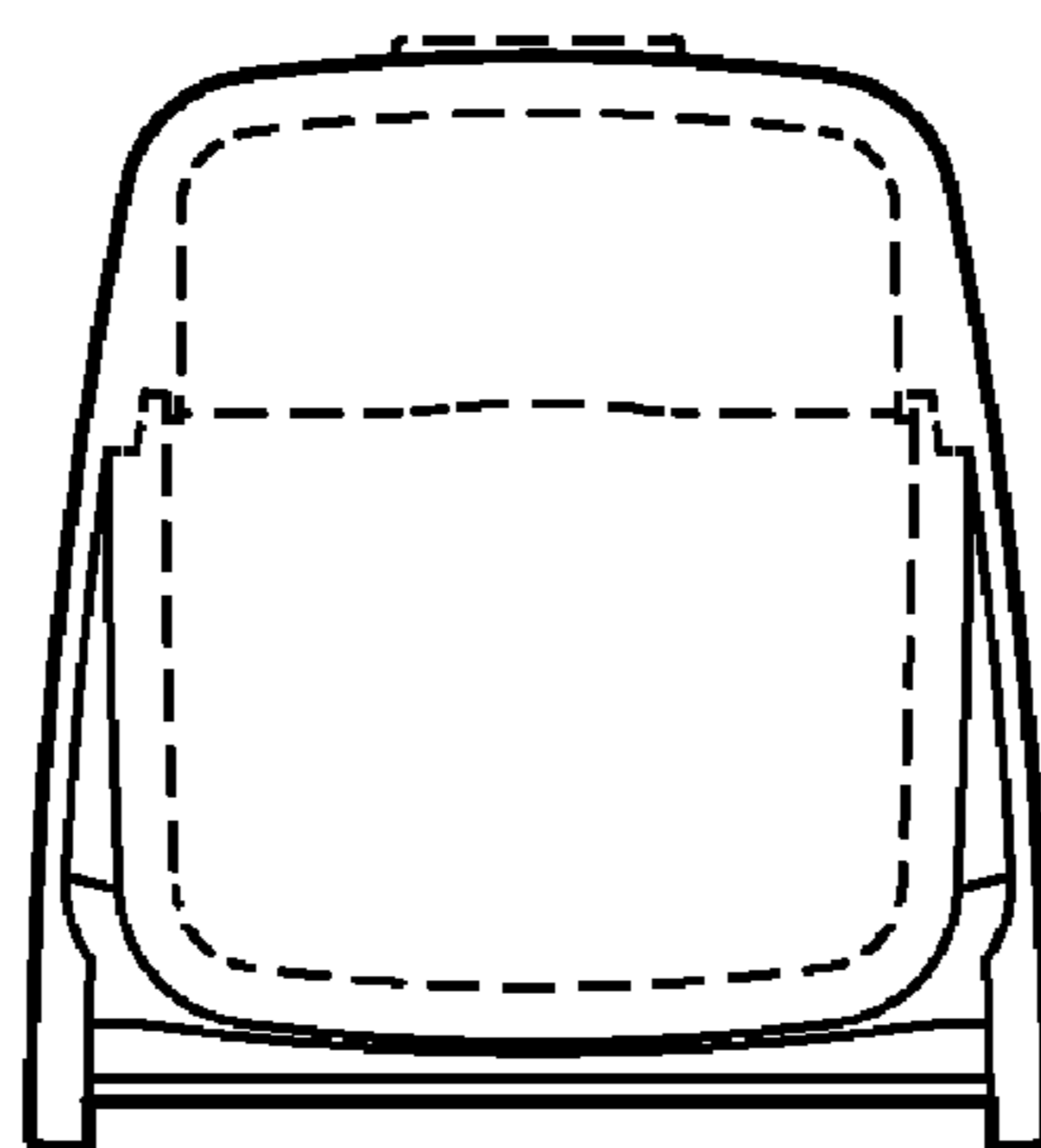


Fig. 8