



US00D555814S

(12) **United States Design Patent**  
**Yin**

(10) **Patent No.:** **US D555,814 S**

(45) **Date of Patent:** **\*\* Nov. 20, 2007**

(54) **FLOORBOARD**

D508,180 S \* 8/2005 Sneed ..... D6/582

(76) Inventor: **Roger Yin**, 58, Ma Yuan West St.,  
Taichung (TW)

\* cited by examiner

*Primary Examiner*—Catherine R. Oliver

(\*\*) Term: **14 Years**

(74) *Attorney, Agent, or Firm*—Alan Kamrath; Kamrath &  
Associates P.A.

(21) Appl. No.: **29/259,744**

(57) **CLAIM**

(22) Filed: **May 16, 2006**

The ornamental design for a floorboard, as shown and  
described.

(51) **LOC (8) Cl.** ..... **25-01**

**DESCRIPTION**

(52) **U.S. Cl.** ..... **D25/138**

(58) **Field of Classification Search** ..... D25/138,  
D25/69, 143, 157–162, 58–59; D6/582–583;  
52/311.1, 384, 387, 389, 415, 315; 15/215–217  
See application file for complete search history.

FIG. 1 is a perspective view of a floorboard showing my  
design;

FIG. 2 is a front elevational view thereof;

FIG. 3 is a rear elevational view thereof;

FIG. 4 is a left side elevational view thereof;

FIG. 5 is a right side elevational view thereof;

FIG. 6 is a top plan view thereof; and,

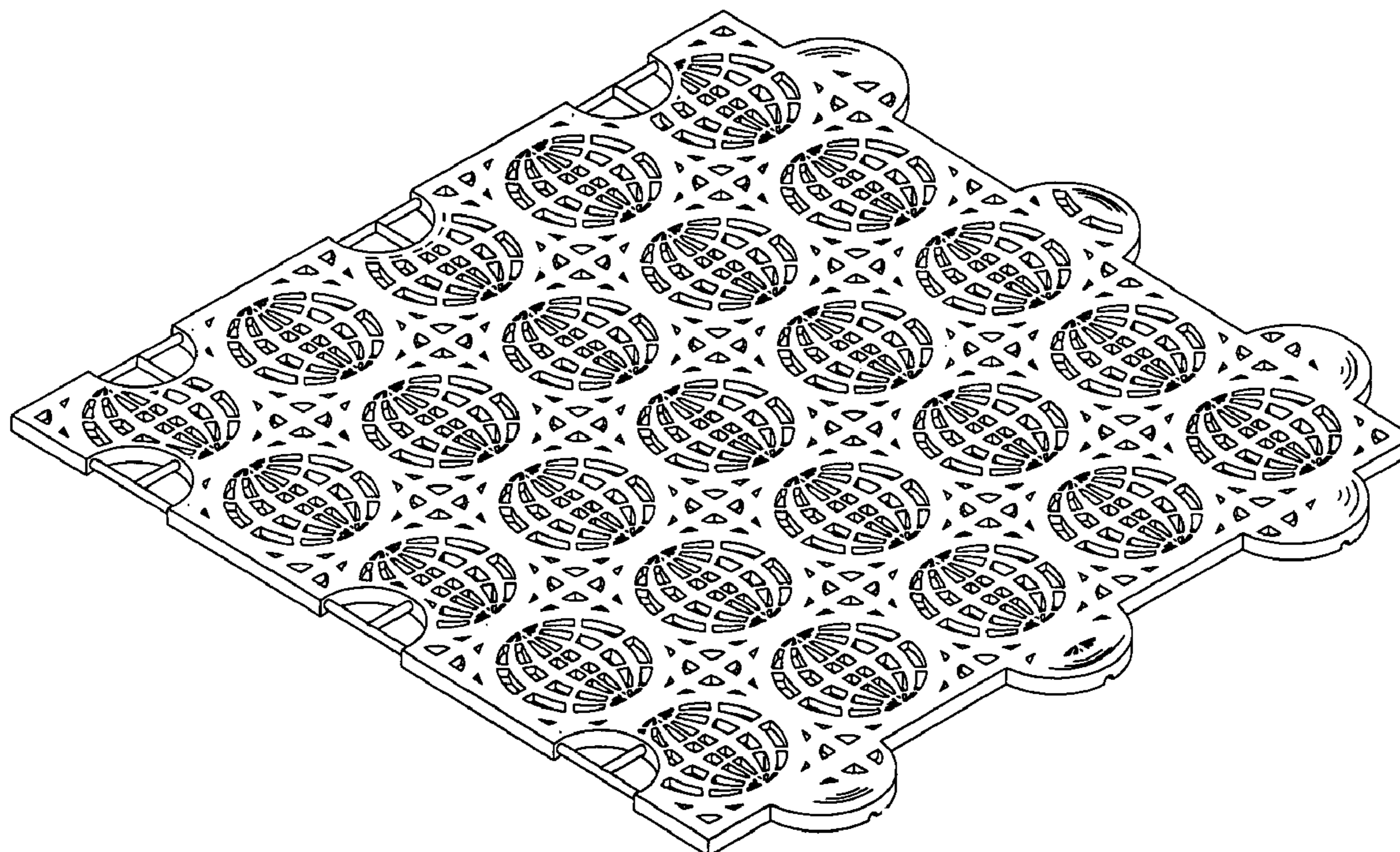
FIG. 7 is a bottom plan view thereof.

(56) **References Cited**

**U.S. PATENT DOCUMENTS**

D382,354 S *	8/1997	Engberg	.....	D25/157
D470,602 S *	2/2003	Pate	.....	D25/138
D476,425 S *	6/2003	Shanahan	.....	D25/59
D477,743 S *	7/2003	de Pauw	.....	D6/582

**1 Claim, 7 Drawing Sheets**






FIG.1

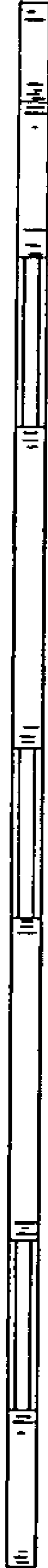


FIG. 2



FIG. 3



FIG.4



FIG. 5

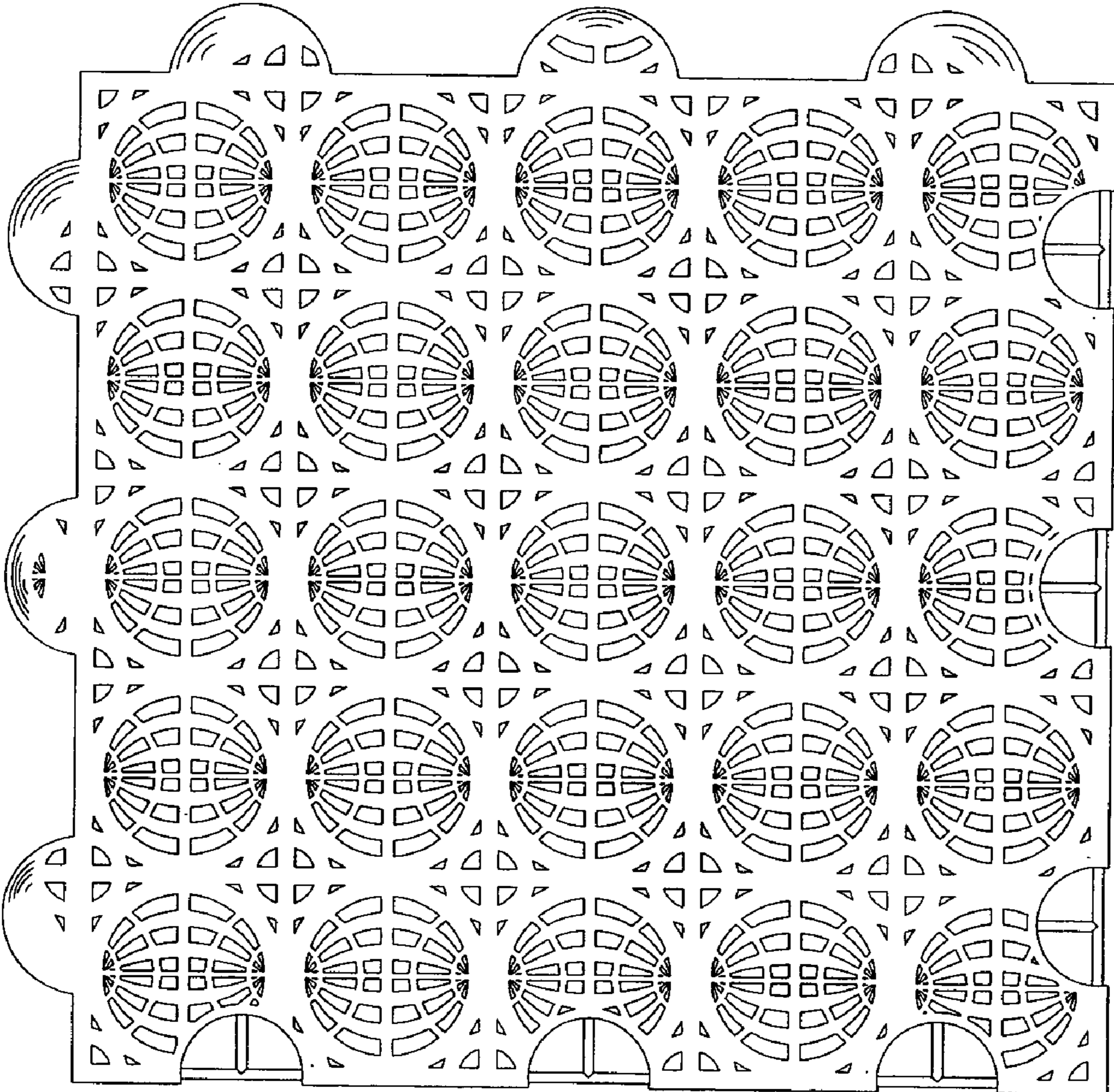


FIG.6

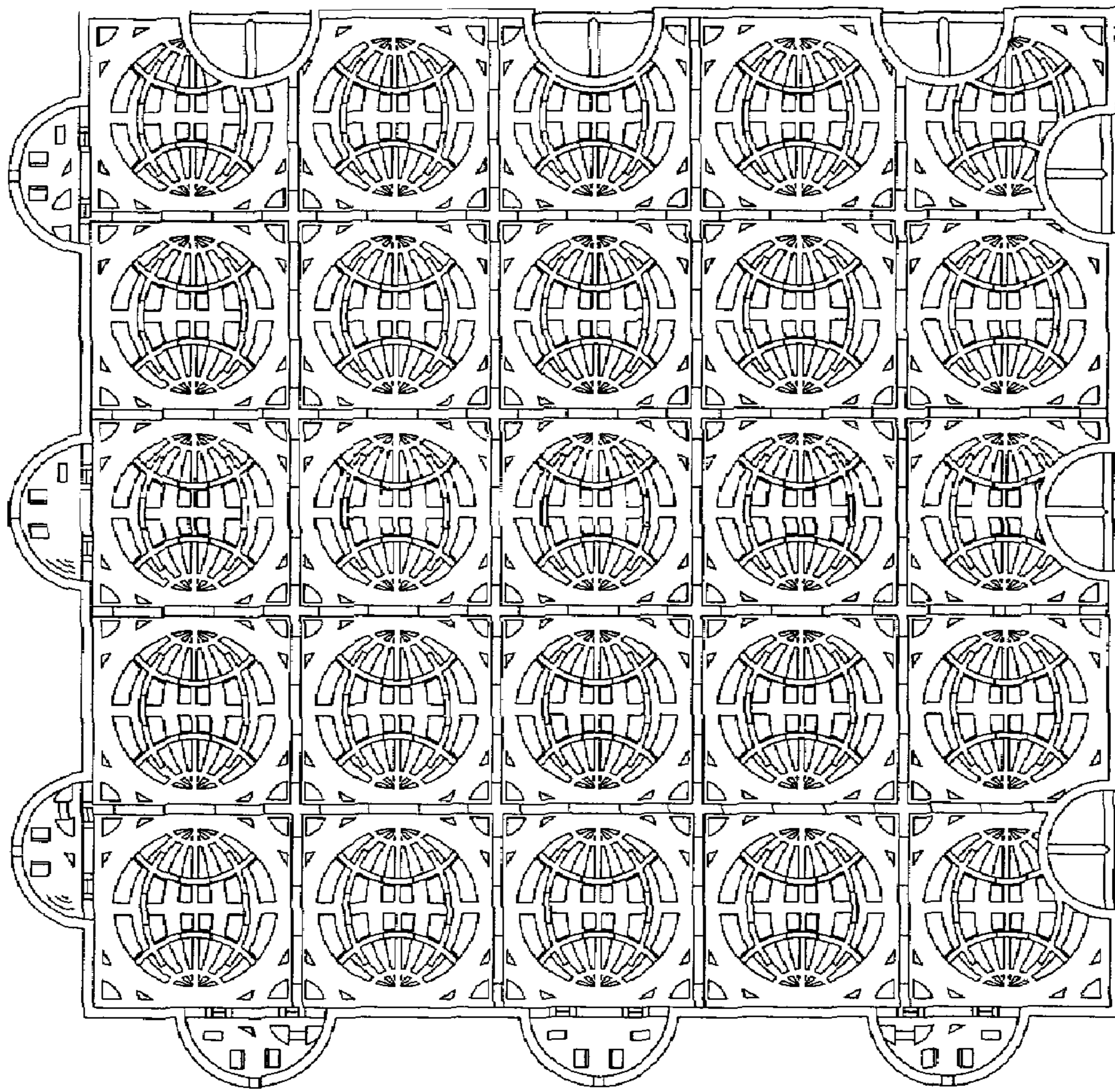


FIG. 7