



US00D555799S

(12) **United States Design Patent**  
**Nan**

(10) **Patent No.:** **US D555,799 S**

(45) **Date of Patent:** **\*\* Nov. 20, 2007**

(54) **SHIELD FOR A VIBRATOR DEVICE**

D515,705 S \* 2/2006 Nan ..... D24/215  
D520,642 S \* 5/2006 Nan ..... D24/215

(75) Inventor: **Simon Siu Man Nan**, Richmond Hill  
(CA)

\* cited by examiner

(73) Assignee: **Nanma Manufacturing Co., Ltd.**, Chai  
Wan (HK)

*Primary Examiner*—Ian Simmons  
*Assistant Examiner*—Melanie Levy  
(74) *Attorney, Agent, or Firm*—Peter S. Gilster; Greenfelder,  
Hemker & Gale, P.C.

(\*\*) Term: **14 Years**

(21) Appl. No.: **29/268,376**

(57) **CLAIM**

(22) Filed: **Nov. 6, 2006**

The ornamental design for a shield for a vibrator device, as shown and described.

(51) **LOC (8) Cl.** ..... **28-03**

(52) **U.S. Cl.** ..... **D24/215; D24/105**

(58) **Field of Classification Search** ..... D24/200,  
D24/211, 214, 215, 105; D21/655; 600/38;  
310/81, 50; 601/84, 72, 94, 70, 69, 79, 125,  
601/122, 128; 128/842, 844, 918  
See application file for complete search history.

**DESCRIPTION**

FIG. 1 is a top view of a shield for a vibrator device, showing my new design.

FIG. 2 is an opposing bottom view thereof, rotated 180 degrees from that shown in FIG. 1.

FIG. 3 is a side view of the new shield for a vibrator device.

FIG. 4 is an opposing side view thereof rotated 180 degrees from that shown in FIG. 3.

FIG. 5 is a front view of the shield for a vibrator device shown in FIG. 1; and,

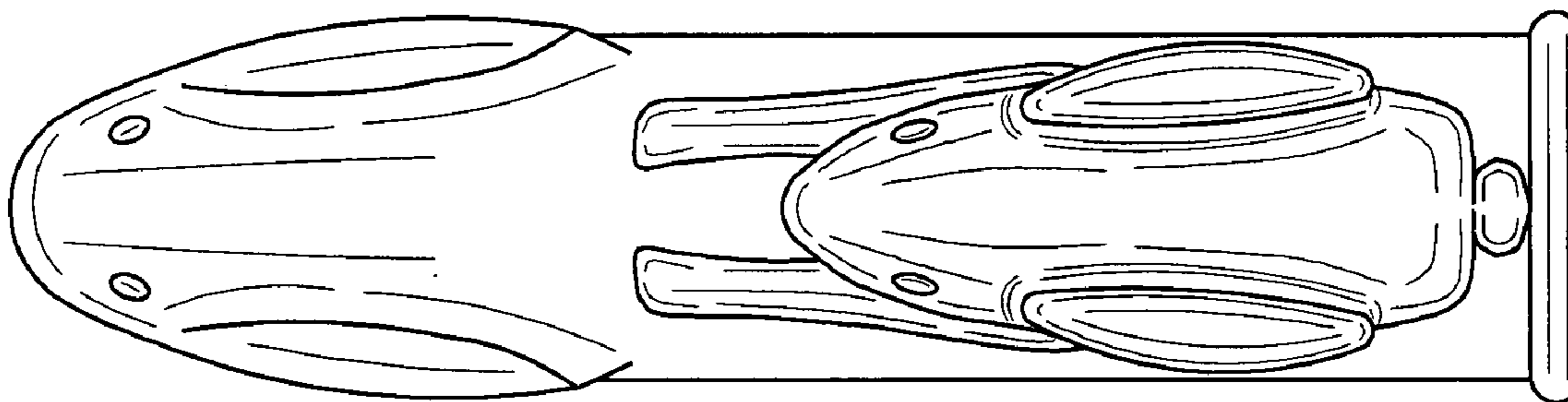
FIG. 6 is a back view thereof, rotated 180 degrees from that shown in FIG. 5.

(56) **References Cited**

U.S. PATENT DOCUMENTS

6,145,506	A	*	11/2000	Goll	.....	128/844
D448,471	S	*	9/2001	Johannsson	.....	D24/105
D484,987	S	*	1/2004	Nan	.....	D24/215
D515,219	S	*	2/2006	Nan	.....	D24/215
D515,702	S	*	2/2006	Nan	.....	D24/215
D515,703	S	*	2/2006	Nan	.....	D24/215
D515,704	S	*	2/2006	Nan	.....	D24/215

**1 Claim, 2 Drawing Sheets**



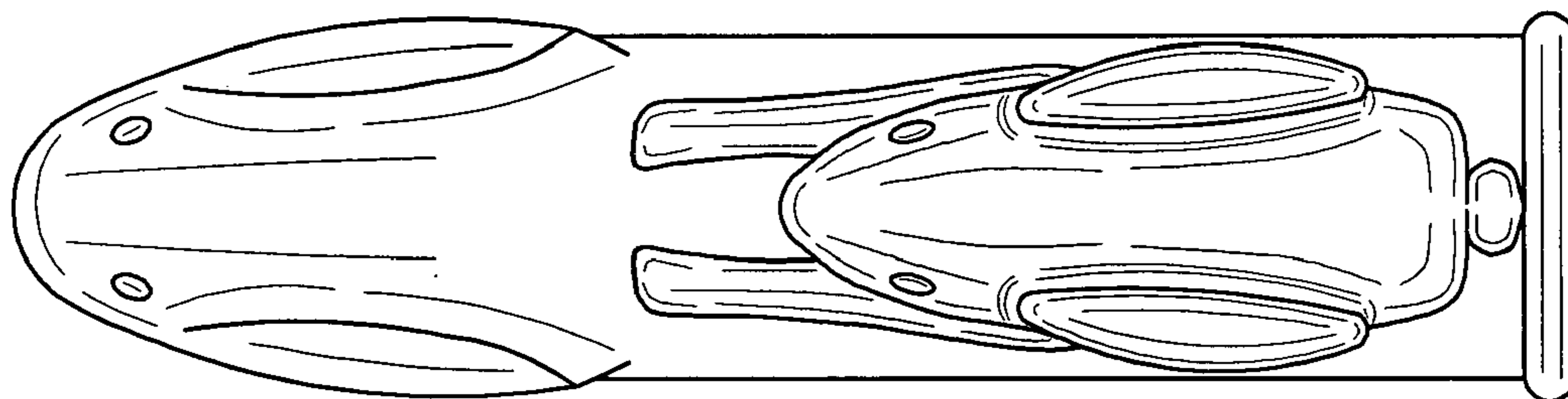


FIG. 1




FIG. 2

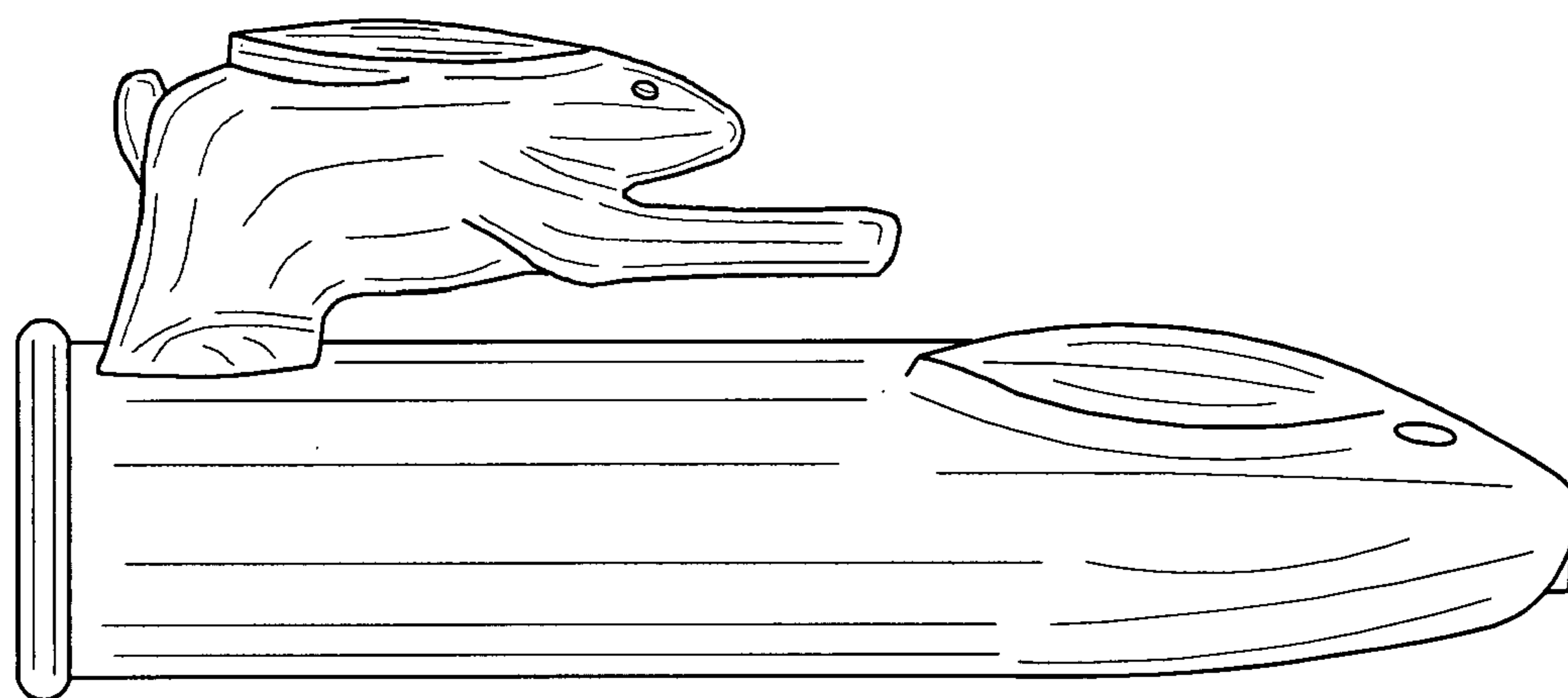


FIG. 3




FIG. 4

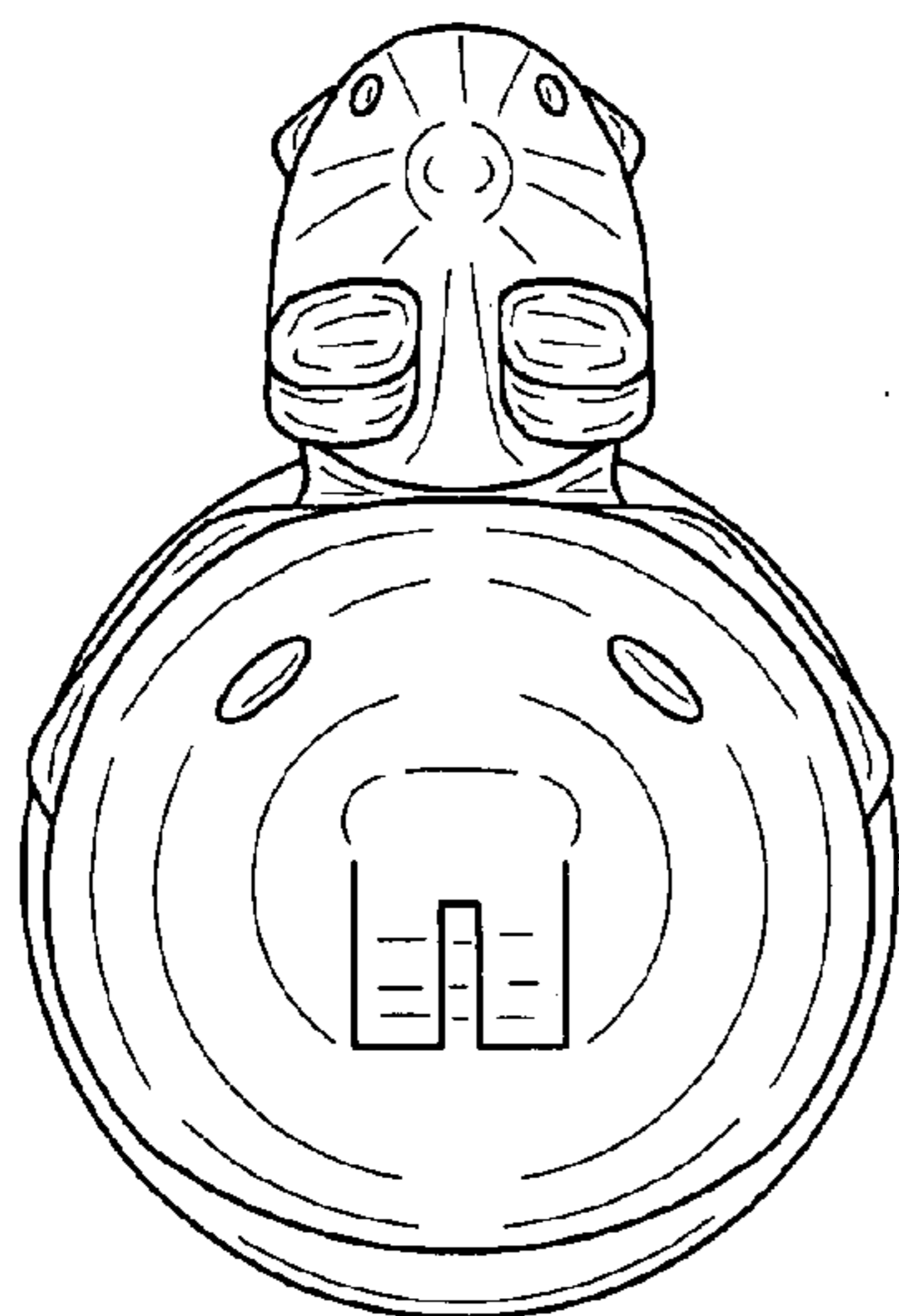


FIG. 5

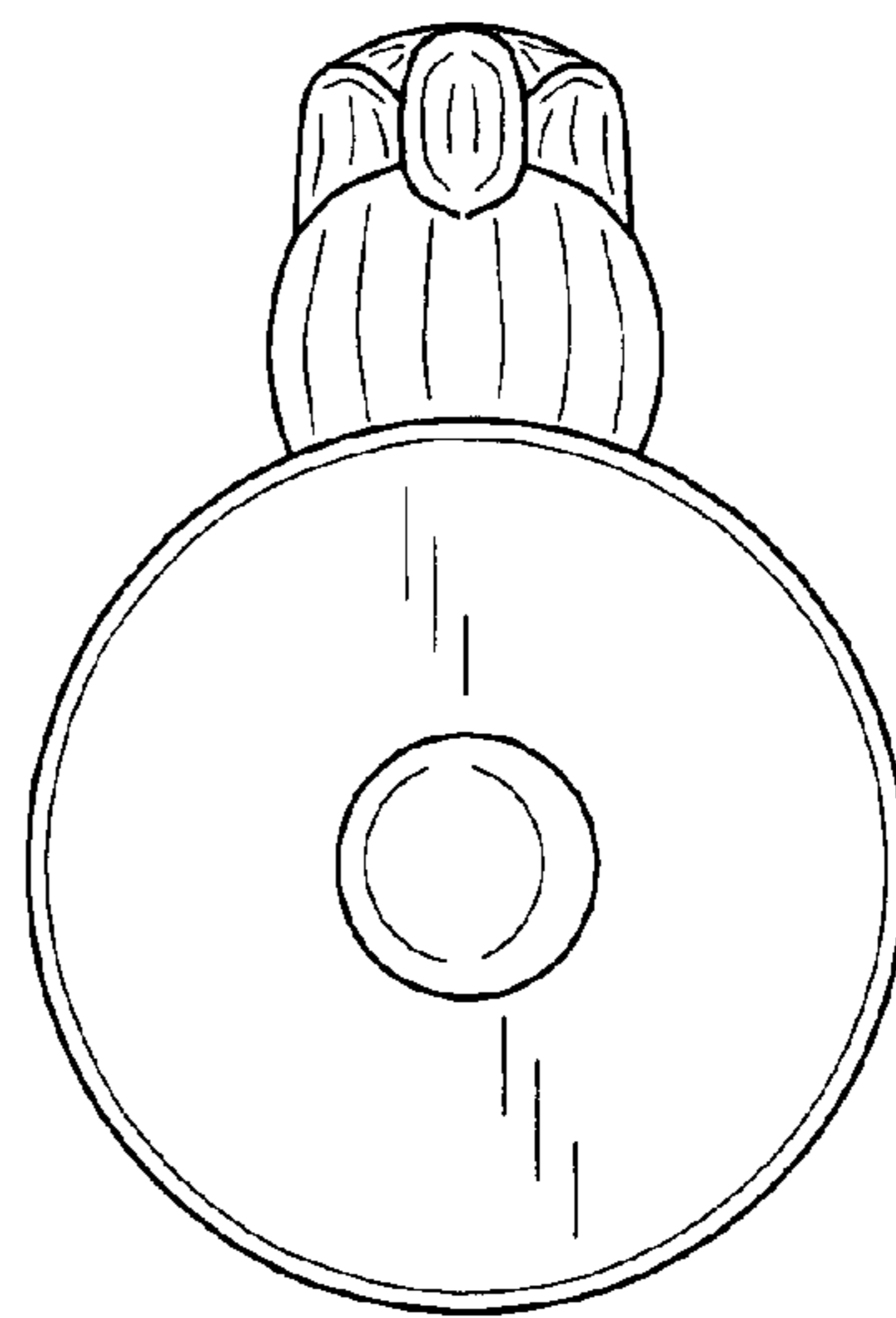


FIG. 6