



US00D555798S

(12) **United States Design Patent**
Nan

(10) **Patent No.:** **US D555,798 S**

(45) **Date of Patent:** **** Nov. 20, 2007**

(54) **SHIELD FOR A VIBRATOR DEVICE**

D515,705 S * 2/2006 Nan D24/215
D520,642 S * 5/2006 Nan D24/215

(75) Inventor: **Simon Siu Man Nan**, Richmond Hill
(CA)

* cited by examiner

(73) Assignee: **Nanma Manufacturing Co., Ltd.**, Chai
Wan (HK)

Primary Examiner—Ian Simmons
Assistant Examiner—Melanie Levy

(**) Term: **14 Years**

(74) *Attorney, Agent, or Firm*—Peter S. Gilster;
Greensfelder, Hemker & Gale, P.C.

(21) Appl. No.: **29/268,375**

(57) **CLAIM**

(22) Filed: **Nov. 6, 2006**

The ornamental design for a shield for a vibrator device, as shown and described.

(51) **LOC (8) Cl.** **28-03**

(52) **U.S. Cl.** **D24/215; D24/105**

(58) **Field of Classification Search** D24/200,
D24/211, 214, 215, 105; D21/655; 310/81,
310/50; 600/38; 601/84, 72, 94, 70, 69,
601/79, 125, 122, 128; 128/842, 844, 918
See application file for complete search history.

DESCRIPTION

FIG. 1 is a top view of a shield for a vibrator device, showing my new design.

FIG. 2 is an opposing bottom view thereof, rotated 180 degrees from that shown in FIG. 1.

FIG. 3 is a side view of the new shield for a vibrator device.

FIG. 4 is an opposing side view thereof rotated 180 degrees from that shown in FIG. 3.

FIG. 5 is a front view of the shield for a vibrator device shown in FIG. 1; and,

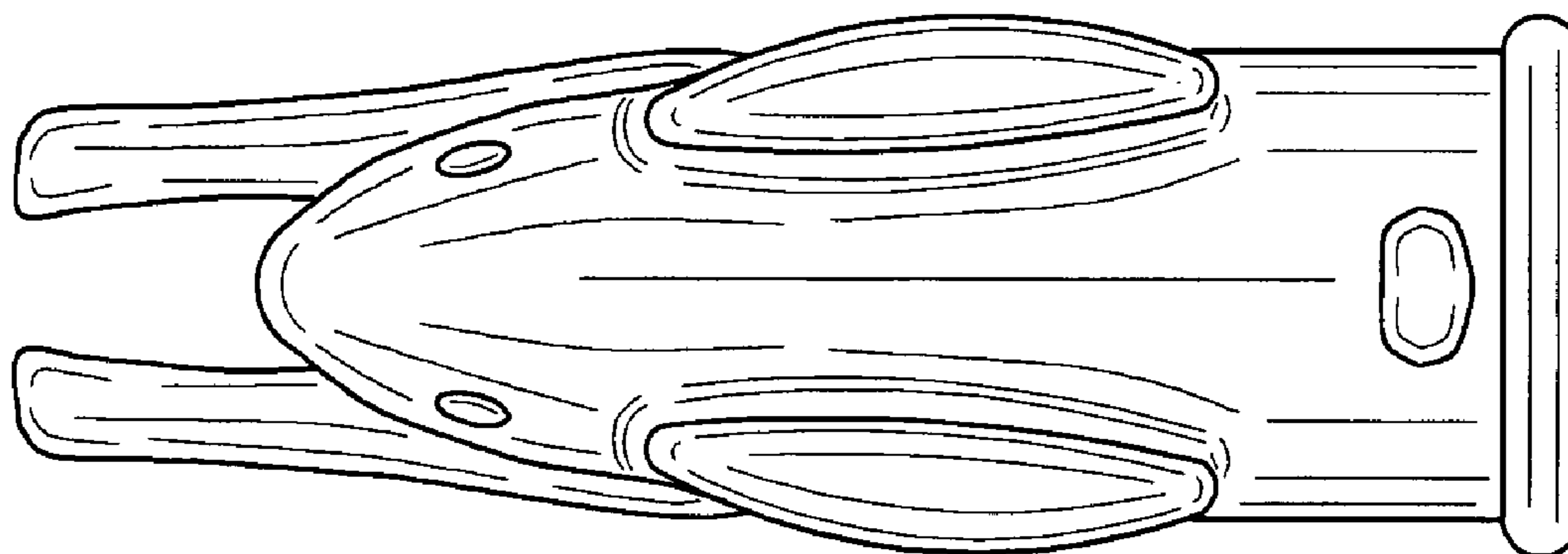
FIG. 6 is a back view thereof, rotated 180 degrees from that shown in FIG. 5.

(56) **References Cited**

U.S. PATENT DOCUMENTS

6,145,506	A	*	11/2000	Goll	128/844
D448,471	S	*	9/2001	Johannsson	D24/105
D484,987	S	*	1/2004	Nan	D24/215
D515,219	S	*	2/2006	Nan	D24/215
D515,702	S	*	2/2006	Nan	D24/215
D515,703	S	*	2/2006	Nan	D24/215
D515,704	S	*	2/2006	Nan	D24/215

1 Claim, 2 Drawing Sheets



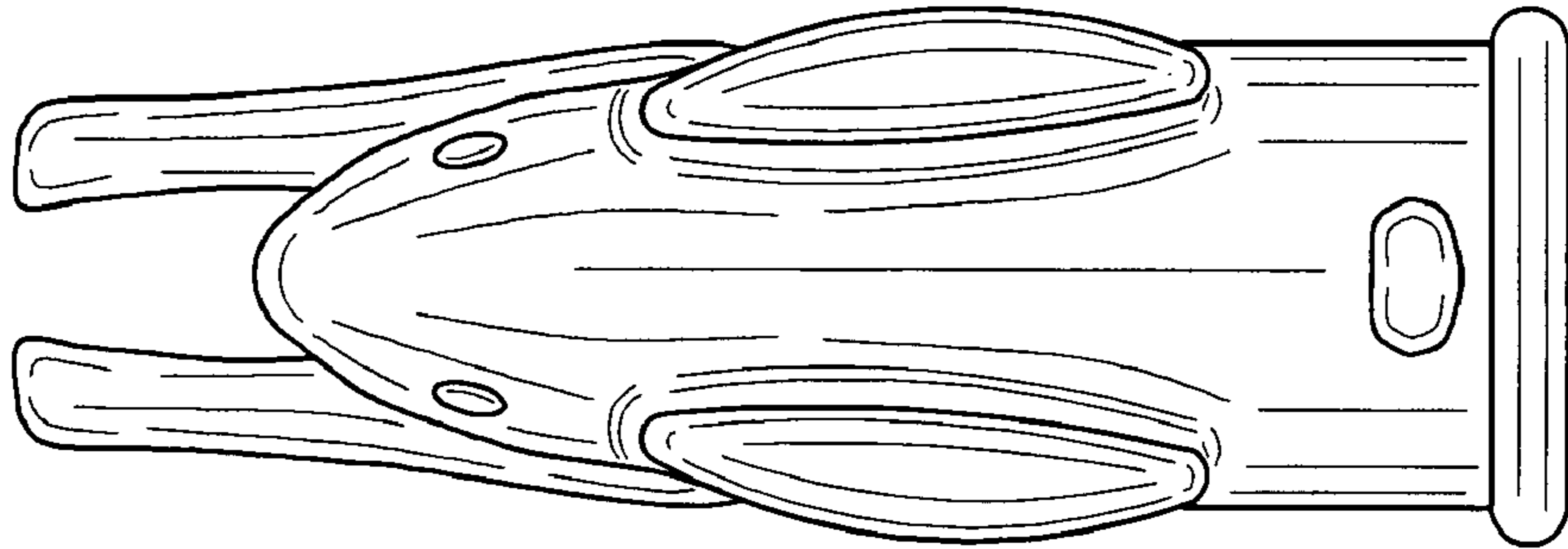


FIG. 1

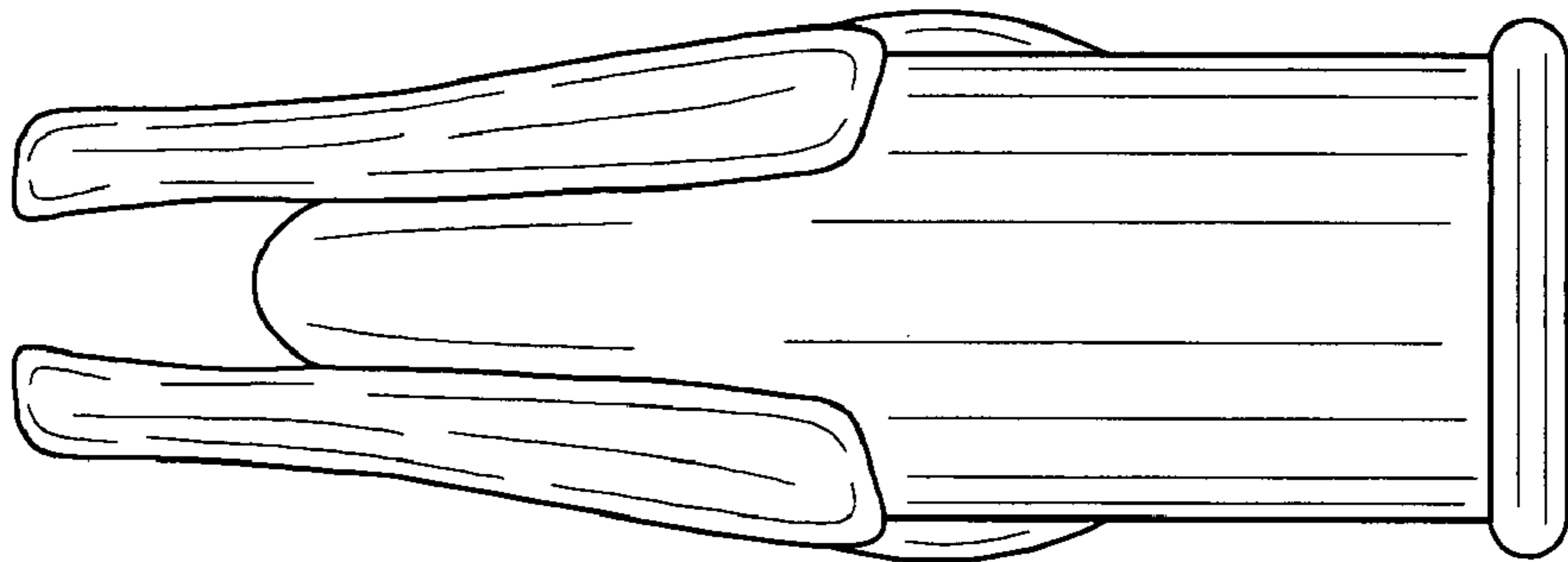


FIG. 2

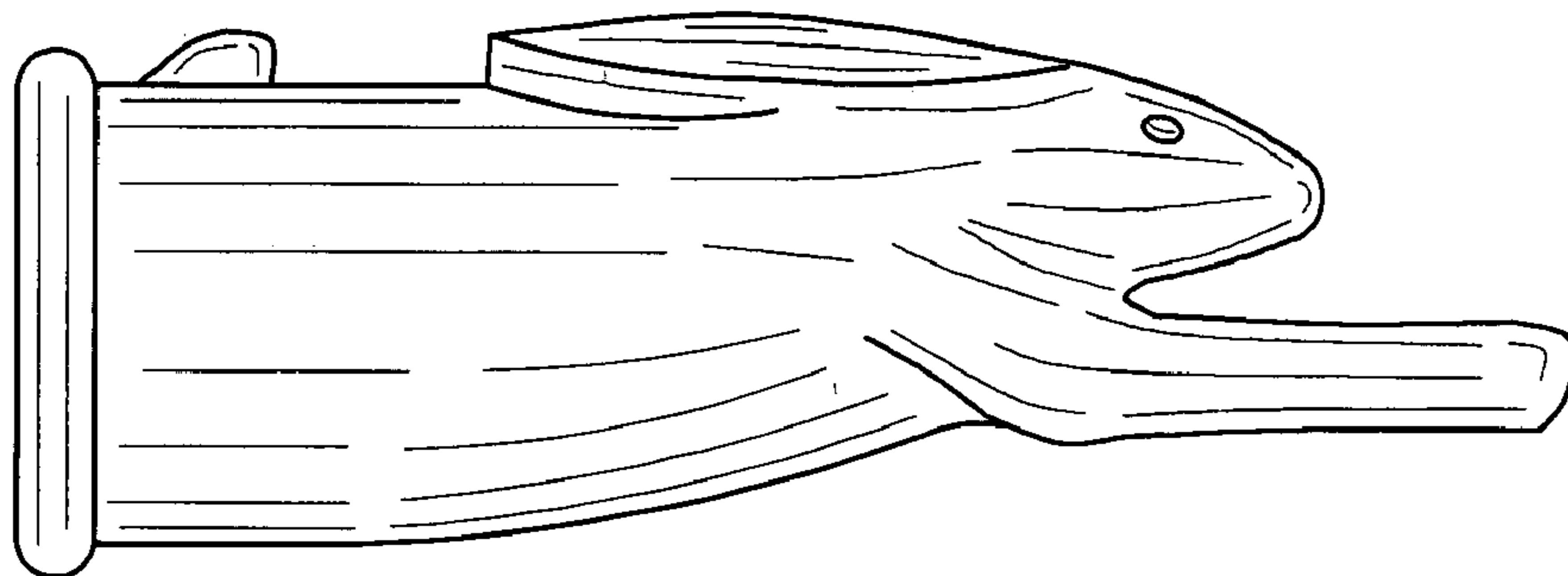


FIG. 3

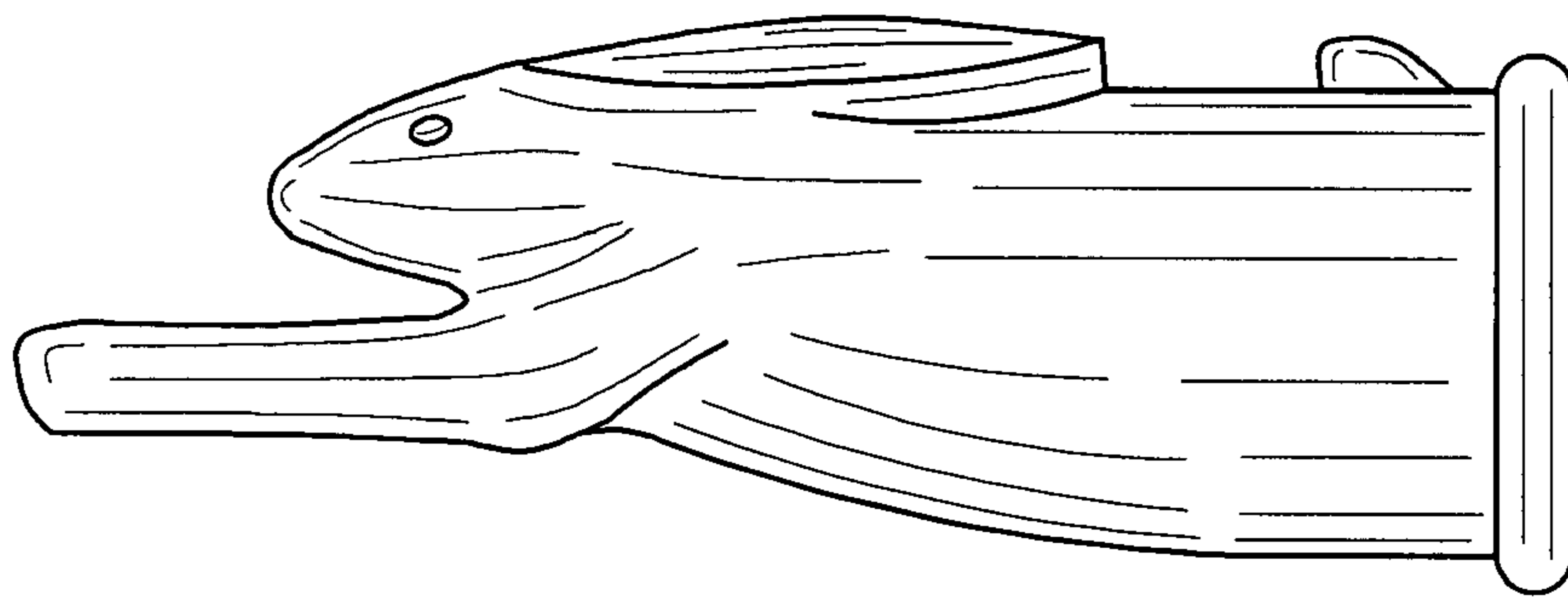


FIG. 4




FIG. 5

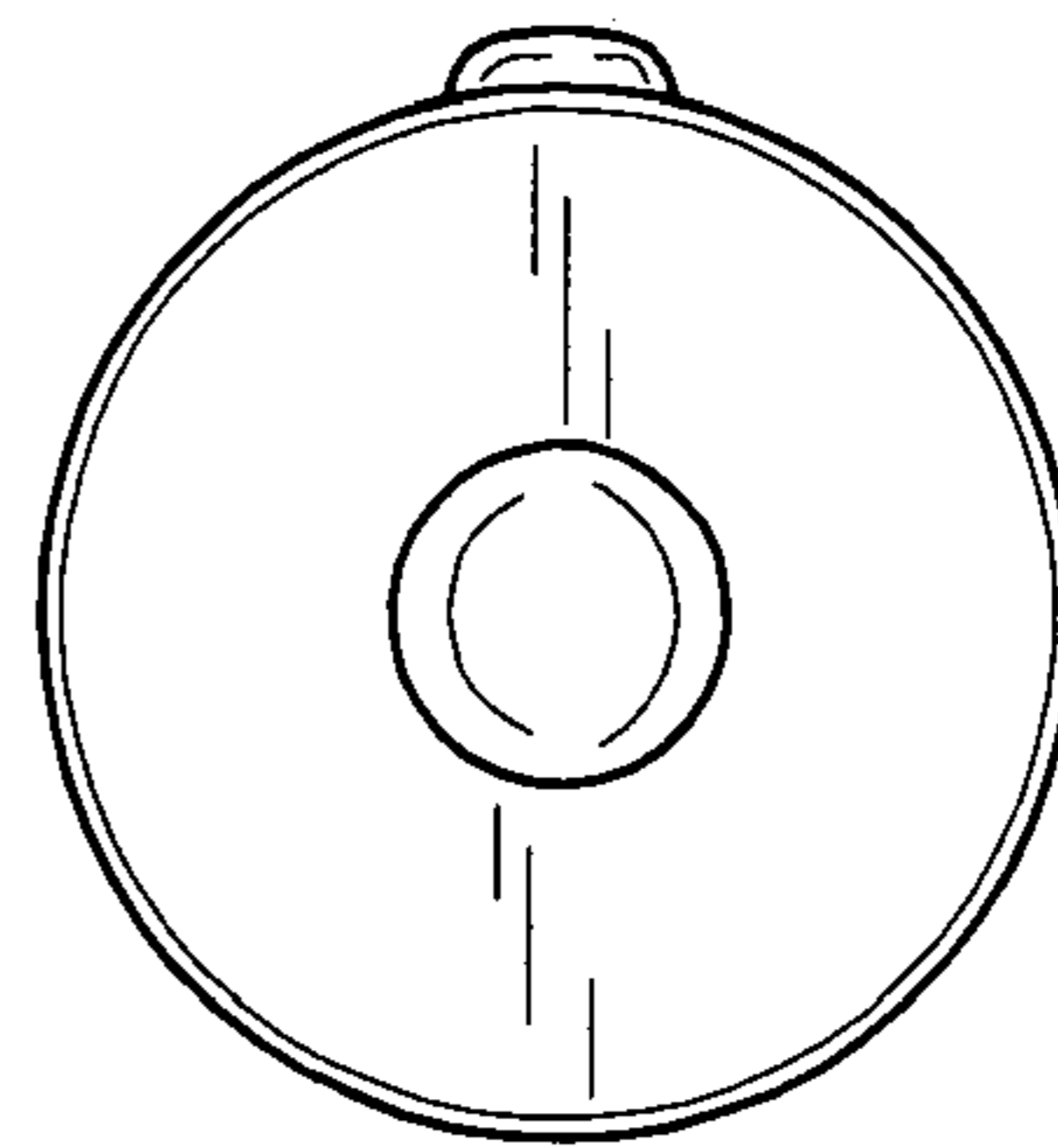


FIG. 6