



US00D555796S

(12) **United States Design Patent**  
**Kawaguchi**

(10) **Patent No.:** **US D555,796 S**

(45) **Date of Patent:** **\*\* Nov. 20, 2007**

(54) **PERSONAL STIMULATION DEVICE**

D353,463 S \* 12/1994 Chuen ..... D24/215  
D510,628 S \* 10/2005 Talbot et al. .... D24/215

(76) Inventor: **Hideki Mike Kawaguchi**, 12519 Cerise Ave., Hawthorne, CA (US) 90250

\* cited by examiner

(\*\*) Term: **14 Years**

*Primary Examiner*—Ian Simmons  
*Assistant Examiner*—Melanie Levy

(21) Appl. No.: **29/249,344**

(74) *Attorney, Agent, or Firm*—Marcia A. Devon

(22) Filed: **Oct. 3, 2006**

(57) **CLAIM**

(51) **LOC (8) Cl.** ..... **28-03**

The ornamental design for a personal stimulation device, as shown and described.

(52) **U.S. Cl.** ..... **D24/214**

(58) **Field of Classification Search** ..... D24/200,  
D24/211, 214, 215; 601/46, 48, 101, 87,  
601/84, 80, 70, 67; 600/38, 39  
See application file for complete search history.

**DESCRIPTION**

(56) **References Cited**

FIG. 1 is an exploded view of a personal stimulation device showing my new design;

FIG. 2 is a top plan view thereof;

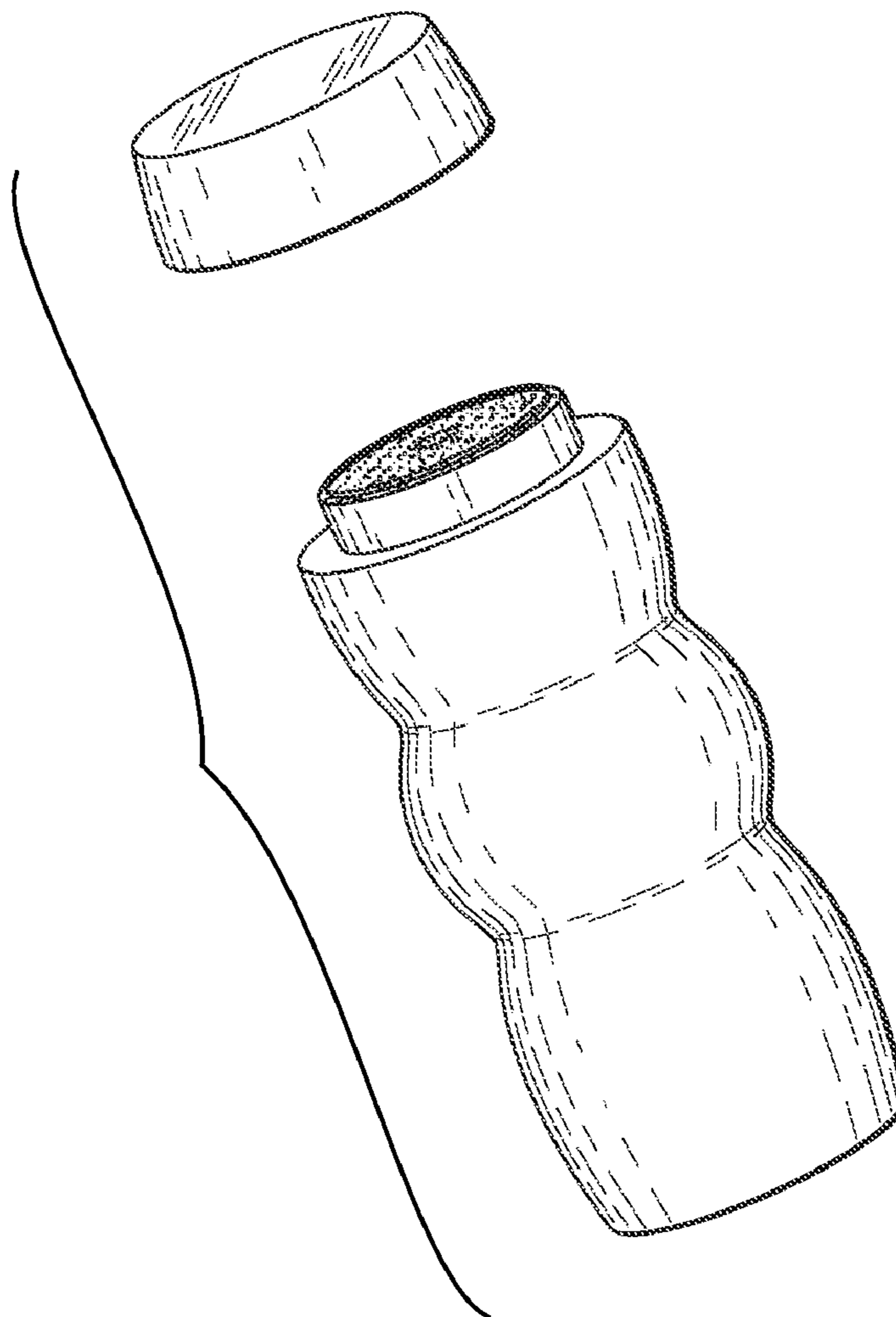
FIG. 3 is a front elevational view thereof; and,

FIG. 4 is a top plan view thereof with the top removed.

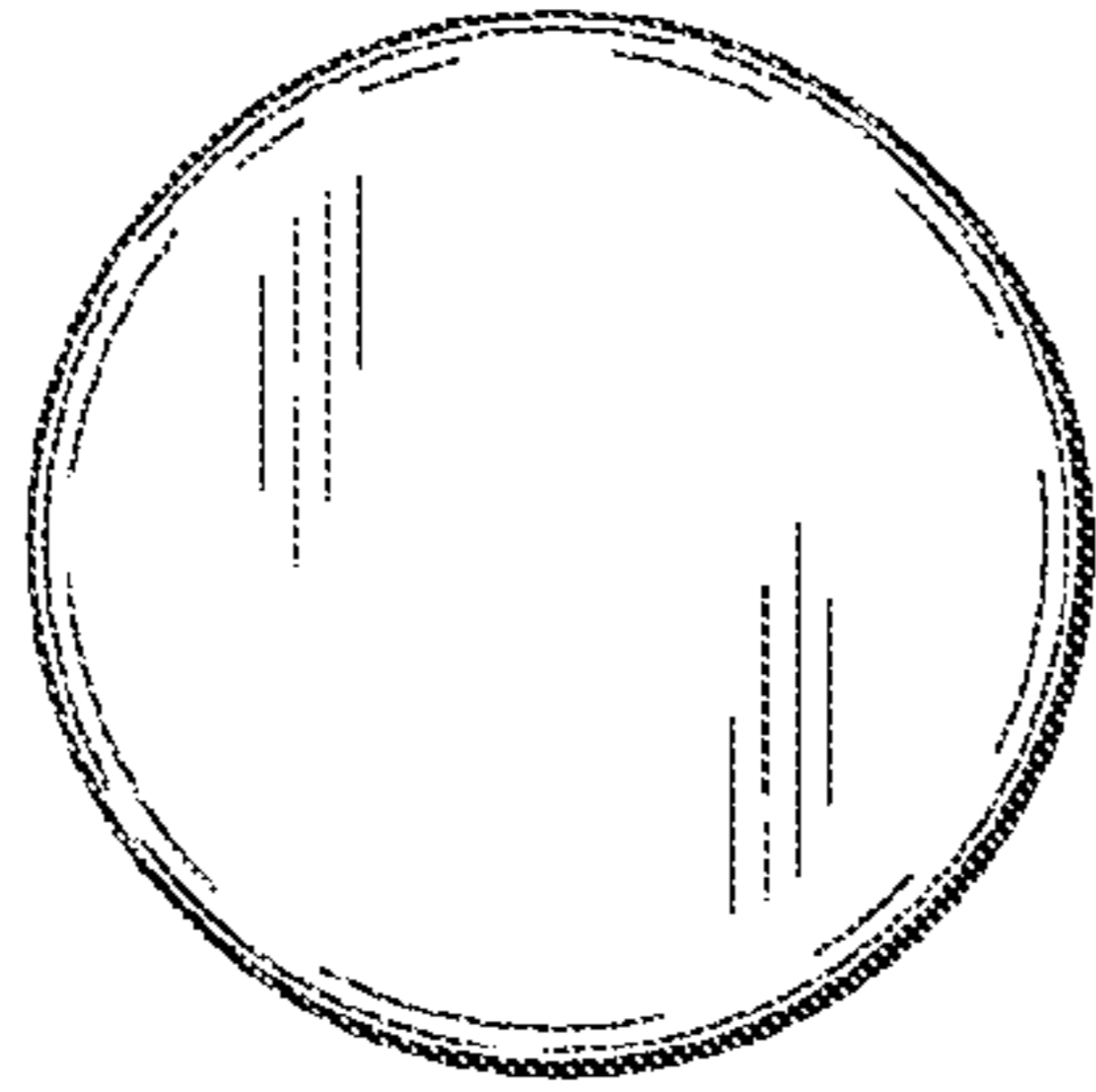
**U.S. PATENT DOCUMENTS**

D207,686 S \* 5/1967 Moss ..... D24/214  
D272,649 S \* 2/1984 Bloch ..... D24/211  
D320,453 S \* 10/1991 Von Winckler ..... D24/215

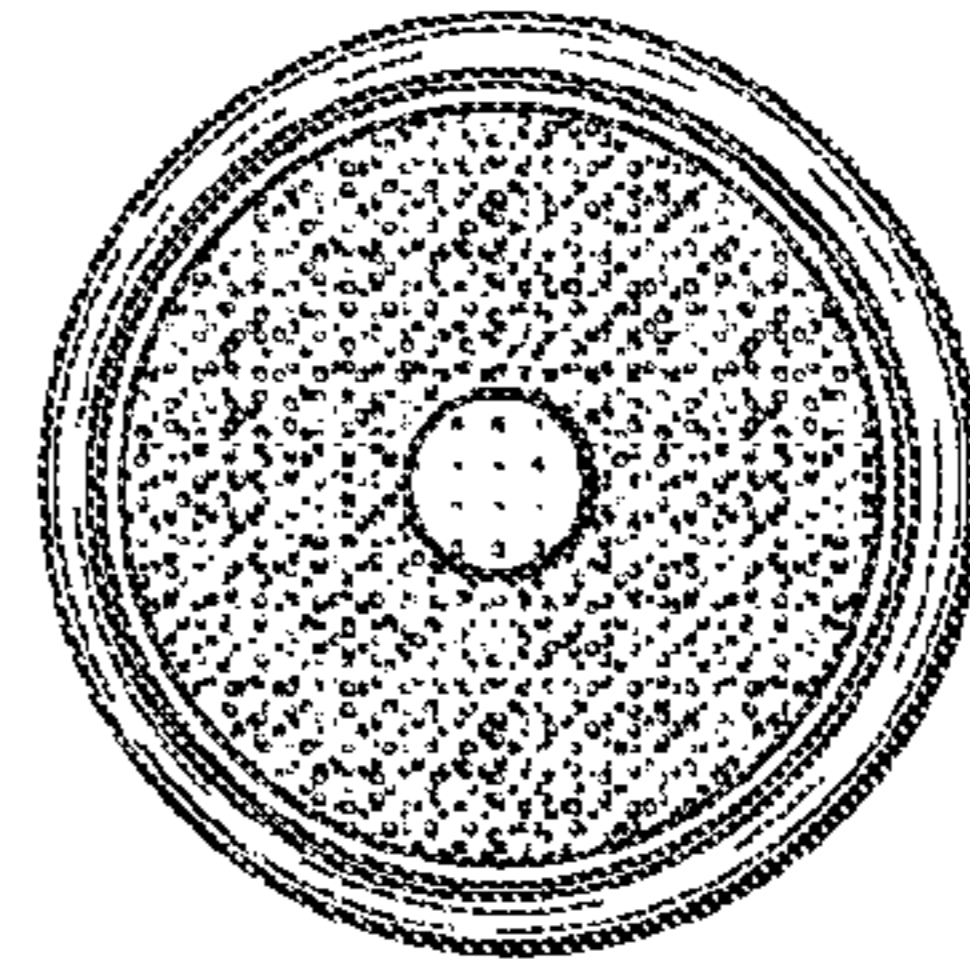
**1 Claim, 1 Drawing Sheet**



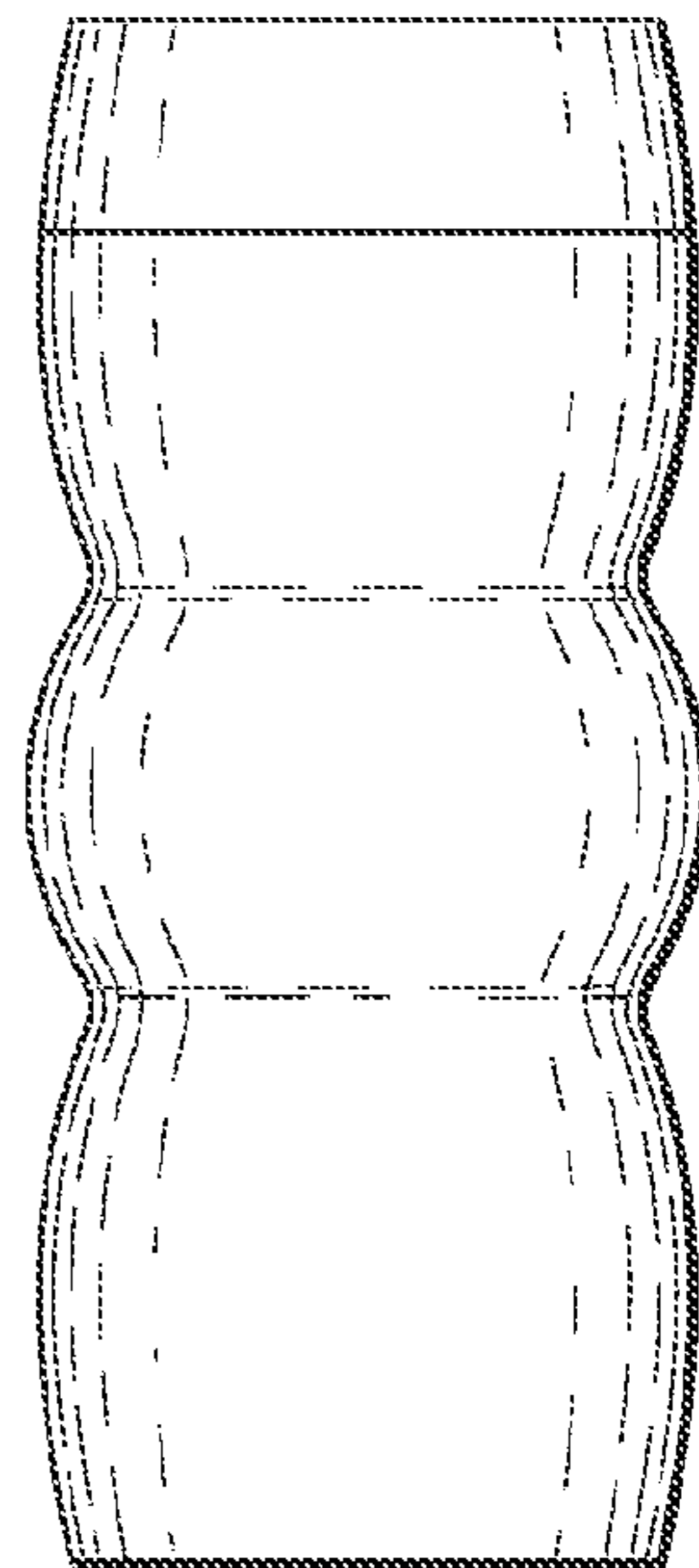
*Fig. 2*



*Fig. 4*



*Fig. 3*



*Fig. 1*

