



US00D555777S

(12) **United States Design Patent** (10) **Patent No.:** **US D555,777 S**
Aveldson et al. (45) **Date of Patent:** **** Nov. 20, 2007**

(54) **FILTER CARTRIDGE INLET GRILL PATTERN**

(75) Inventors: **Jason L. Aveldson**, Prior Lake, MN (US); **Thomas W. Holmquist-Brown**, St. Paul, MN (US); **Jeffrey A. Eyberg**, Oakdale, MN (US)

(73) Assignee: **3M Innovative Properties Company**, St. Paul, MN (US)

(**) Term: **14 Years**

(21) Appl. No.: **29/248,670**

(22) Filed: **Aug. 28, 2006**

(51) **LOC (8) Cl.** **23-04**

(52) **U.S. Cl.** **D23/365**

(58) **Field of Classification Search** D23/365, D23/363, 358, 285, 354, 341, 393, 386-388, D23/381, 382, 390, 412, 261, 260, 253; D29/105-108, D29/111; 55/502, 506, 508, 501, DIG. 33, 55/DIG. 35; D25/106, 114, 117, 152; D12/204-213, D12/604, 607; D24/110.1, 110.2, 110.3
See application file for complete search history.

(56) **References Cited**

U.S. PATENT DOCUMENTS

D313,468 S	1/1991	Chaney	
D408,907 S *	4/1999	Moreno	D23/412
D413,664 S *	9/1999	Keller et al.	D23/381
D416,321 S *	11/1999	Jane et al.	D23/382
D427,674 S *	7/2000	Moreno	D23/412
D447,552 S *	9/2001	Lee et al.	D23/382
D451,190 S	11/2001	Chen et al.	
D451,594 S *	12/2001	Chen et al.	D23/412
D451,595 S	12/2001	Chen et al.	

D456,505 S	4/2002	Wolf et al.	
D457,618 S *	5/2002	Lee et al.	D23/382
D460,169 S *	7/2002	Anderson et al.	D23/365
D466,604 S	12/2002	Harris et al.	
D473,299 S	4/2003	Fecteau et al.	
D474,836 S *	5/2003	Chang	D23/365
6,575,165 B1	6/2003	Cook et al.	
D476,725 S *	7/2003	Dushek et al.	D23/365
D477,659 S *	7/2003	Gieseke et al.	D23/365
D485,224 S *	1/2004	Yun	D12/209
D506,551 S	6/2005	Booth et al.	
D513,437 S	1/2006	Wilhelm	
D531,952 S *	11/2006	Sands	D12/211
2002/0069762 A1	6/2002	Estkowski	

* cited by examiner

Primary Examiner—Louis Zarfaz

Assistant Examiner—David G. Muller

(74) *Attorney, Agent, or Firm*—Karl G. Hanson

(57) **CLAIM**

The ornamental design for a filter cartridge inlet grill pattern, as shown and described.

DESCRIPTION

FIG. 1 is a perspective view of the filter cartridge inlet grill pattern;

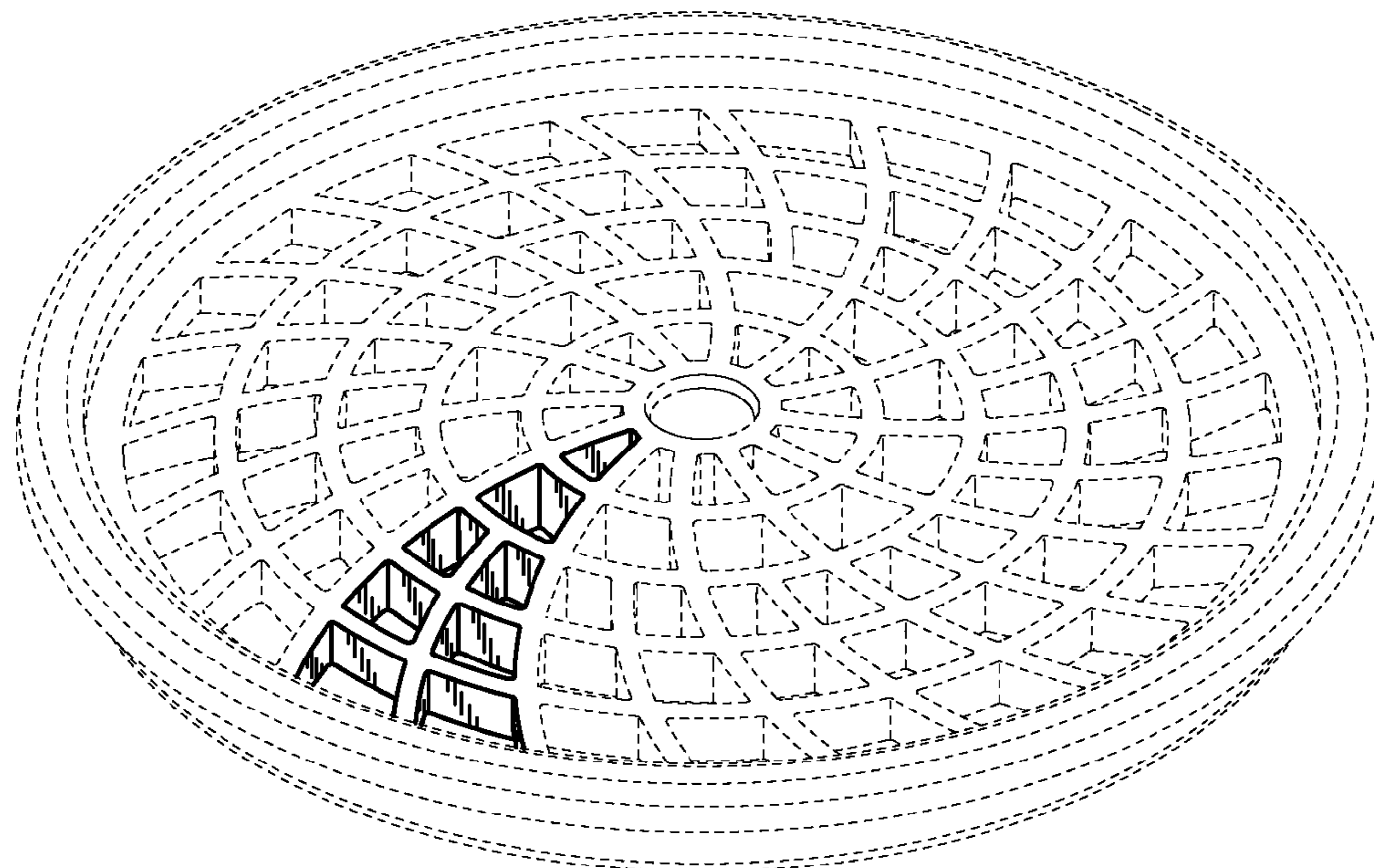
FIG. 2 is a front view thereof;

FIG. 3 is a rear view thereof; and,

FIG. 4 is a side view thereof, with all other side views being the same.

The broken line showing forms no portion of the claimed design. The shading is provided only to indicate the contour; it is not indicative of texture, et cetera.

1 Claim, 2 Drawing Sheets



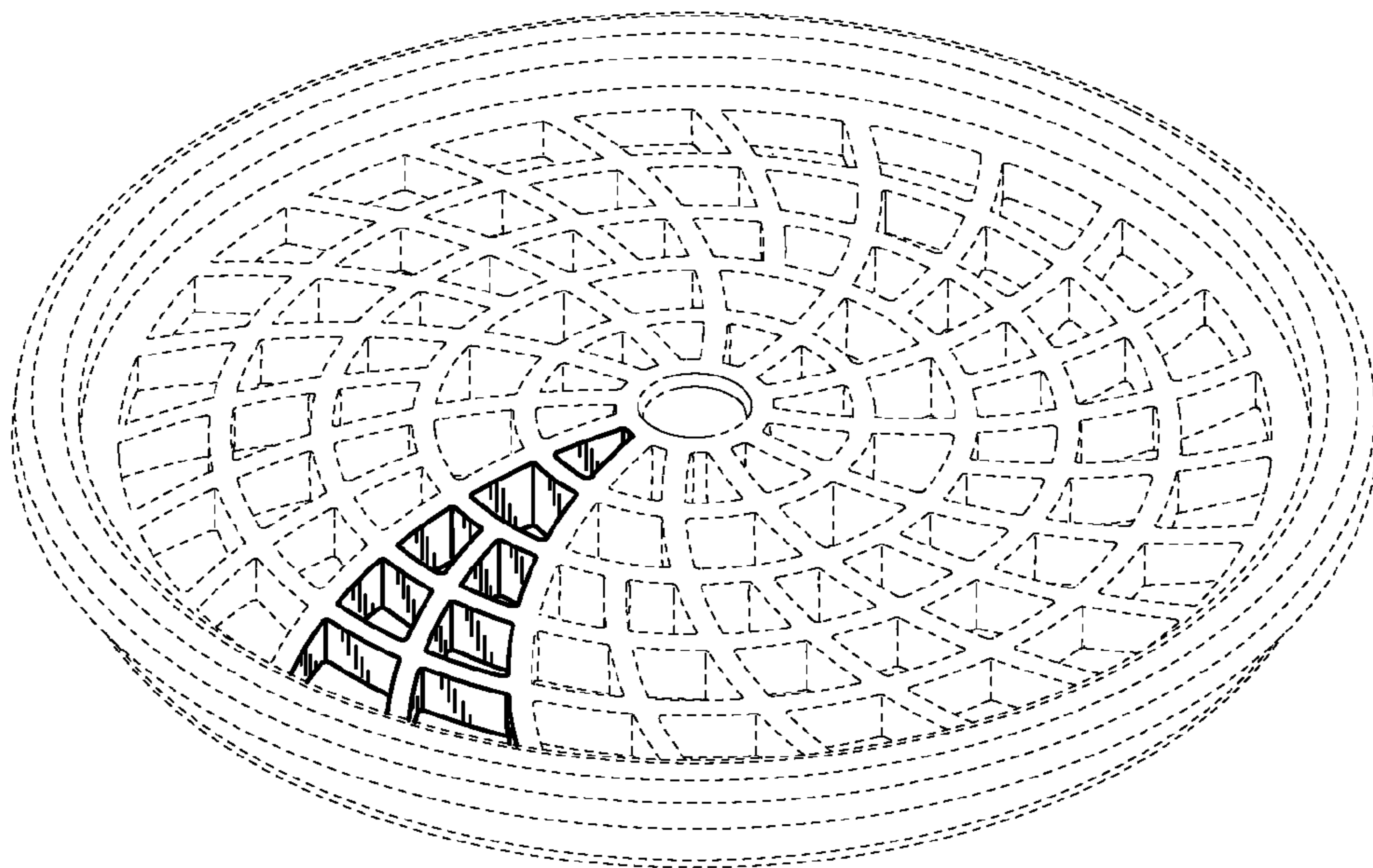


Fig. 1

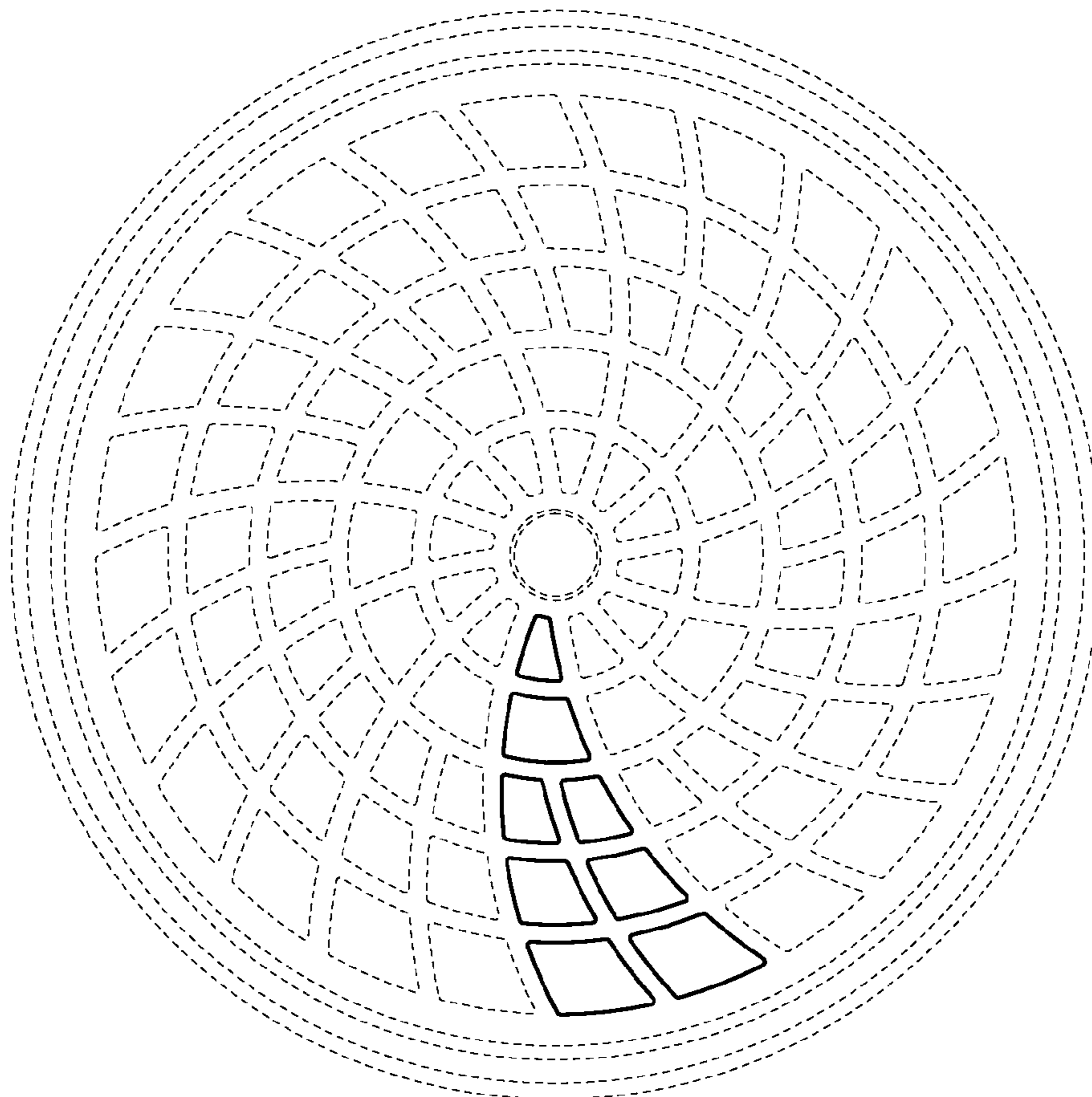


Fig. 2

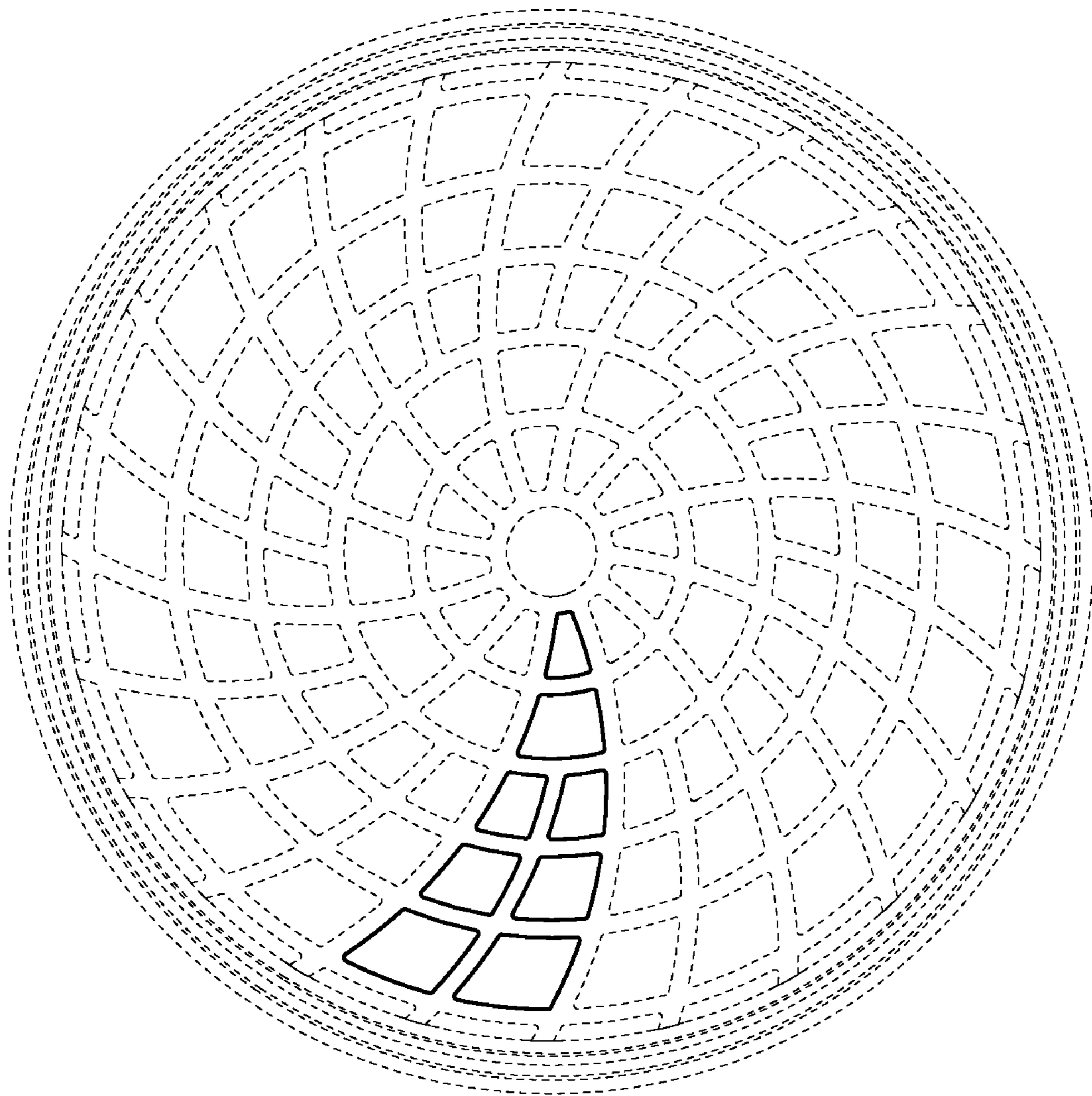


Fig. 3




Fig. 4