



US00D555767S

(12) **United States Design Patent**
Carpanese

(10) **Patent No.:** **US D555,767 S**

(45) **Date of Patent:** **** Nov. 20, 2007**

(54) **SPRAY GUN**

(75) Inventor: **Claudio Carpanese**, Rovolon (IT)

(73) Assignee: **Meccanica Veneta S.p.A.**, Rubano (IT)

(**) Term: **14 Years**

(21) Appl. No.: **29/271,868**

(22) Filed: **Jan. 29, 2007**

Related U.S. Application Data

(62) Division of application No. 29/239,057, filed on Sep. 26, 2005.

(30) **Foreign Application Priority Data**

Apr. 8, 2005 (EM) 324116

(51) **LOC (8) Cl.** **23-01**

(52) **U.S. Cl.** **D23/226**

(58) **Field of Classification Search** D23/213,
D23/223, 226; 239/525-7, 532
See application file for complete search history.

(56) **References Cited**

U.S. PATENT DOCUMENTS

4,834,293 A * 5/1989 Lichfield 239/447

D499,791 S * 12/2004 Etter D23/226
D501,536 S * 2/2005 Amaduzzi D23/226
D518,556 S * 4/2006 Amaduzzi D23/226
D518,873 S * 4/2006 Carpanese D23/223

* cited by examiner

Primary Examiner—Robin Webster

(74) *Attorney, Agent, or Firm*—Modiano & Associati; Albert Josif; Daniel J. O’Byrne


(57) **CLAIM**

The ornamental design for the “spray gun”, as shown and described.

DESCRIPTION

FIG. 1 is a perspective front view, showing my new design;
FIG. 2 is a perspective rear view thereof;
FIG. 3 is a front view thereof;
FIG. 4 is a rear view thereof;
FIG. 5 is a right side view thereof;
FIG. 6 is a left side view thereof;
FIG. 7 is a plan view from above thereof; and,
FIG. 8 is a plan view from below thereof.

1 Claim, 3 Drawing Sheets



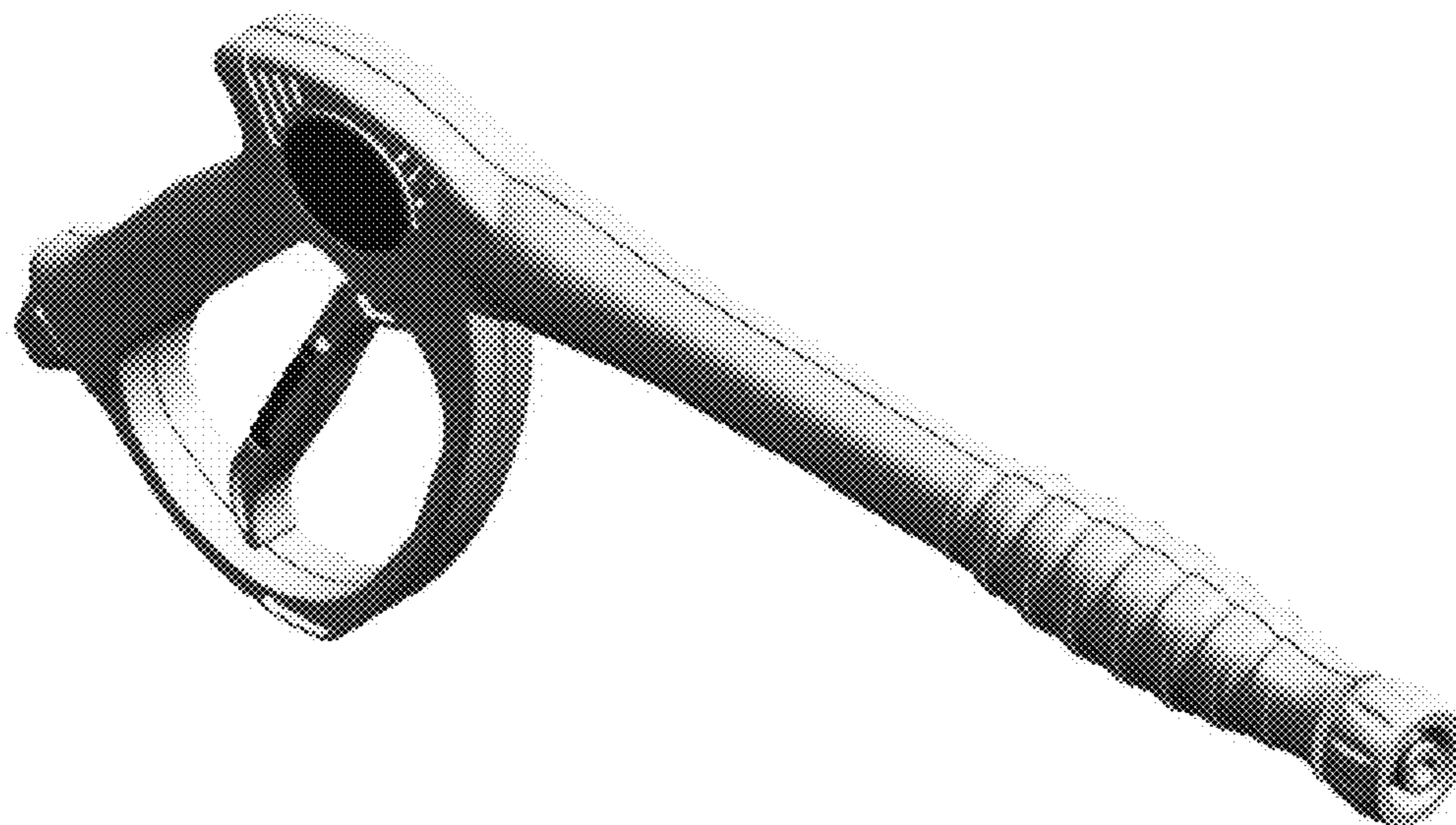


Fig. 1

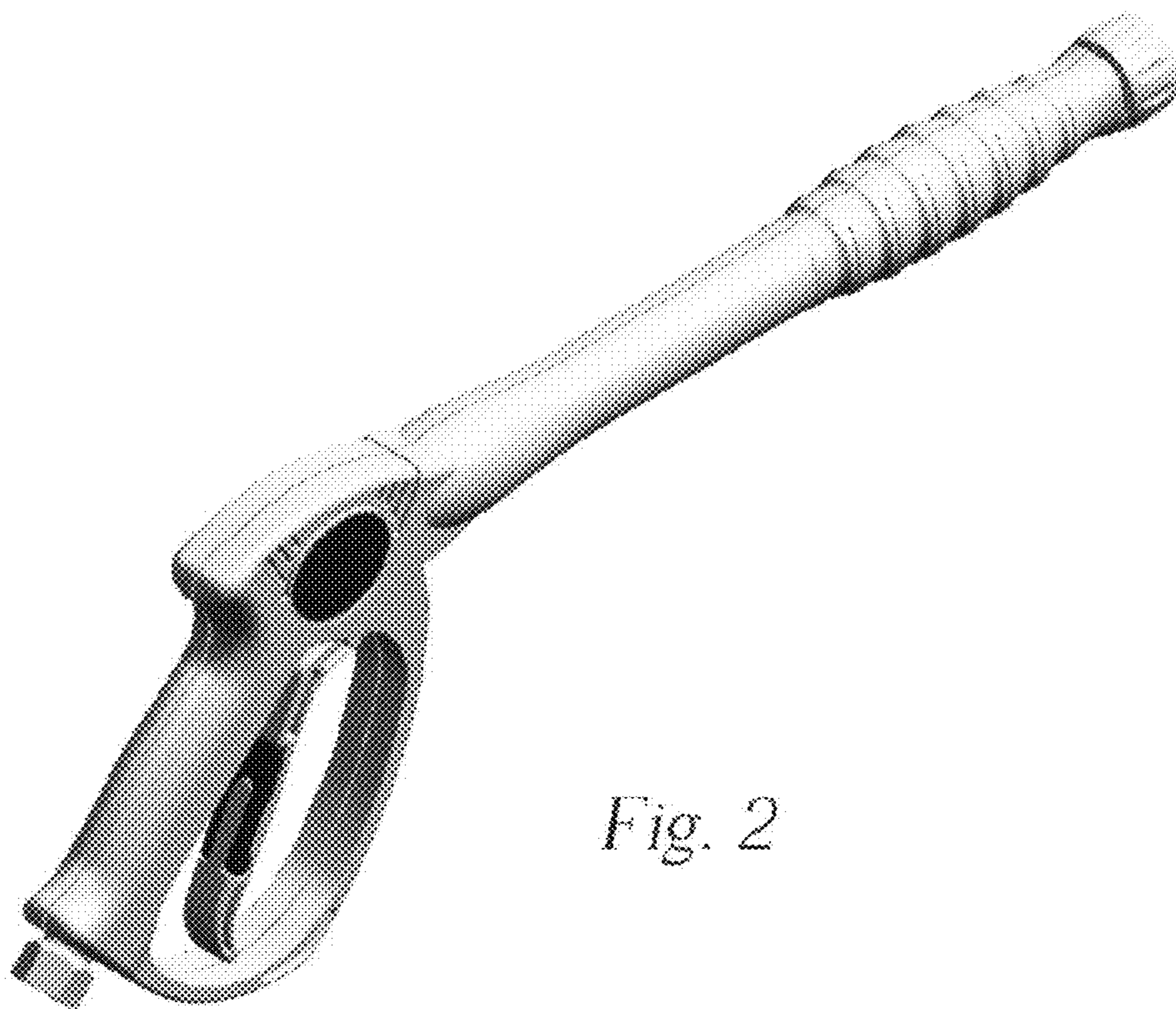


Fig. 2




Fig. 3




Fig. 4

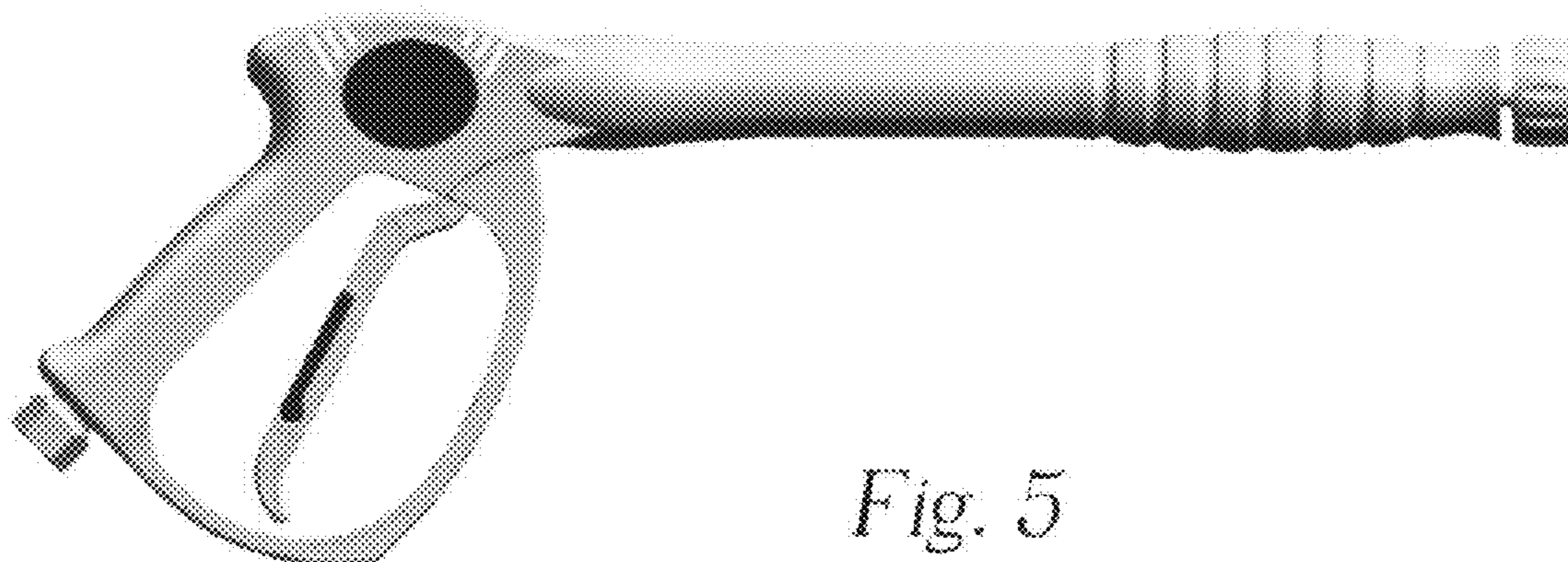


Fig. 5

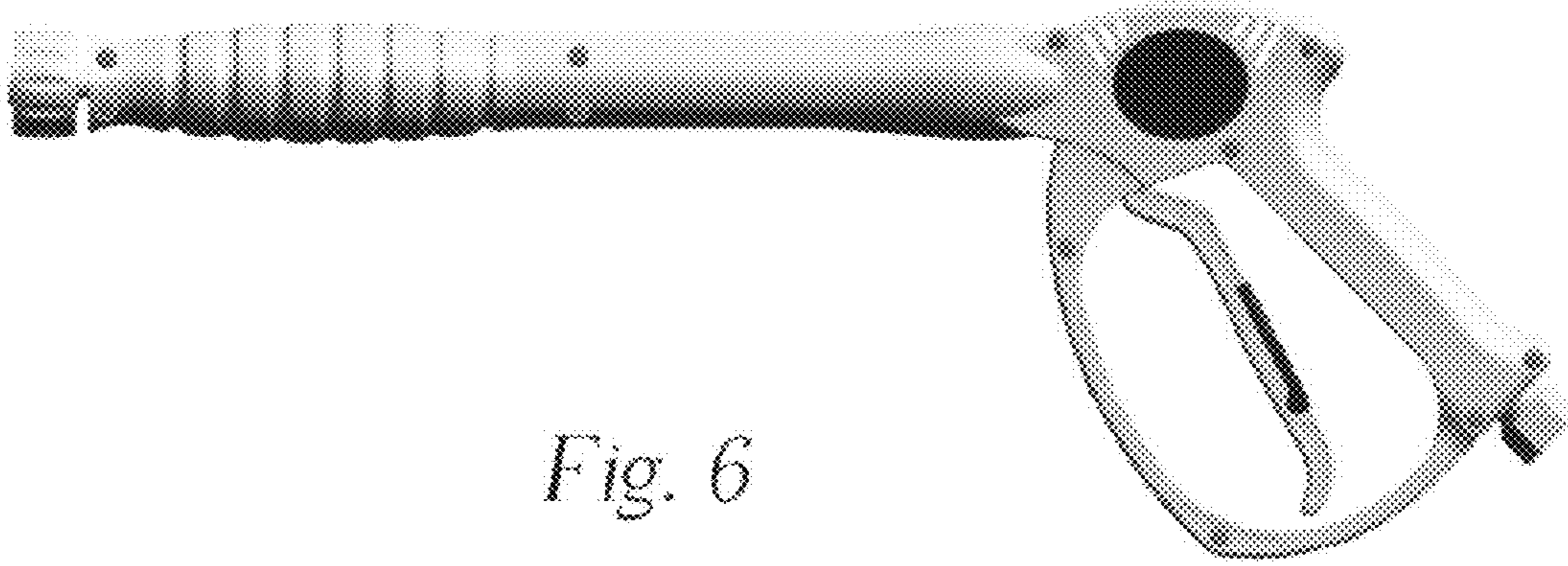


Fig. 6




Fig. 7




Fig. 8