



US00D555756S

(12) **United States Design Patent**
Hartmann

(10) **Patent No.:** **US D555,756 S**

(45) **Date of Patent:** **** Nov. 20, 2007**

(54) **ZIPPERED PROPANE TANK SLEEVE**

D500,117 S 12/2004 Hartmann
D517,162 S * 3/2006 Clower D23/206

(75) Inventor: **Karen Liette Hartmann**, Bethel, CT
(US)

OTHER PUBLICATIONS

(73) Assignee: **Seven Sisters Co.**, Bethel, CT (US)

EZ-ZIP™ Tank Covers, www.homeworkscoop.com, product advertisement.

Tank Teddy™, www.tankteddy.com, product advertisement.

(**) Term: **14 Years**

* cited by examiner

(21) Appl. No.: **29/239,825**

Primary Examiner—Robin V. Webster

(22) Filed: **Oct. 5, 2005**

(74) *Attorney, Agent, or Firm*—McCarter & English, LLP

(51) **LOC (8) Cl.** **23-01**

(52) **U.S. Cl.** **D23/206**

(58) **Field of Classification Search** D23/206;
220/581; 150/154; 206/0.6

See application file for complete search history.

(57) **CLAIM**

The ornamental design for a zippered propane tank sleeve, as shown and described.

(56) **References Cited**

DESCRIPTION

U.S. PATENT DOCUMENTS

5,653,492	A *	8/1997	Mills	296/136.04
6,012,411	A	1/2000	Hochbrueckner	
6,057,012	A	5/2000	Culp et al.	
D438,425	S *	3/2001	Agnew	D7/392
D457,936	S *	5/2002	Garofalo et al.	D23/206
6,508,282	B2	1/2003	Garofalo et al.	
D473,629	S	4/2003	Johnson	
D486,551	S	2/2004	McQuiston	
D494,250	S	8/2004	Hartmann	


FIG. 1 is a top plan view of a zippered propane tank sleeve according to my design;

FIG. 2 is a plan view thereof; and,

FIG. 3 is a view of a bottom plan view of a zippered propane tank sleeve as illustrated in FIGS. 1 and 2, according to my new design.

The broken line showing is included for the purpose of illustrating environment and forms no part of the claimed design.

1 Claim, 1 Drawing Sheet



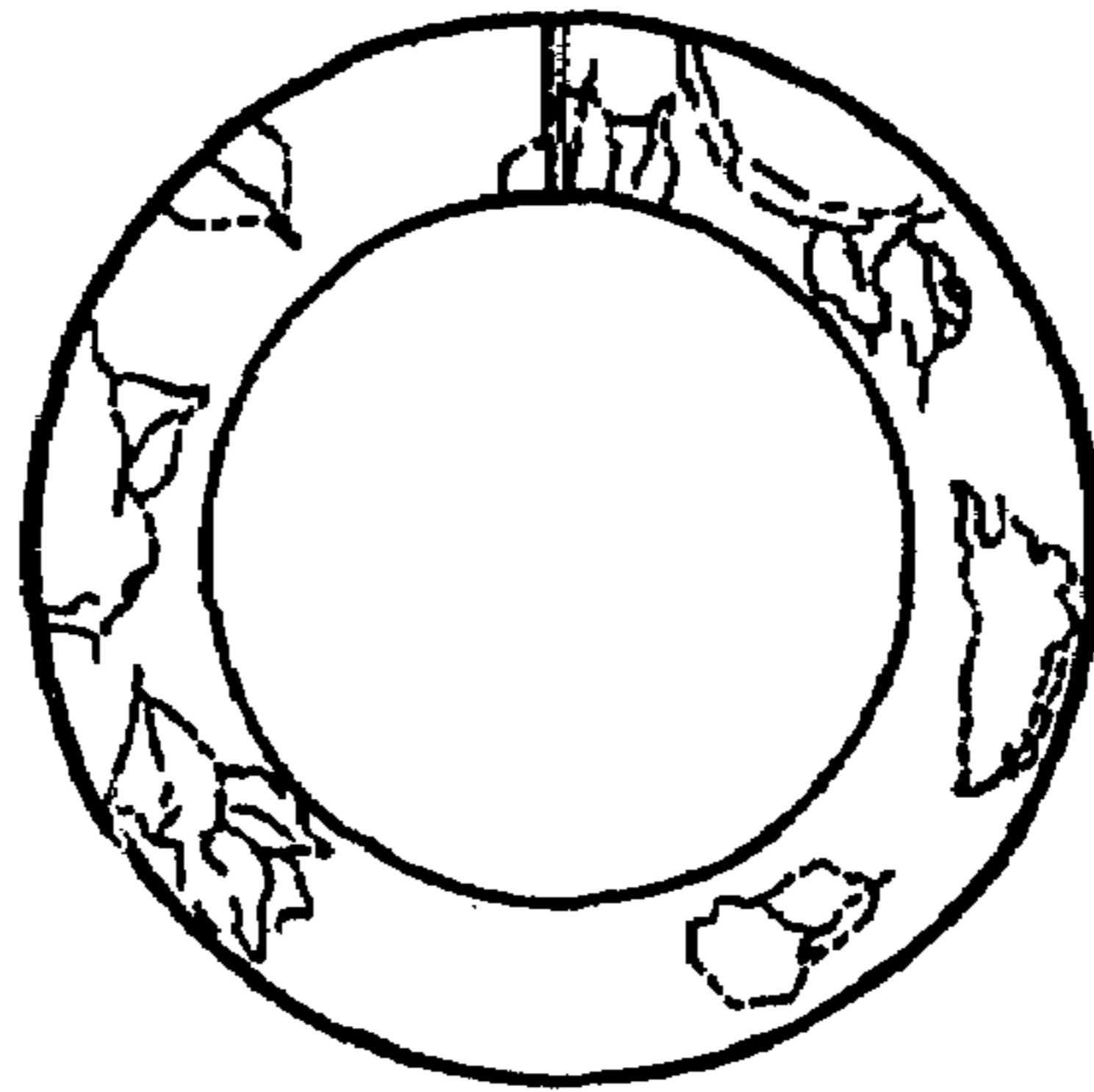


FIG. 1




FIG. 2

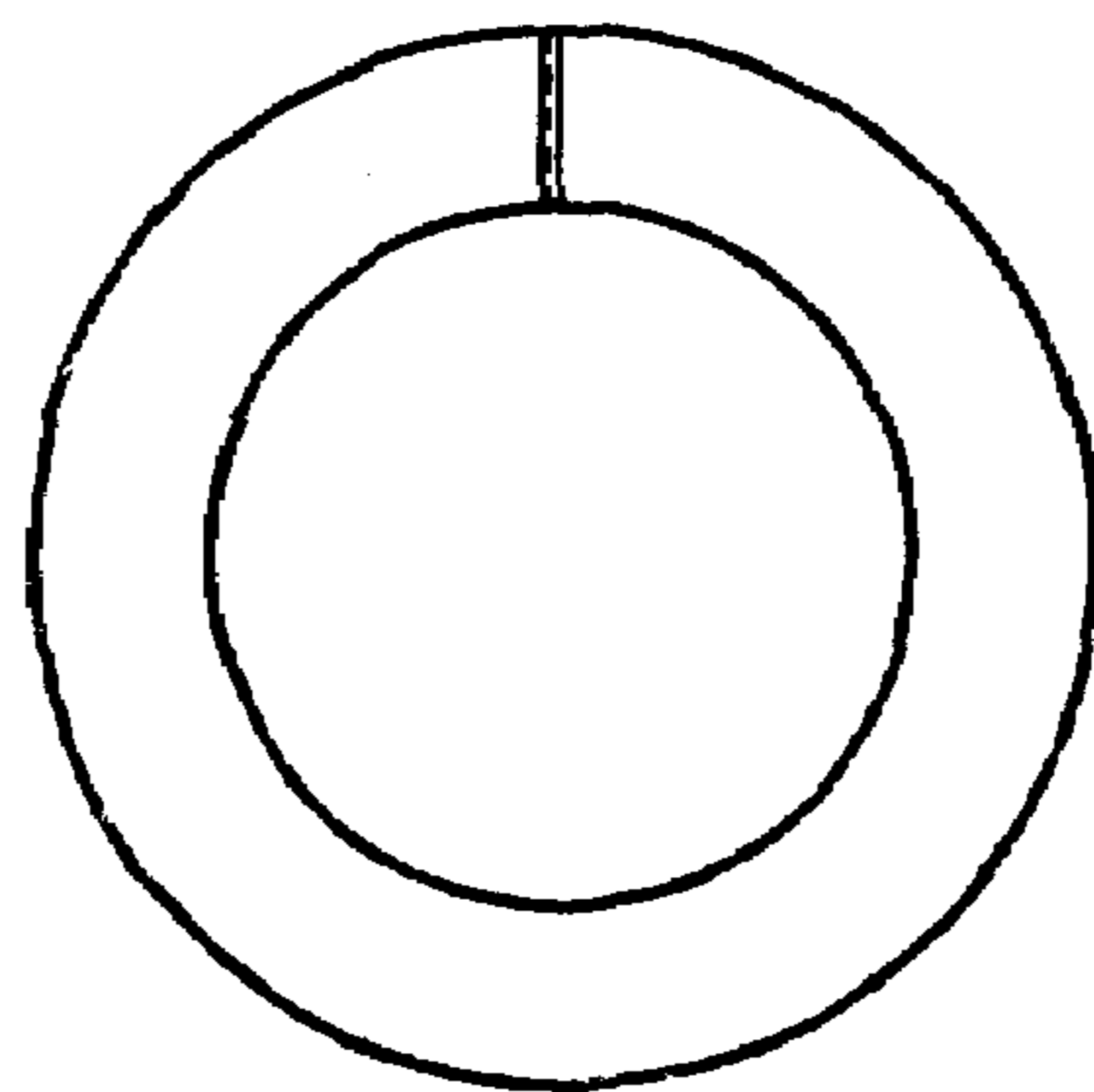


FIG. 3