



US00D555748S

(12) **United States Design Patent** (10) **Patent No.:** **US D555,748 S**  
**Gyr et al.** (45) **Date of Patent:** **\*\* \*Nov. 20, 2007**

(54) **SOLAR TENT**

2003/0070703 A1\* 4/2003 Zheng ..... 135/126  
2006/0016468 A1\* 1/2006 Zheng ..... 135/126

(76) Inventors: **Jean-Christophe Gyr**, Neuhofstrasse  
25, CH-6341 Baar (CH); **Roland  
Fischer**, Zurcherstrasse 70, CH-8142  
Uitikon (CH)

\* cited by examiner

*Primary Examiner*—Holly H. Baynham  
*Assistant Examiner*—Cynthia Chin  
(74) *Attorney, Agent, or Firm*—Notaro & Michalos P.C.

(\*\*) Term: **14 Years**

(21) Appl. No.: **29/225,408**

(57) **CLAIM**

(22) Filed: **Mar. 15, 2005**

The ornamental design for a solar tent, as shown and described.

(51) **LOC (8) Cl.** ..... **21-04**

(52) **U.S. Cl.** ..... **D21/837**

(58) **Field of Classification Search** ..... D21/834–839;  
D25/13, 16–20, 26, 56; 135/87, 100, 121,  
135/124–126, 128, 135, 136, 143, 156; 446/478,  
446/487

**DESCRIPTION**

See application file for complete search history.

FIG. 1 is a front or right top perspective view of a solar tent showing our new design therefor in a first position and with a ground sheet according to a first embodiment thereof;

FIG. 2 is a view similar to FIG. 1 in a different position;

FIG. 3 is a view similar to FIG. 1 in a still further position;

FIG. 4 is a view similar to FIG. 1 in a still further position;

FIG. 5 is a view similar to FIG. 1 in a still further position;

FIG. 6 is a perspective view of the embodiment of FIG. 1 taken with more of the top of the design visible and in a position similar to that of FIG. 3;

FIG. 7 is a perspective view of the second embodiment of our invention in a first position and with front and rear beams at ground level;

FIG. 8 is a view similar to FIG. 7 in a further position;

FIG. 9 is a view similar to FIG. 7 in a further position;

FIG. 10 is a view similar to FIG. 7 in a further position;

FIG. 11 is a view similar to FIG. 7 in a further position; and,


FIG. 12 is a view similar to FIG. 7 but with more of the top visible and in a position substantially corresponding to that of FIG. 9.

(56) **References Cited**

U.S. PATENT DOCUMENTS

2,961,802	A *	11/1960	Mongan et al.	.....	52/81.4
D227,662	S *	7/1973	Warsaw	.....	D25/18
D245,015	S *	7/1977	Barr	.....	D25/56
D256,829	S *	9/1980	Qui et al.	.....	D21/837
D341,407	S *	11/1993	McLeese	.....	D21/837
5,690,133	A *	11/1997	Capwell	.....	135/124
5,823,217	A *	10/1998	Rice	.....	135/124
D400,949	S *	11/1998	Gale	.....	D21/834
D412,354	S *	7/1999	Takos	.....	D21/837
5,927,311	A *	7/1999	Jager	.....	135/124
D413,394	S *	8/1999	Chipman et al.	.....	D25/56
6,062,243	A *	5/2000	Tuch et al.	.....	135/124
D428,100	S *	7/2000	Van Wagoner	.....	D21/836
6,363,955	B1 *	4/2002	Louie	.....	135/126
6,595,227	B2 *	7/2003	Le Gette et al.	.....	135/126
D496,880	S *	10/2004	Puett, III	.....	D11/172
6,901,940	B2 *	6/2005	Zheng	.....	135/126
6,942,005	B2 *	9/2005	Le Gette et al.	.....	160/368.1

**1 Claim, 12 Drawing Sheets**







FIG. 1











FIG. 5







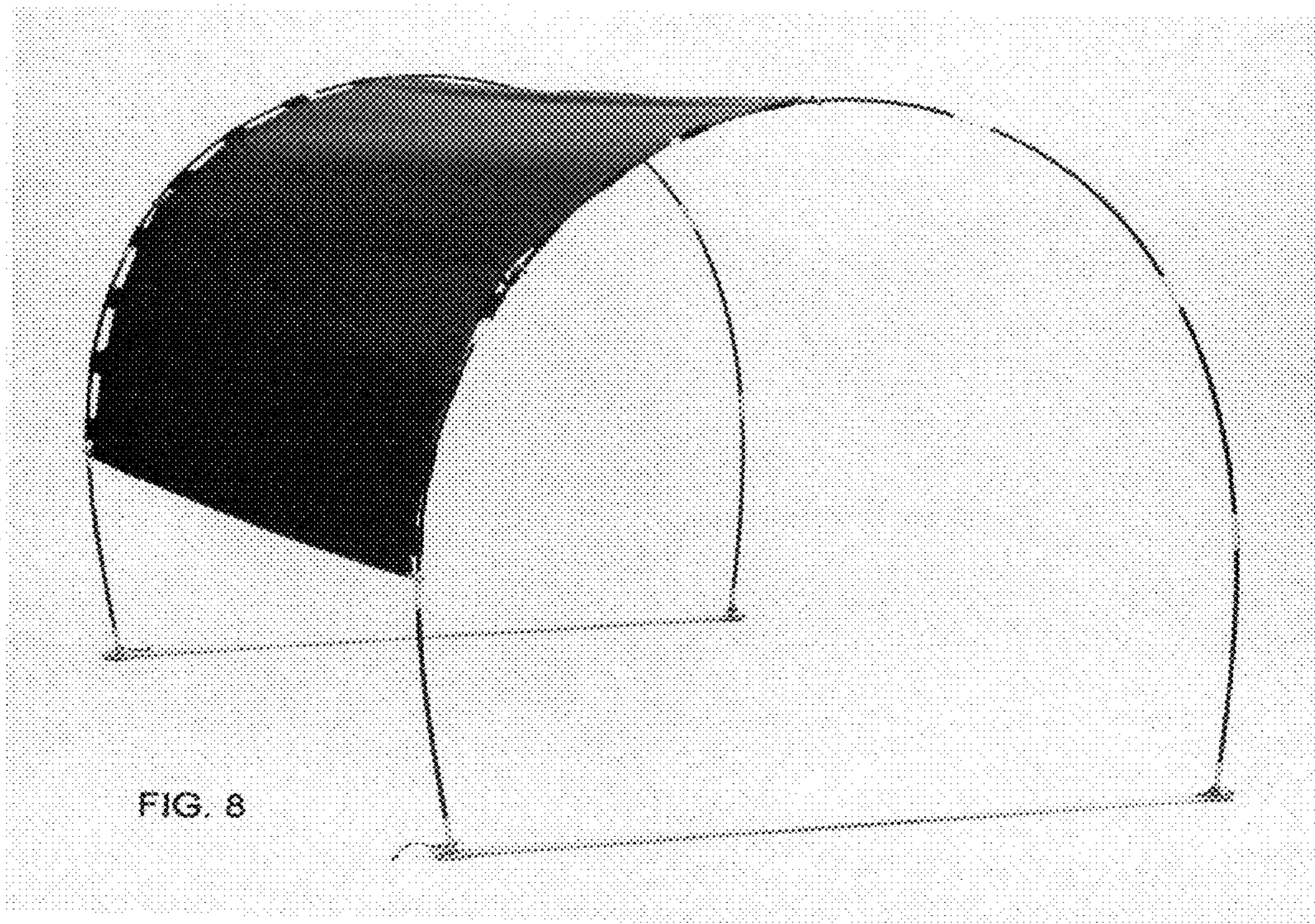





FIG. 9



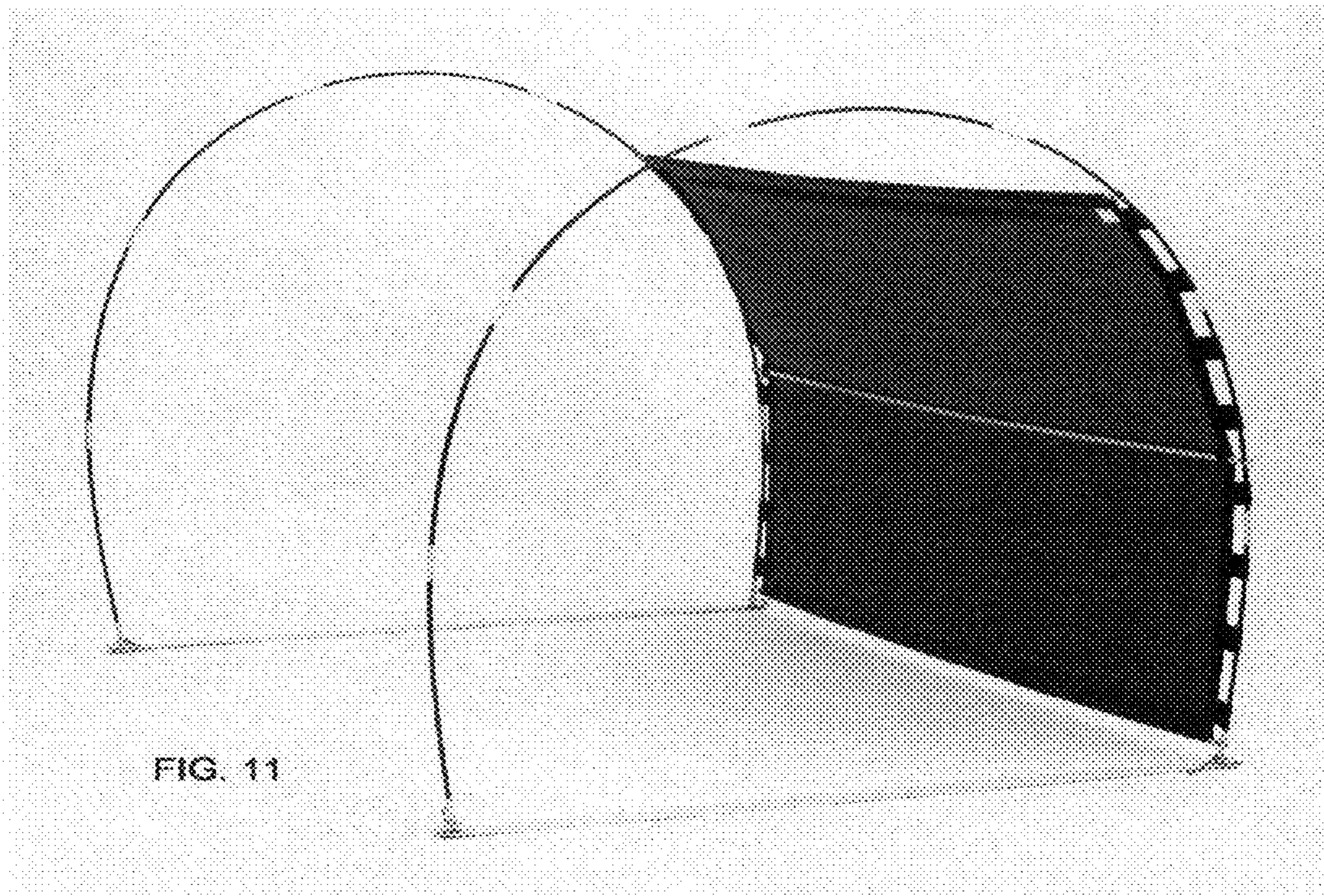


FIG. 11

