



US00D555744S

(12) **United States Design Patent**
Graham

(10) **Patent No.:** **US D555,744 S**

(45) **Date of Patent:** **** Nov. 20, 2007**

(54) **HOCKEY STICK PUTTER**

D470,205 S * 2/2003 Eisenbraun D21/735

(76) Inventor: **David Graham**, 14023 Parker St.,
Omaha, NE (US) 68154

* cited by examiner

Primary Examiner—Mitchell Siegel

(74) *Attorney, Agent, or Firm*—Adam H. Jacobs

(**) Term: **14 Years**

(21) Appl. No.: **29/264,577**

(57) **CLAIM**

(22) Filed: **Aug. 14, 2006**

The ornamental design for a hockey stick putter, as shown and described.

(51) **LOC (8) Cl.** **21-02**

(52) **U.S. Cl.** **D21/735; D21/727**

(58) **Field of Classification Search** D21/727,
D21/735-746; 473/324-331, 340, 341, 560-563
See application file for complete search history.

DESCRIPTION

FIG. 1 is a perspective view of the hockey stick putter of the present invention;

FIG. 2 is a top plan view thereof;

FIG. 3 is a rear elevational view thereof;

FIG. 4 is a side elevational view thereof;

FIG. 5 is front elevational view thereof; and,

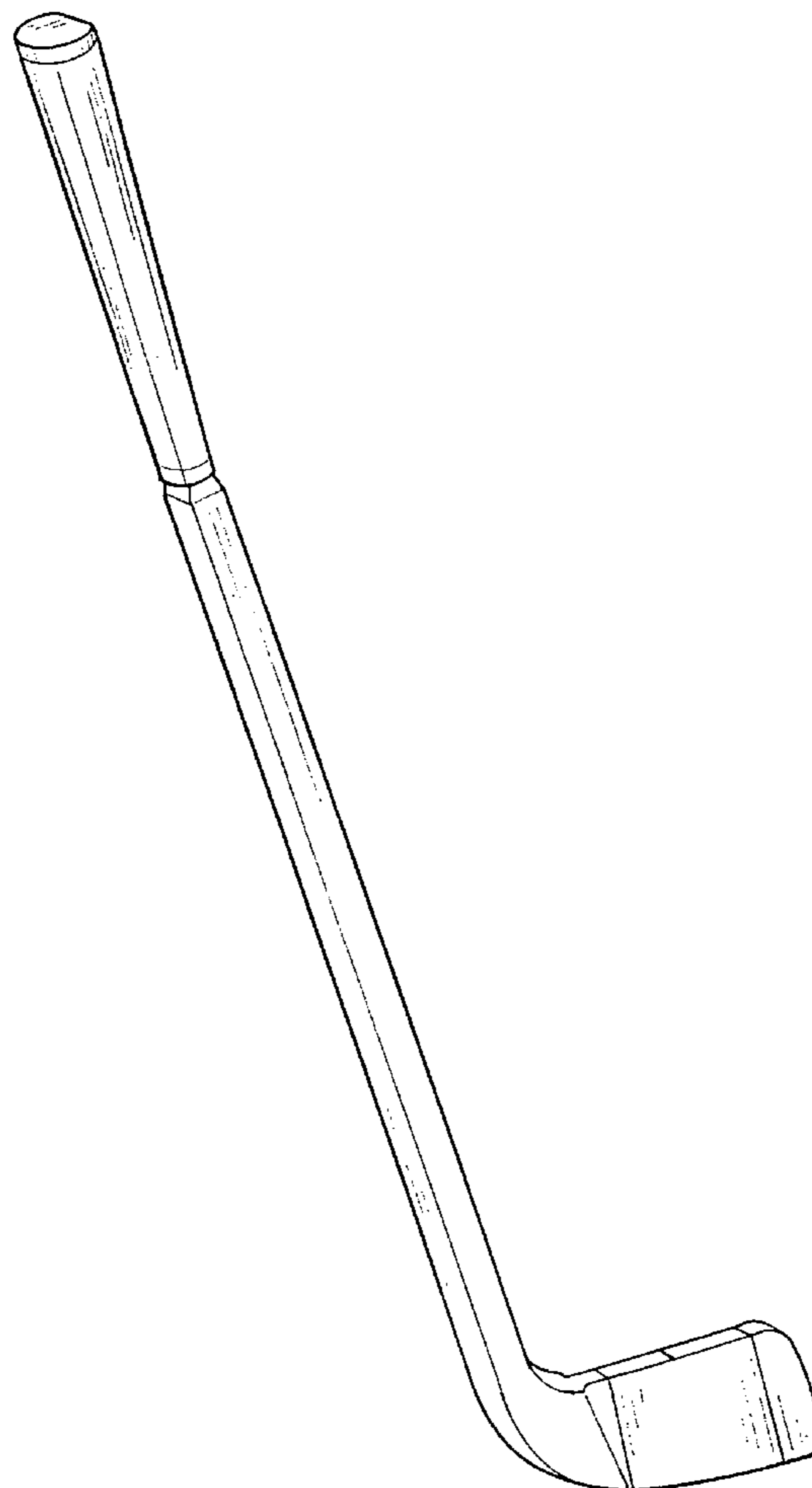
FIG. 6 is a bottom plan view thereof.

(56) **References Cited**

U.S. PATENT DOCUMENTS

4,890,837	A	*	1/1990	Keeler	473/203
D344,116	S	*	2/1994	Chen et al.	D21/735
D354,776	S	*	1/1995	Richmond	D21/385
D434,818	S	*	12/2000	Laninfa	D21/735
D470,204	S	*	2/2003	Eisenbraun	D21/735

1 Claim, 2 Drawing Sheets



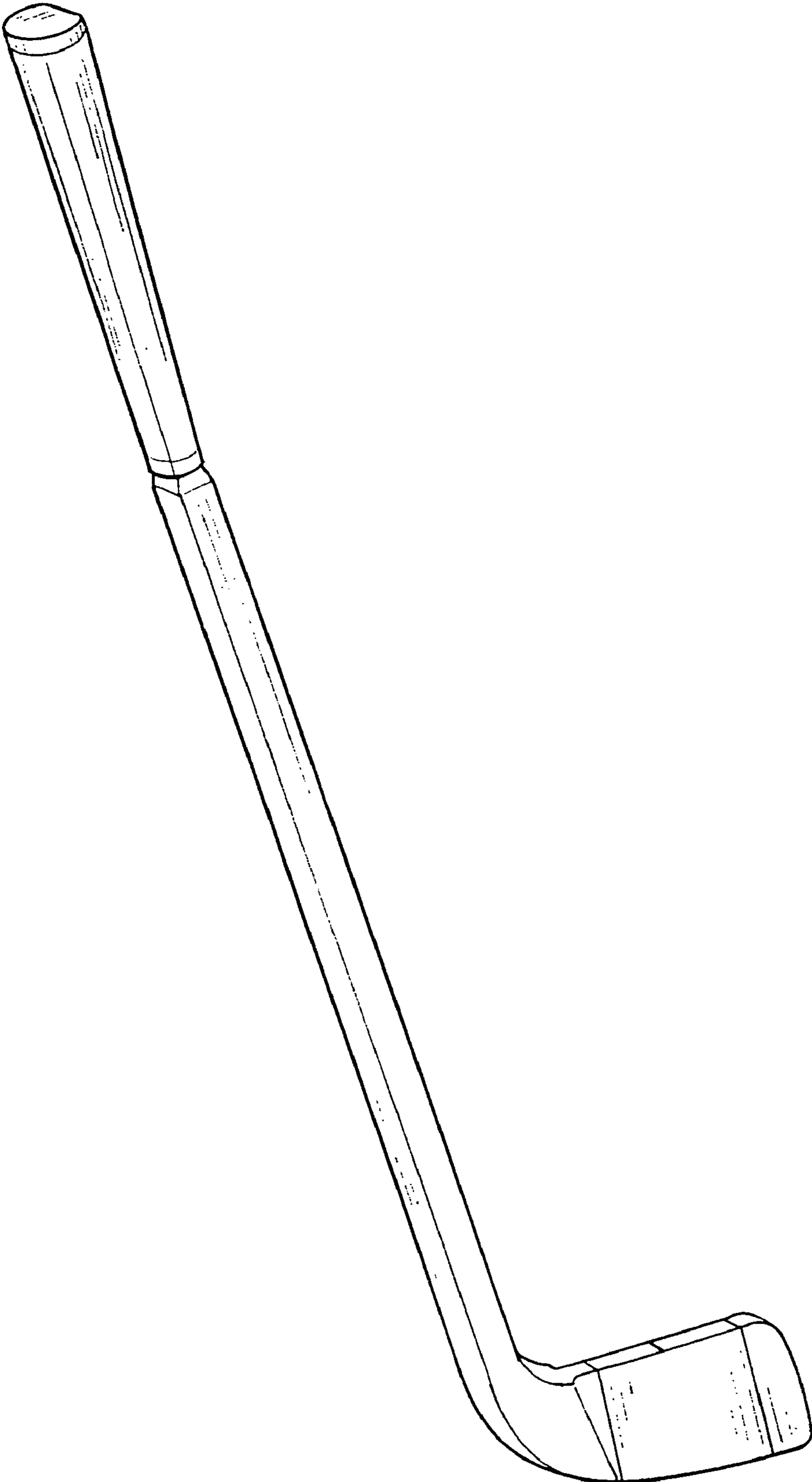


FIG. 1




FIG. 2

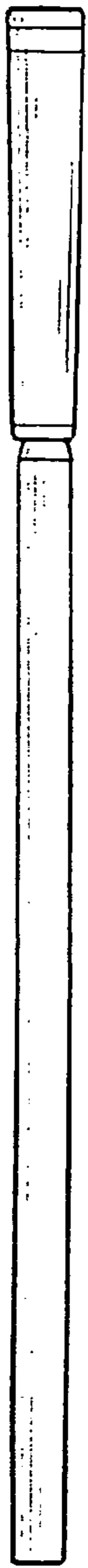


FIG. 3

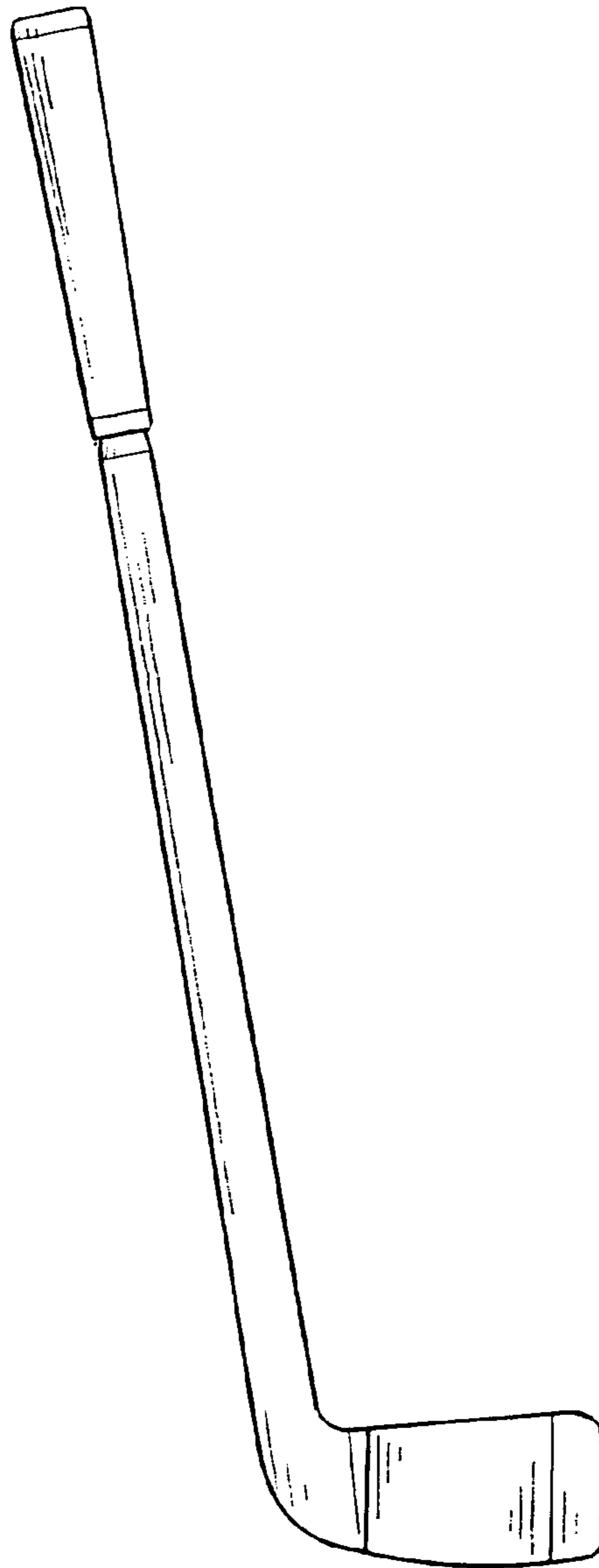


FIG. 4

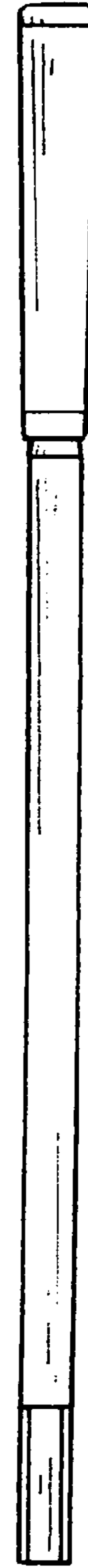


FIG. 5

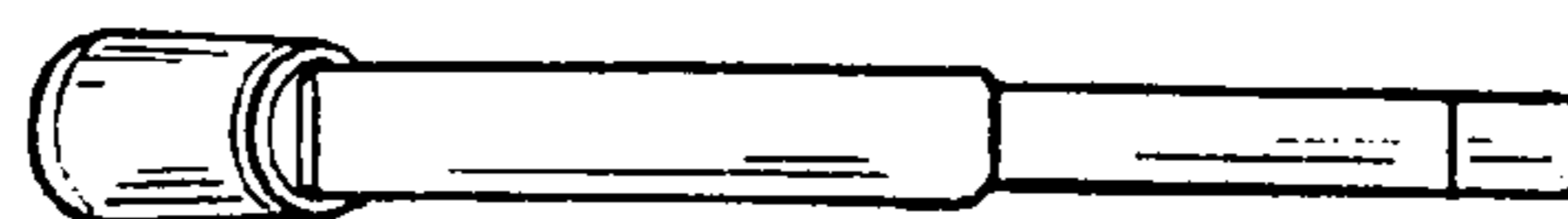


FIG. 6