



US00D555739S

(12) **United States Design Patent**  
**Brown**

(10) **Patent No.:** **US D555,739 S**

(45) **Date of Patent:** **\*\* Nov. 20, 2007**

(54) **NOVELTY CHEERING DEVICE**

(74) *Attorney, Agent, or Firm*—Larry Colton

(75) **Inventor:** **Derrick S. Brown**, 3560 Morning Ivy Way, Suwanee, GA (US) 30024

(57) **CLAIM**

The ornamental design for a novelty cheering device, as shown and described.

(73) **Assignee:** **Derrick S. Brown**, Suwanee, GA (US)

(\*\*) **Term:** **14 Years**

**DESCRIPTION**

(21) **Appl. No.:** **29/240,422**

FIG. 1 is a perspective view of a first embodiment of the novelty cheering device.

(22) **Filed:** **Oct. 12, 2005**

FIG. 2. is a front elevation view thereof as shown in FIG. 1.

(51) **LOC (8) Cl.** ..... **21-01**

(52) **U.S. Cl.** ..... **D21/400**

FIG. 3 is a right side elevation view thereof as shown in FIG. 1.

(58) **Field of Classification Search** ..... D21/400,  
D21/405, 406, 439, 440; D10/104, 109;  
D20/10, 12, 19, 29, 41, 43, 99; D11/121,  
D11/125, 131, 157, 168, 172, 184; 446/220–226,  
446/418–422, 490; 40/584, 586; 116/306,  
116/173, DIG. 9

FIG. 4 is a left side elevation view thereof as shown in FIG. 1.

See application file for complete search history.

FIG. 5 is a back elevation view thereof as shown in FIG. 1.

FIG. 6 is a top plan view thereof as shown in FIG. 1.

FIG. 7 is a bottom plan view thereof as shown in FIG. 1.

FIG. 8 is a perspective view of a second embodiment of the novelty cheering device.

FIG. 9 is a front elevation view as shown in FIG. 8.

FIG. 10 is a right side elevation view thereof as shown in FIG. 8.

FIG. 11 is a left side elevation view thereof as shown in FIG. 8.

FIG. 12 is a back elevation view thereof as shown in FIG. 8.

FIG. 13 is a top plan view thereof as shown in FIG. 8; and,

FIG. 14 is a bottom plan view thereof as shown in FIG. 8.

The indicia shown in broken lines is for illustrative purposes only and forms no part of the claimed design.

(56) **References Cited**



**U.S. PATENT DOCUMENTS**


D49,090 S *	5/1916	Gregory	.....	D21/440
D63,059 S *	9/1923	Page	.....	D21/439
D191,585 S *	10/1961	Miller	.....	D21/400
D265,409 S *	7/1982	Braasch	.....	D21/400
D272,550 S *	2/1984	Esposti	.....	D21/406
D284,487 S *	7/1986	Pratt	.....	D21/400
4,721,491 A *	1/1988	Buchanan	.....	446/222
5,819,448 A *	10/1998	Kieves et al.	.....	40/124.06
5,846,118 A *	12/1998	Wu	.....	446/220
6,699,095 B1 *	3/2004	Epstein	.....	446/222
D521,571 S *	5/2006	Phillips	.....	D21/440

\* cited by examiner


*Primary Examiner*—Catherine Tuttle

**1 Claim, 10 Drawing Sheets**





*Fig. 1*




*Fig. 2*




*Fig. 3*



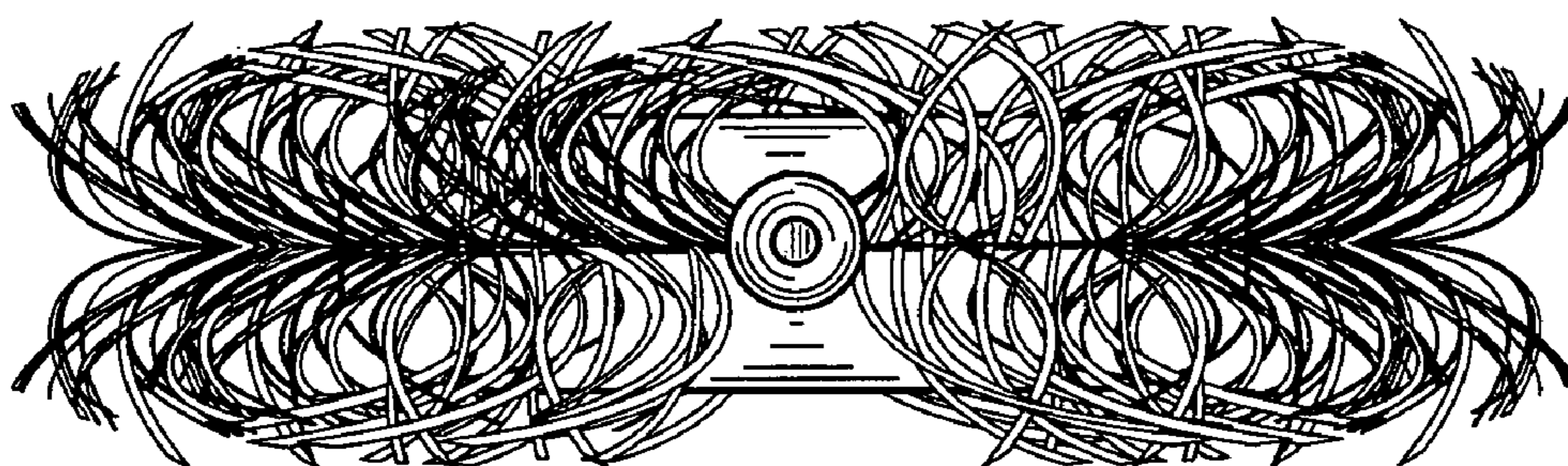
*Fig. 4*




*Fig. 5*




*Fig. 6*



*Fig. 7*



*Fig. 8*



*Fig. 9*







*Fig. 10*



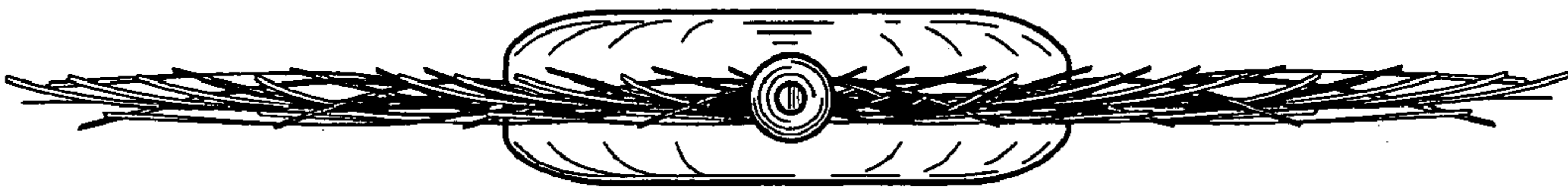
*Fig. 11*



*Fig. 12*



*Fig. 13*



*Fig. 14*