



US00D555731S

(12) **United States Design Patent**
Nash et al.

(10) **Patent No.: US D555,731 S**

(45) **Date of Patent: ** Nov. 20, 2007**

(54) **DISPENSER FOR REPOSITIONABLE NOTES**

(75) Inventors: **James E. Nash**, Bloomington, MN
(US); **Peter J. Newbould**, Milan (IT);
Ivana Babic, Milan (IT)

(73) Assignee: **3M Innovative Properties Company**,
St. Paul, MN (US)

(**) Term: **14 Years**

(21) Appl. No.: **29/249,421**

(22) Filed: **Oct. 5, 2006**

(51) **LOC (8) Cl. 19-02**

(52) **U.S. Cl. D19/86**

(58) **Field of Classification Search** D6/515,
D6/518; D9/734; D19/78, 86, 90, 91; 206/39.5,
206/215, 233; 221/45, 46, 48, 51, 52, 56,
221/59, 61, 63

See application file for complete search history.

(56) **References Cited**

U.S. PATENT DOCUMENTS

4,796,781 A	1/1989	Windorski	
4,921,127 A	5/1990	Windorski	
D310,243 S *	8/1990	Evenson	D19/75
4,986,440 A	1/1991	Windorski	
4,993,590 A	2/1991	Windorski	
5,067,628 A *	11/1991	Evenson	221/52
5,080,255 A	1/1992	Windorski	
5,158,205 A	10/1992	Bodziak et al.	
D331,075 S *	11/1992	Dotterman et al.	D19/86

5,165,570 A	11/1992	Windorski	
D332,889 S *	2/1993	Hines	D6/518
D339,823 S *	9/1993	Evenson	D19/75
D357,938 S *	5/1995	Wolff	D19/86
5,417,345 A	5/1995	Smith	
D365,482 S *	12/1995	Larimore	D6/518
5,671,866 A	9/1997	Bodziak	
D419,601 S *	1/2000	Windorski	D19/86
6,068,138 A	5/2000	Carlson et al.	
D428,926 S *	8/2000	Windorski	D19/86
6,688,488 B2	2/2004	Bailey	
6,749,084 B2	6/2004	Thompson	

* cited by examiner

Primary Examiner—Elizabeth A. Albert

(57) **CLAIM**

The ornamental design for dispenser for repositionable notes, as shown and described.

DESCRIPTION


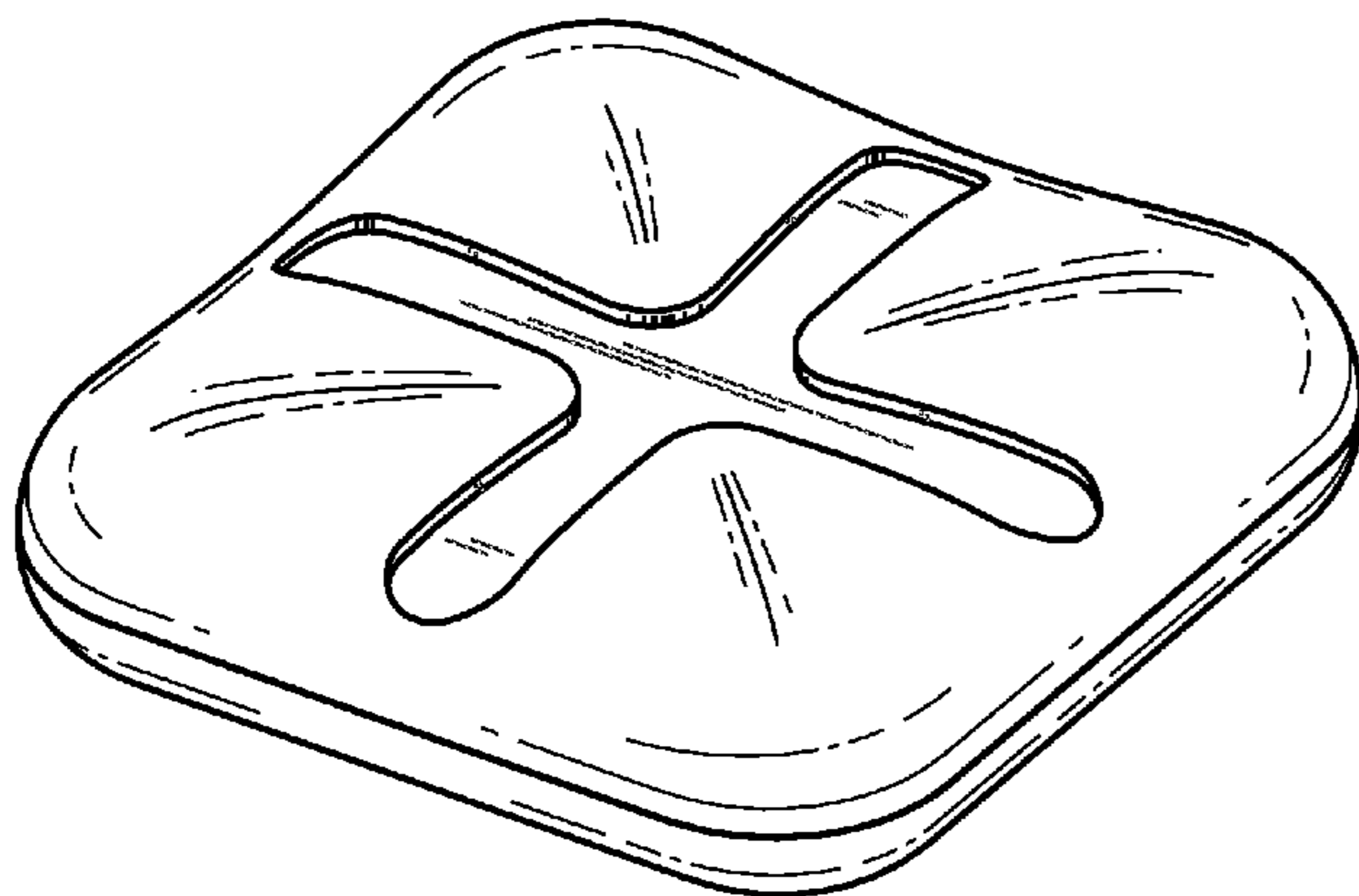
FIG. 1 is an isometric view of a dispenser for repositionable notes according to the present invention;

FIG. 2 is a top plan view of the dispenser illustrated in FIG. 1;

FIG. 3 is a bottom view of the dispenser illustrated in FIG. 1; and,

FIG. 4 is a left side view of the dispenser illustrated in FIG. 1, the right side view, the front view, and the rear view being a mirror image thereof.

1 Claim, 2 Drawing Sheets



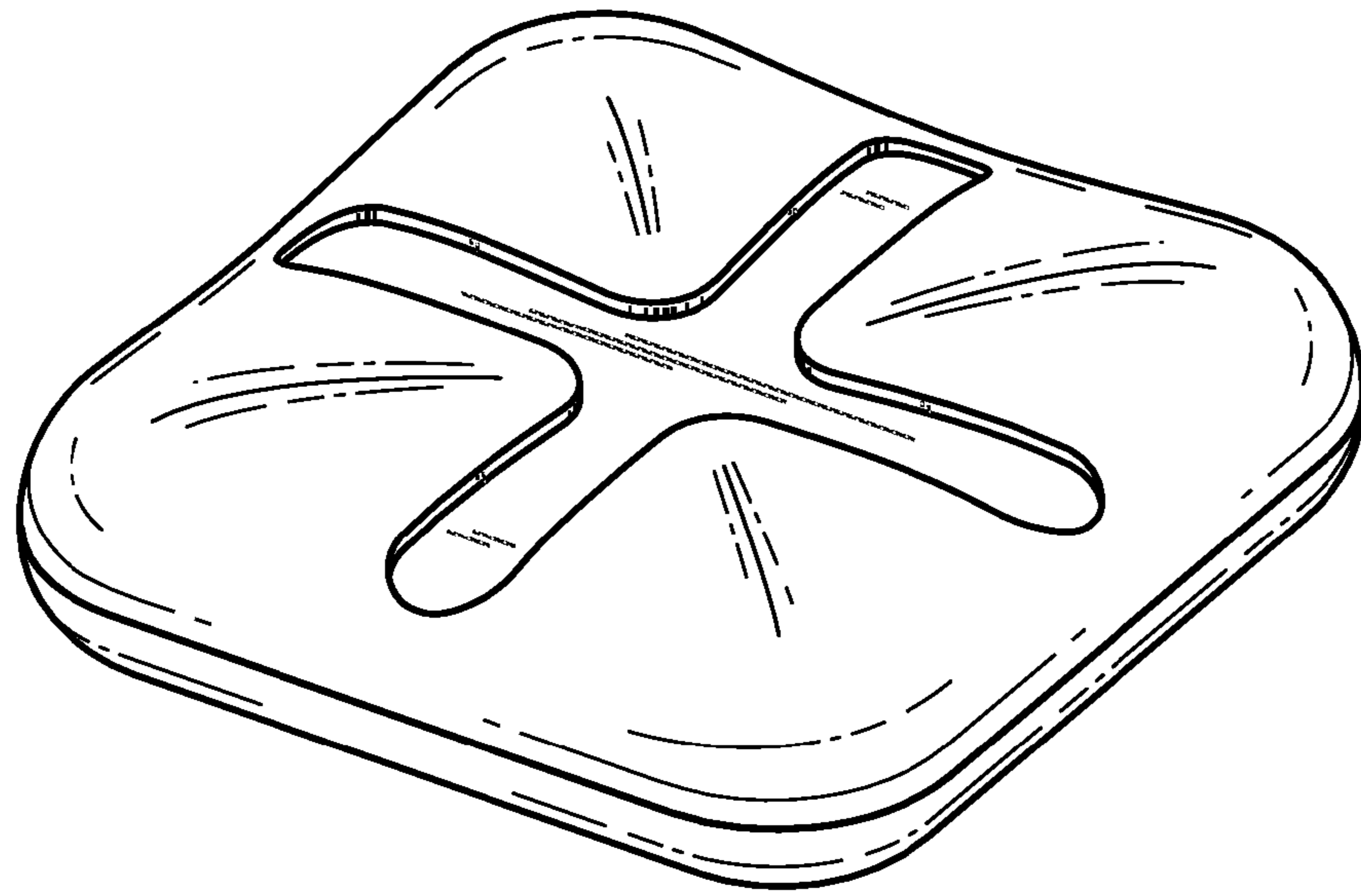


FIG. 1

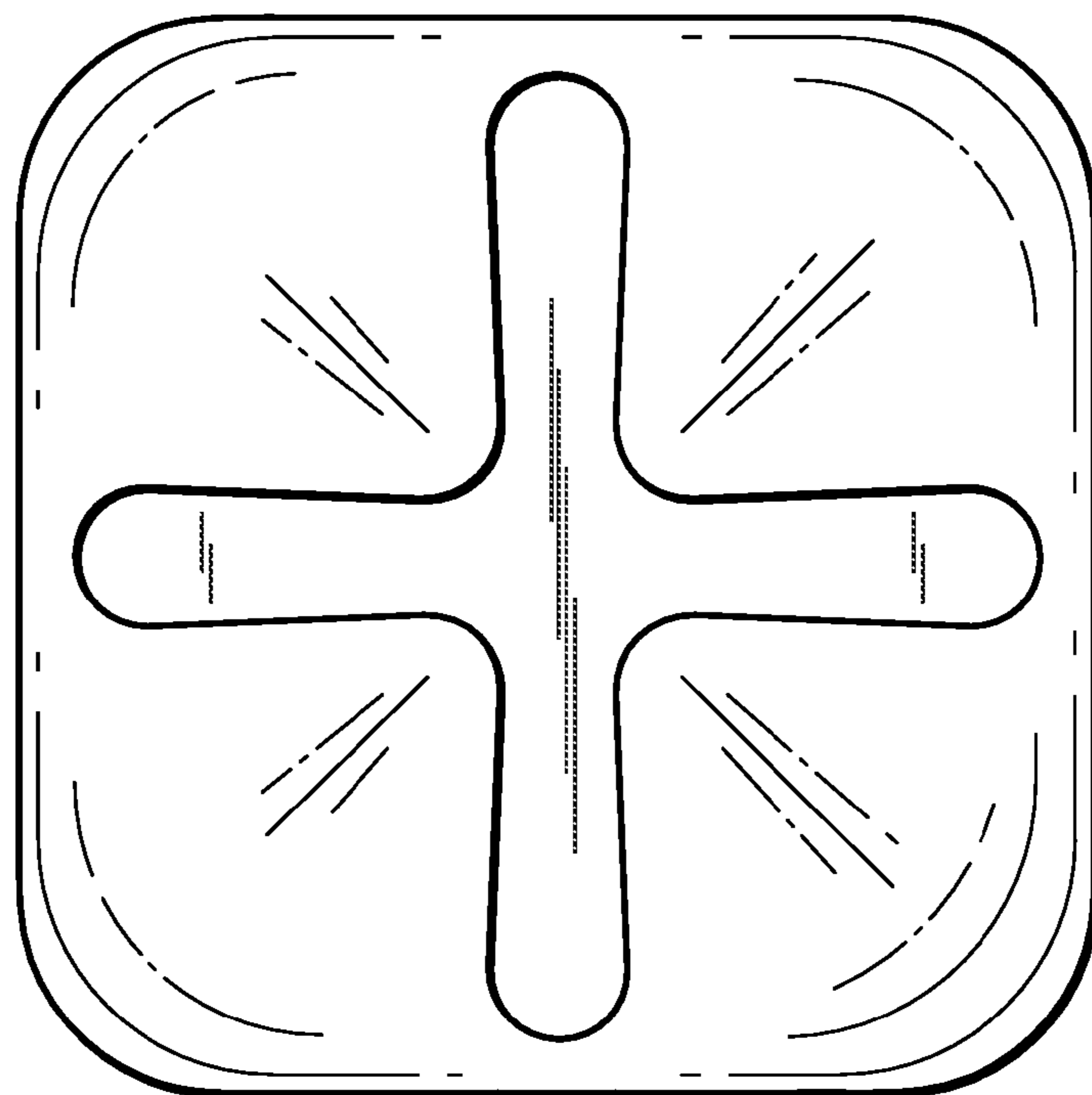


FIG. 2

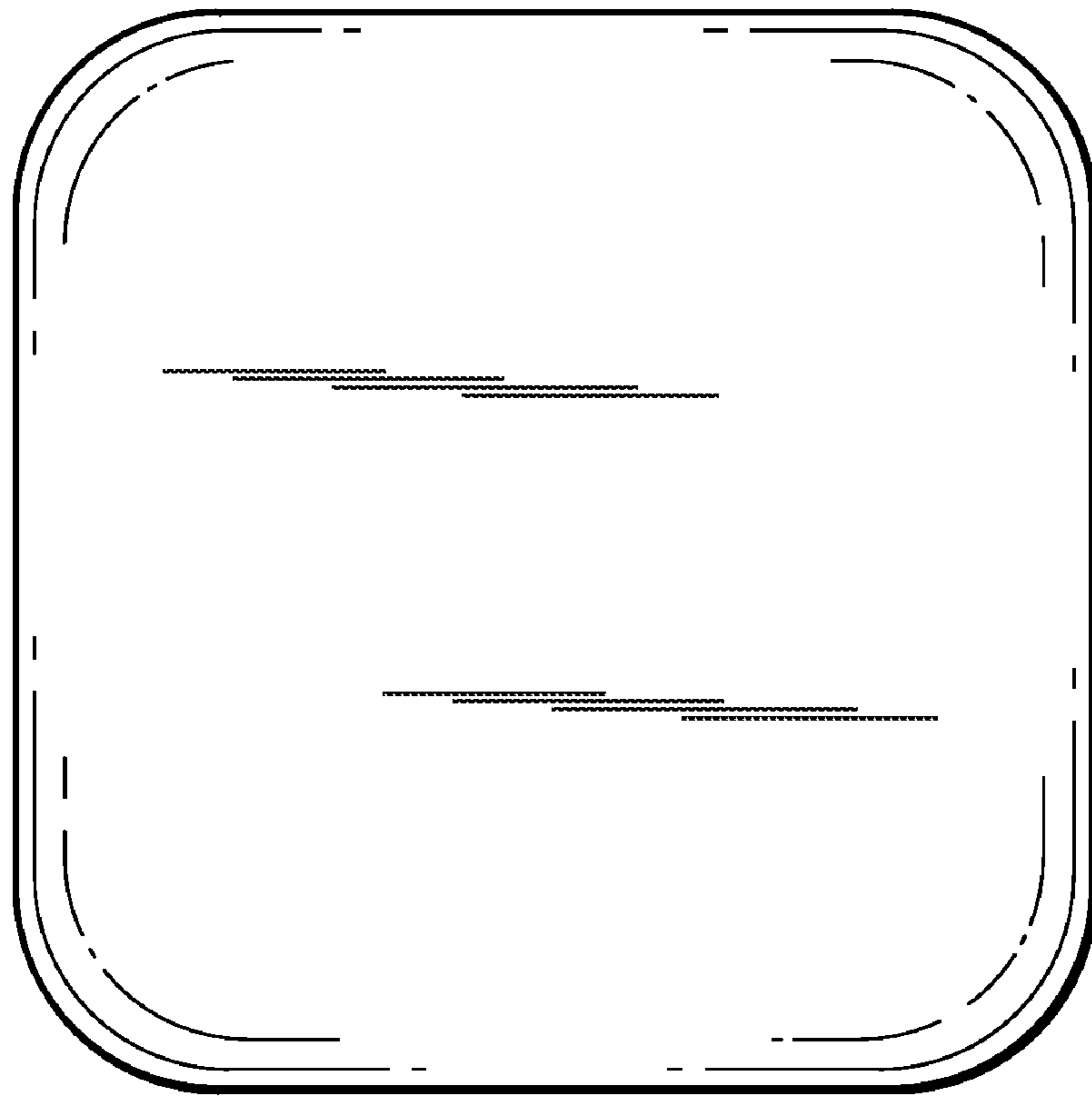


FIG. 3

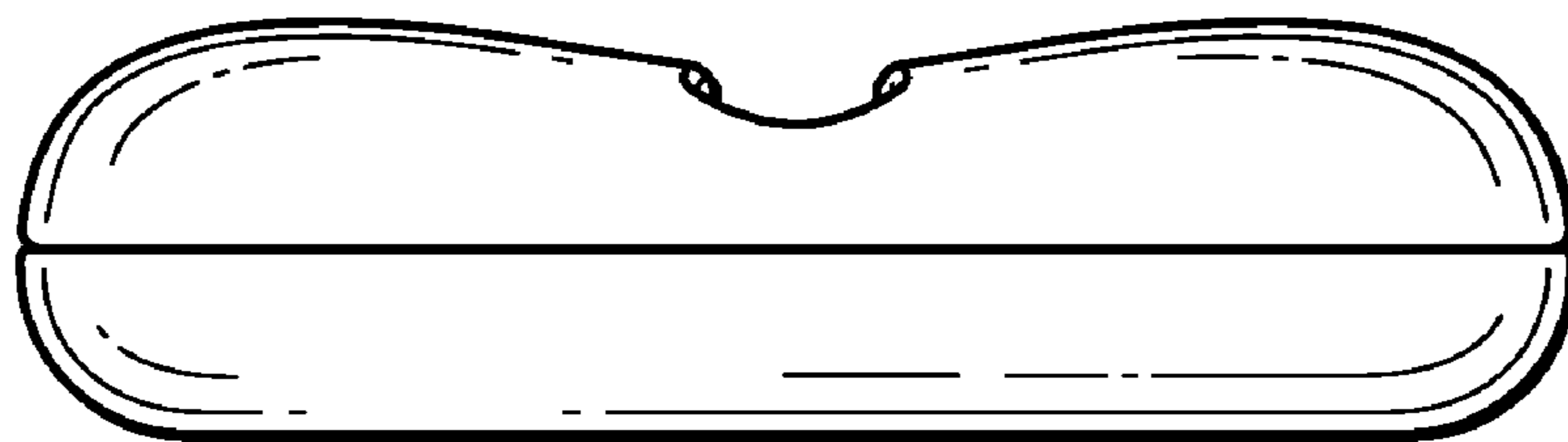


FIG. 4