



US00D555729S

(12) **United States Design Patent**
Lin

(10) **Patent No.:** **US D555,729 S**

(45) **Date of Patent:** **** Nov. 20, 2007**

(54) **PEN**

D485,574 S * 1/2004 Keil D19/50
D499,142 S * 11/2004 Morrow D19/50
D499,448 S * 12/2004 Rommel D19/50

(75) Inventor: **Wei Kung Lin**, Tu-cheng (TW)

(73) Assignee: **Dong Guan Szu Mao Stationery Gift Co., Ltd.**, Guang Dong Province (CN)

* cited by examiner

Primary Examiner—Elizabeth A. Albert

(**) Term: **14 Years**

(74) *Attorney, Agent, or Firm*—Troxell Law Office, PLLC

(21) Appl. No.: **29/252,215**

(57) **CLAIM**

(22) Filed: **Jan. 20, 2006**

The ornamental design for a pen, as shown and described.

(51) **LOC (8) Cl.** **19-06**

(52) **U.S. Cl.** **D19/50**

(58) **Field of Classification Search** D19/36,
D19/37, 41–51, 53–57; 24/11 R, 11 F, 11 P;
401/52, 99, 100, 104, 105, 106, 107, 108,
401/109, 192, 195, 196

See application file for complete search history.

DESCRIPTION

FIG. 1 is a three-dimensional view of a pen showing my new design;

FIG. 2 is the front elevational view thereof;

FIG. 3 is the rear elevational view thereof;

FIG. 4 is the left side elevational view thereof

FIG. 5 is the right side elevational view thereof;

FIG. 6 is the top elevational view thereof; and,

FIG. 7 is the bottom elevational view thereof.

(56) **References Cited**

U.S. PATENT DOCUMENTS

D209,550 S * 12/1967 Arnone D19/54
D343,196 S * 1/1994 Liguori D19/57
D423,049 S * 4/2000 Kohlhase D19/47

1 Claim, 4 Drawing Sheets

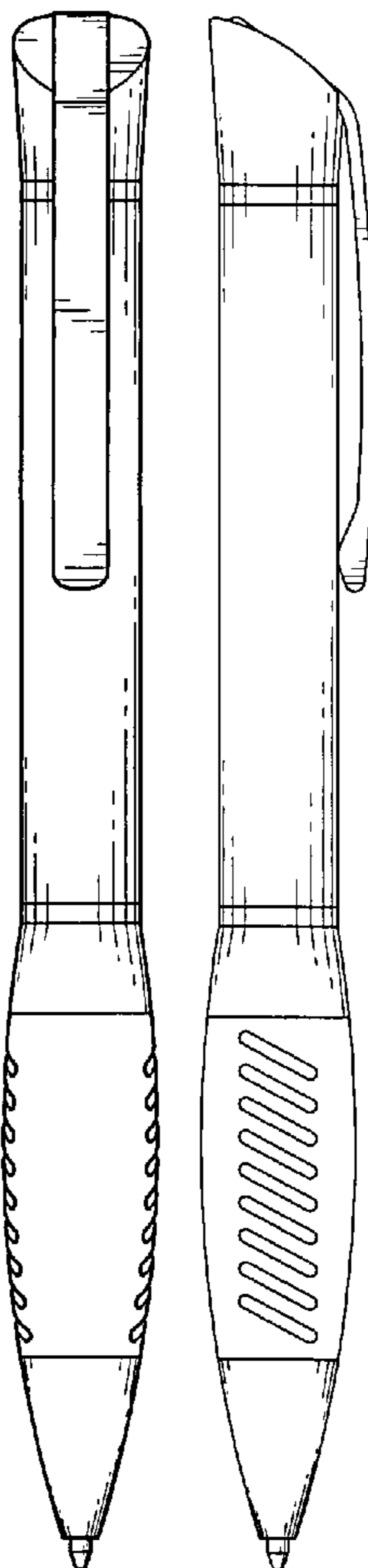




FIG. 1

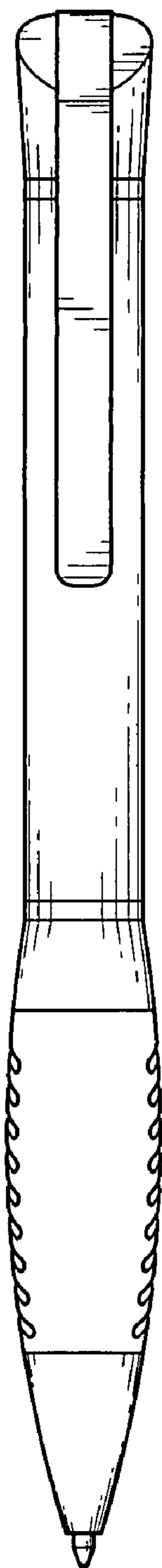


FIG. 2

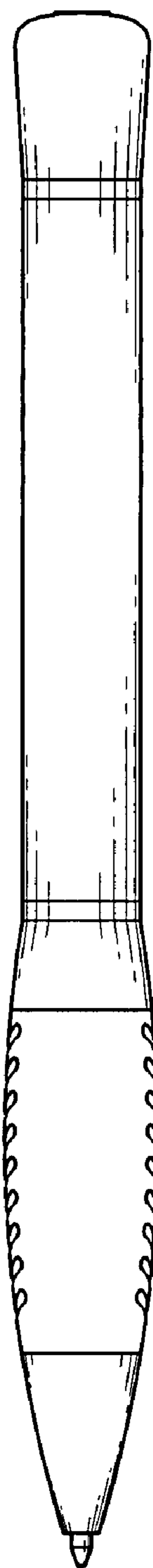


FIG. 3

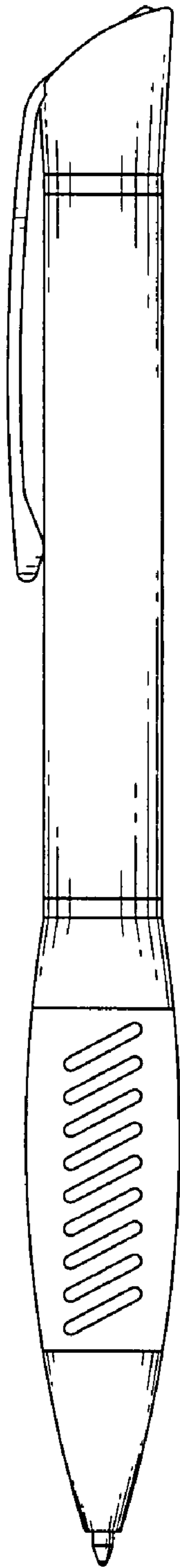


FIG. 4

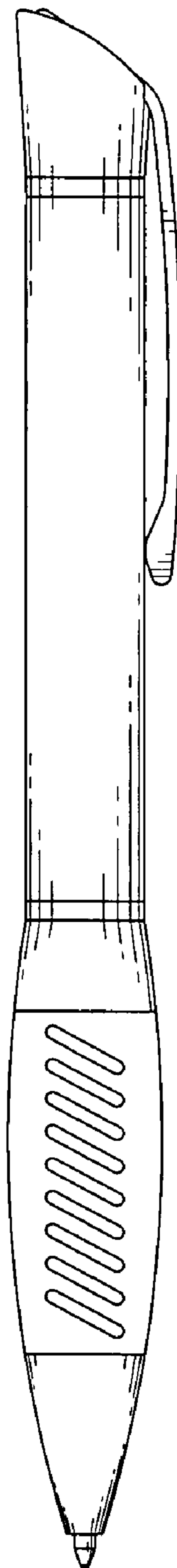


FIG. 5

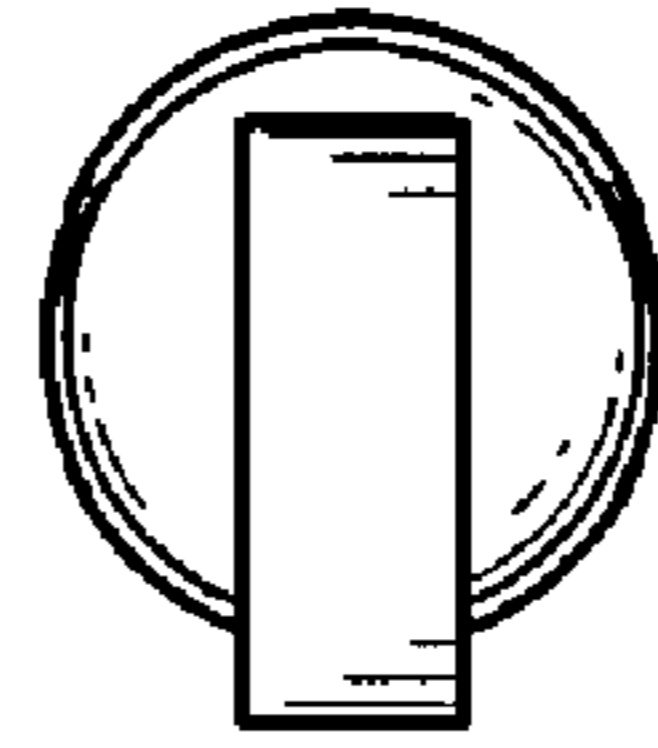


FIG. 6

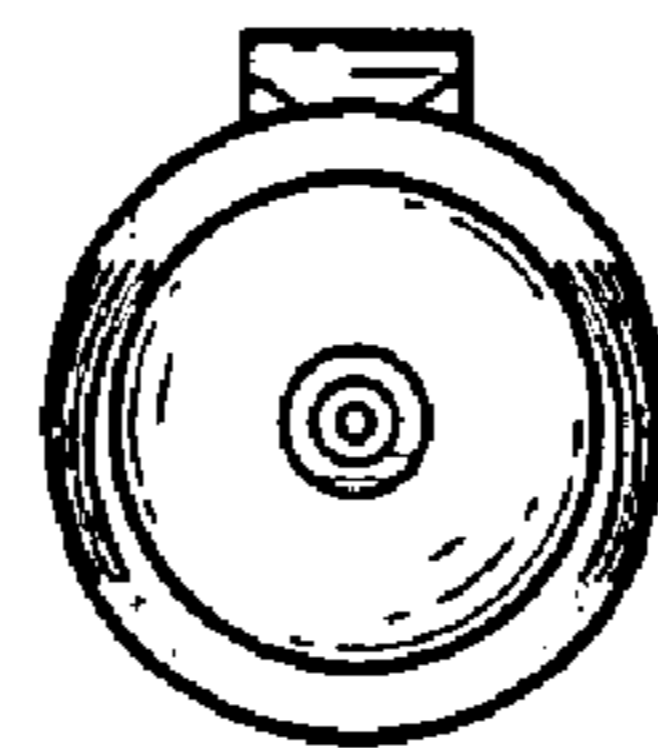


FIG. 7