



US00D555728S

(12) **United States Design Patent**
Satoh

(10) **Patent No.:** **US D555,728 S**

(45) **Date of Patent:** **** Nov. 20, 2007**

(54) **BALLPOINT PEN**

(75) Inventor: **So Satoh**, Tokyo (JP)

(73) Assignee: **Zebra Co., Ltd.**, Tokyo (JP)

(**) Term: **14 Years**

(21) Appl. No.: **29/248,468**

(22) Filed: **Aug. 17, 2006**

(30) **Foreign Application Priority Data**

Feb. 21, 2006 (JP) 2006-003997

(51) **LOC (8) Cl.** **19-06**

(52) **U.S. Cl.** **D19/50**

(58) **Field of Classification Search** D19/35,
D19/36, 41-51, 53-57; 24/11 R, 11 F, 11 P;
401/52, 99, 100, 104, 105, 106, 107, 108,
401/109, 192, 195, 196

See application file for complete search history.

(56) **References Cited**

U.S. PATENT DOCUMENTS

D182,311 S	3/1958	Steinberg	
D324,543 S	3/1992	Poisson	
D366,902 S	* 2/1996	Takahashi D19/51
D397,150 S	8/1998	Izushima	
D401,278 S	* 11/1998	Hu D19/51
D404,070 S	1/1999	Hasegawa	
D404,428 S	1/1999	Takahashi	
D409,241 S	* 5/1999	Melnick D19/36
D411,237 S	* 6/1999	Izushima D19/66
D411,858 S	7/1999	Katami	
D426,572 S	* 6/2000	Salemme et al. D19/47
D433,704 S	11/2000	Kouda	
D435,065 S	12/2000	Nagel	
D438,245 S	2/2001	Hollington et al.	
D438,903 S	3/2001	Rosenbaum	
D443,896 S	6/2001	Briggl et al.	
D445,453 S	7/2001	Hasegawa	
D450,769 S	11/2001	Nishida	
D451,545 S	12/2001	Tsuchikura	

D453,790 S	2/2002	Tsuchikura	
D457,186 S	* 5/2002	Moon D19/43
D461,501 S	8/2002	Nishida	
D462,386 S	* 9/2002	Iwase et al. D19/43
D463,491 S	9/2002	Hwang	
D463,821 S	10/2002	Nishida	
D471,588 S	3/2003	Hu	
D472,577 S	4/2003	Sakuno et al.	
D474,241 S	5/2003	Hasegawa	
D474,810 S	5/2003	Morita	
D479,856 S	* 9/2003	Hui D19/43
D489,088 S	4/2004	Arita et al.	
D494,219 S	* 8/2004	Arita D19/51
D496,688 S	9/2004	Nishida	
D497,643 S	10/2004	Nishida	
D499,137 S	11/2004	Shibata	
D501,881 S	2/2005	Shimizu	
D506,504 S	6/2005	Nakazawa et al.	
D510,104 S	9/2005	Qiu	

(Continued)

FOREIGN PATENT DOCUMENTS

JP 091303612 10/2002

Primary Examiner—Elizabeth A. Albert

(74) *Attorney, Agent, or Firm*—Senniger Powers

(57) **CLAIM**

The ornamental design for a ballpoint pen, as shown and described.

DESCRIPTION

FIG. 1 is a Perspective View of a ballpoint pen of the present invention;

FIG. 2 is a Front Elevation View thereof;

FIG. 3 is a Rear Elevation View thereof;

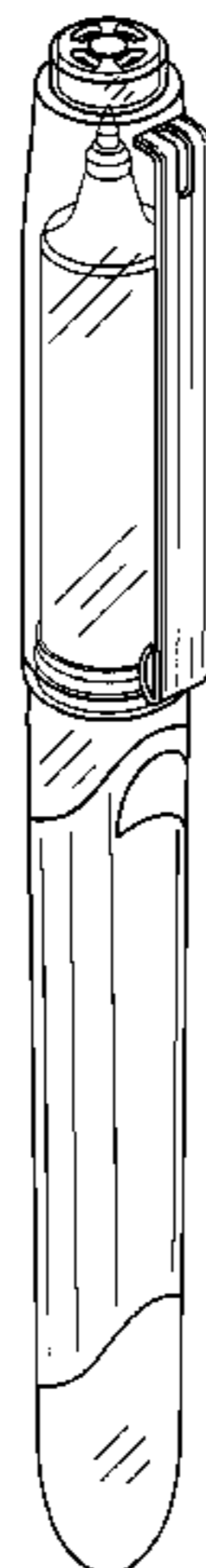
FIG. 4 is a Left Side View thereof;

FIG. 5 is a Right side View thereof;

FIG. 6 is a Top Plan View thereof; and,

FIG. 7 is a Bottom Plan View thereof.

1 Claim, 4 Drawing Sheets



US D555,728 S

Page 2

U.S. PATENT DOCUMENTS

D512,458 S 12/2005 Shiina
D525,302 S 7/2006 Togawa
7,083,352 B2 8/2006 Ando et al.

D527,765 S 9/2006 Togawa
D533,591 S 12/2006 Togawa
D534,586 S 1/2007 Togawa

* cited by examiner

FIG. 1

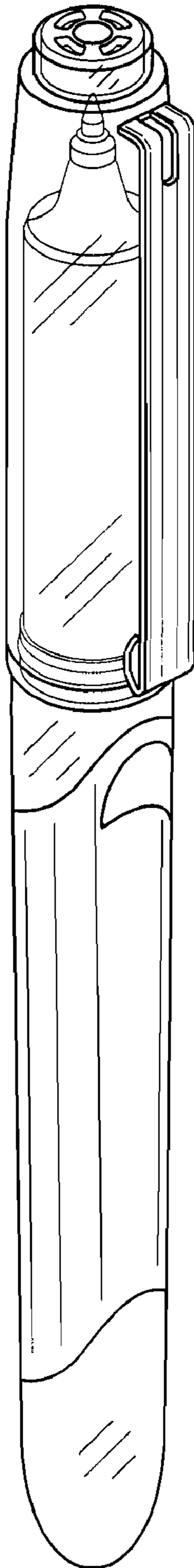


FIG. 2

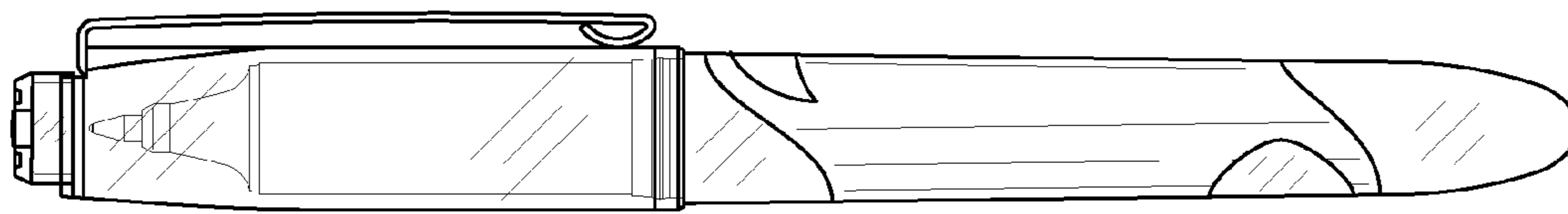


FIG. 3

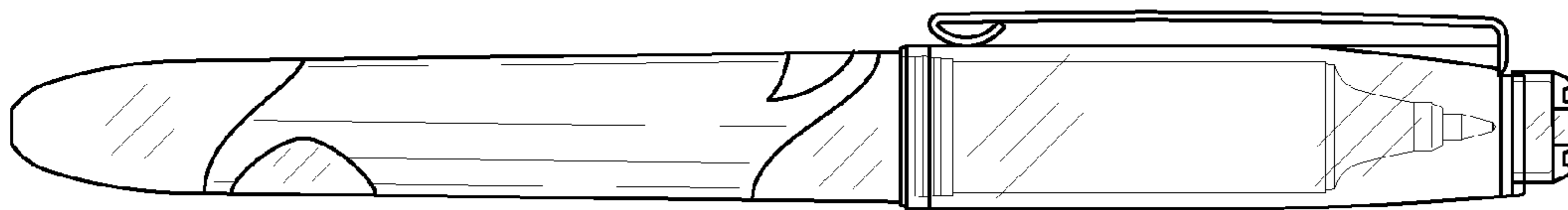


FIG. 4

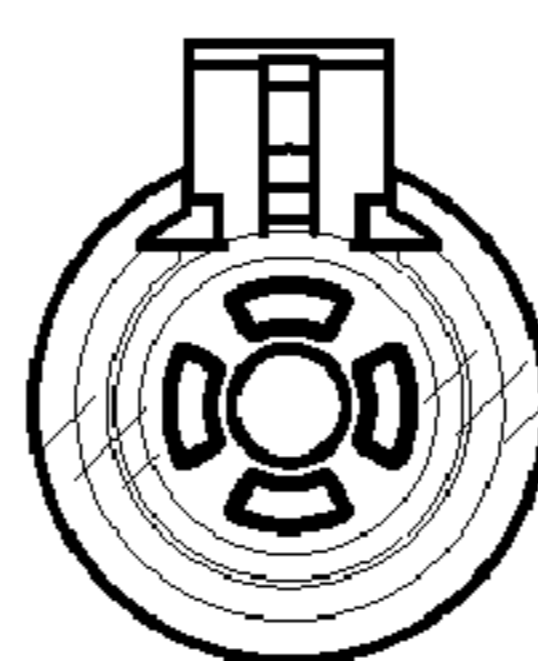


FIG. 5



FIG. 6

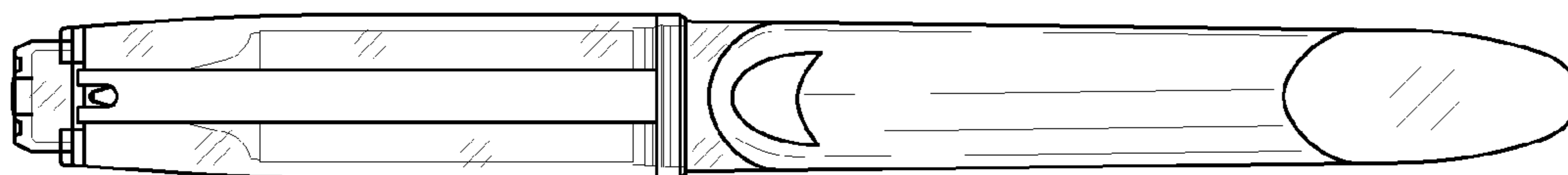


FIG. 7

