



US00D555704S

(12) **United States Design Patent** (10) **Patent No.:** **US D555,704 S**  
**Kuo** (45) **Date of Patent:** **\*\* Nov. 20, 2007**

(54) **EYEGLASS**

(76) **Inventor:** **Hui-Chuan Kuo**, No. 156, Tung-Hsing Rd., Kuan-Miao Hsiang, Tainan Hsien (TW)

(\*\*) **Term:** **14 Years**

(21) **Appl. No.:** **29/221,819**

(22) **Filed:** **Jan. 19, 2005**

(51) **LOC (8) Cl.** ..... **16-06**

(52) **U.S. Cl.** ..... **D16/320; D16/315; D16/323; D16/338**

(58) **Field of Classification Search** ..... D16/300, D16/313-316, 319-321, 322-323, 325-327, D16/329, 335, 338; D24/110.2; D29/108-110; 2/426, 428-430, 432, 434, 436-437, 441, 2/447; 351/41, 43-44, 51-52, 61-62, 103, 351/111, 114-119, 122-123, 158  
See application file for complete search history.

(56) **References Cited**

**U.S. PATENT DOCUMENTS**

D116,258 S *	8/1939	Cook	.....	D16/320
D116,259 S *	8/1939	Cook	.....	D16/320
3,179,950 A *	4/1965	Gross et al.	.....	351/52
6,196,676 B1 *	3/2001	Tabacchi	.....	351/41
6,196,681 B1 *	3/2001	Canavan	.....	351/106
6,517,202 B2 *	2/2003	Huang	.....	351/103
D477,623 S *	7/2003	Thixton et al.	.....	D16/326
D483,054 S *	12/2003	Chou	.....	D16/330
D485,571 S *	1/2004	Teng	.....	D16/315

D502,494 S *	3/2005	Yang	.....	D16/315
D503,948 S *	4/2005	Lane	.....	D16/315
D524,354 S *	7/2006	Yang	.....	D16/326
2004/0141147 A1 *	7/2004	Cyr	.....	351/41

**OTHER PUBLICATIONS**

No. N7302 from Sun Sight Glasses Co., Ltd.'s 2006 web page. Downloaded Dec. 12, 2006 at <http://www.sunsightglasses.com/>.\*

\* cited by examiner

*Primary Examiner*—Philip S. Hyder

*Assistant Examiner*—RoseLynne (Ulm) Cody

(74) *Attorney, Agent, or Firm*—MacPherson Kwok Chen & Heid LLP

(57) **CLAIM**

The ornamental design for eyeglass, as shown and described.

**DESCRIPTION**

FIG. 1 is a perspective view of eyeglass showing my new design;

FIG. 2 is a front elevational view thereof;

FIG. 3 is a rear elevational view thereof;

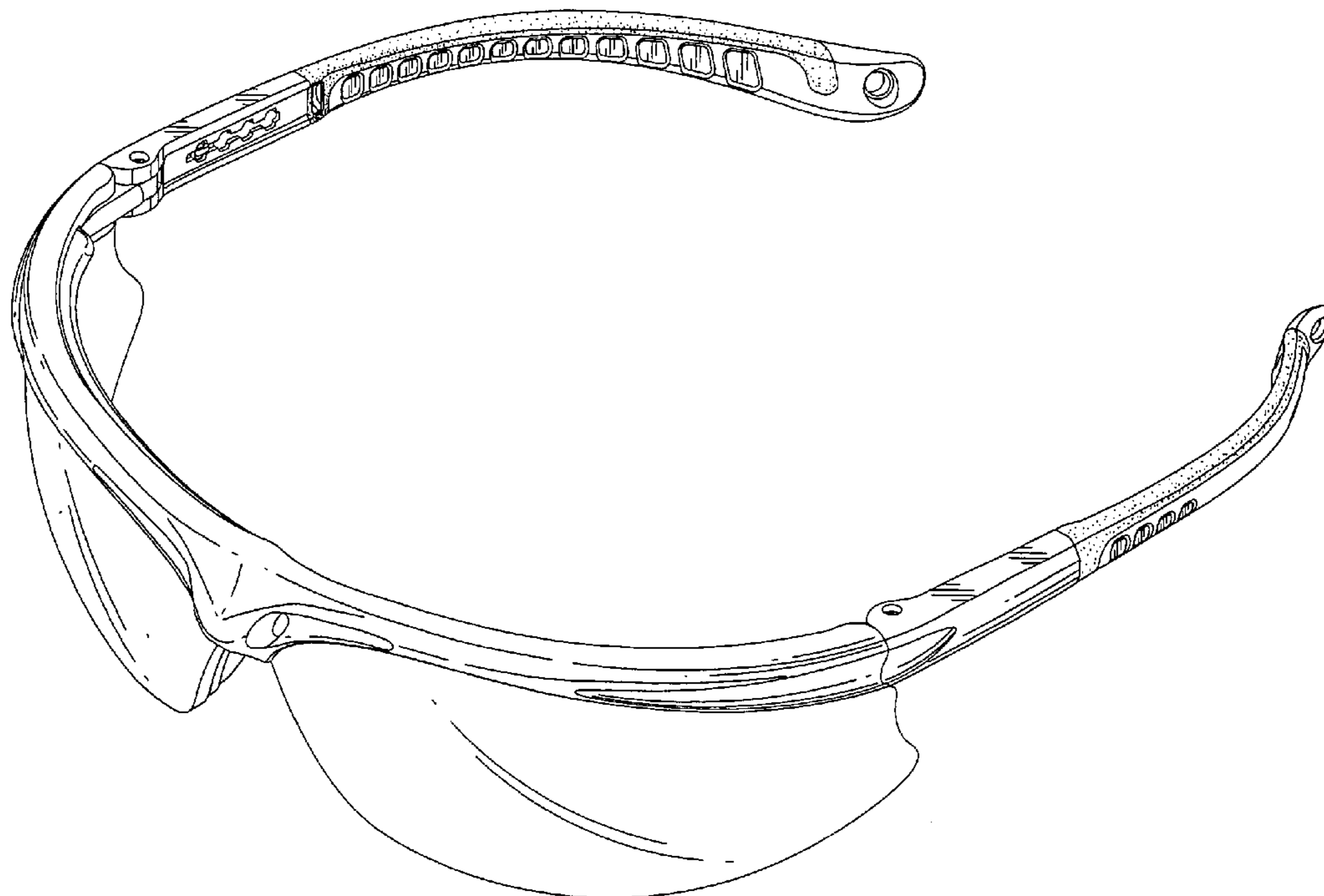
FIG. 4 is a left side elevational view thereof;

FIG. 5 is a right side elevational view thereof;

FIG. 6 is a top plan view thereof; and,

FIG. 7 is a bottom plan view thereof.

**1 Claim, 5 Drawing Sheets**



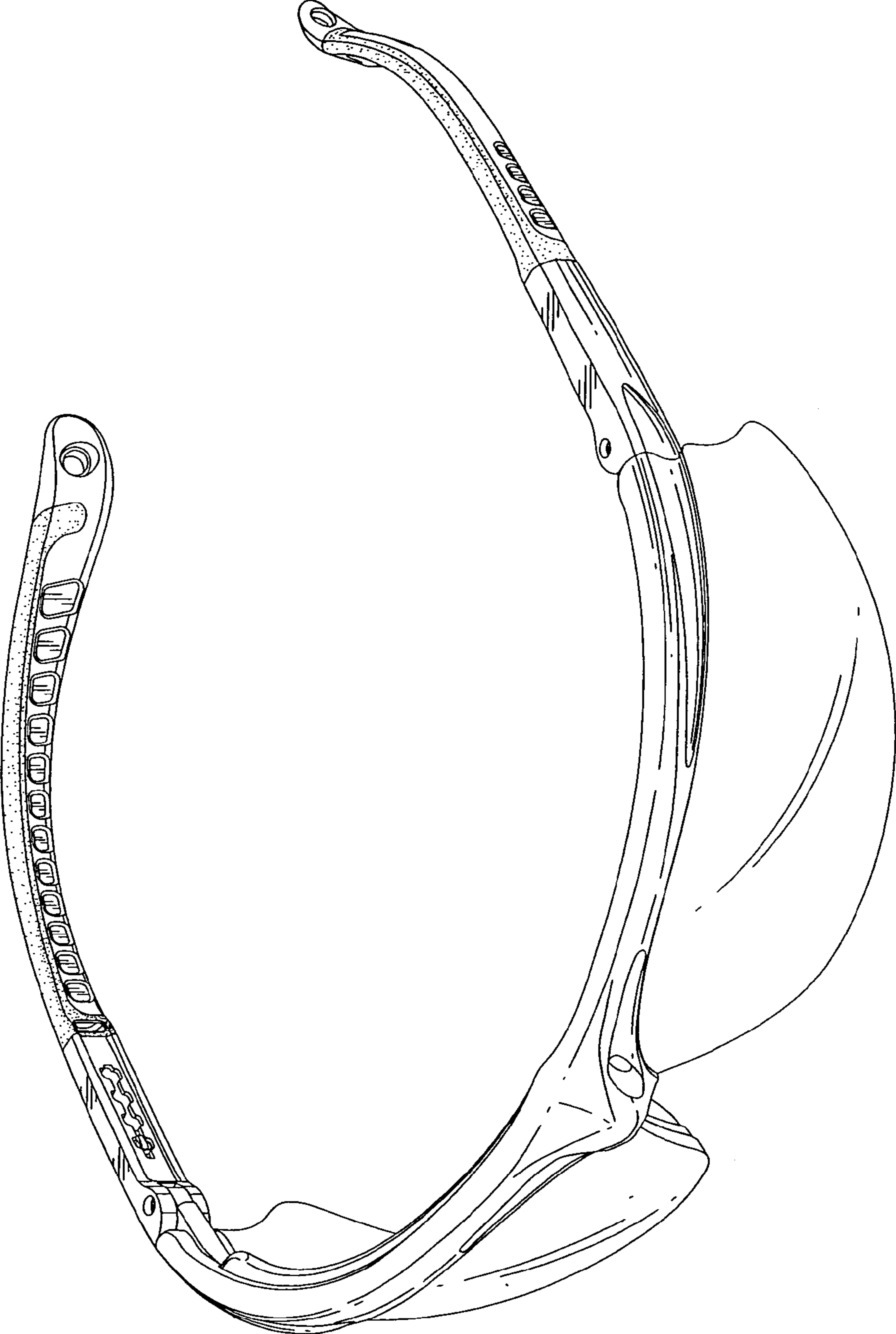


FIG. 1

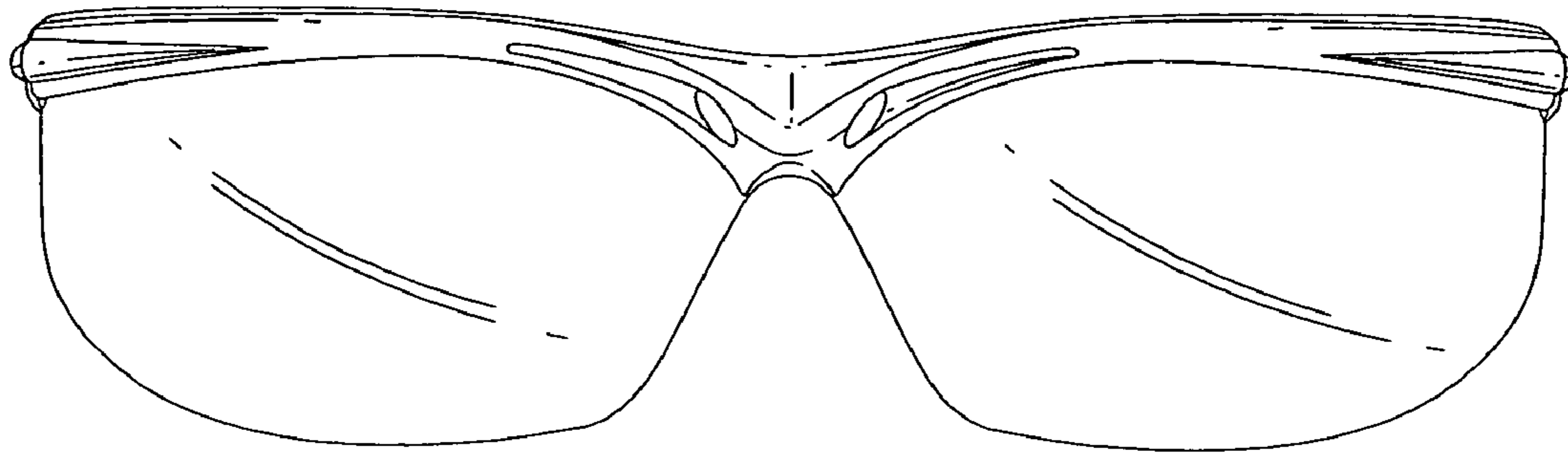


FIG. 2

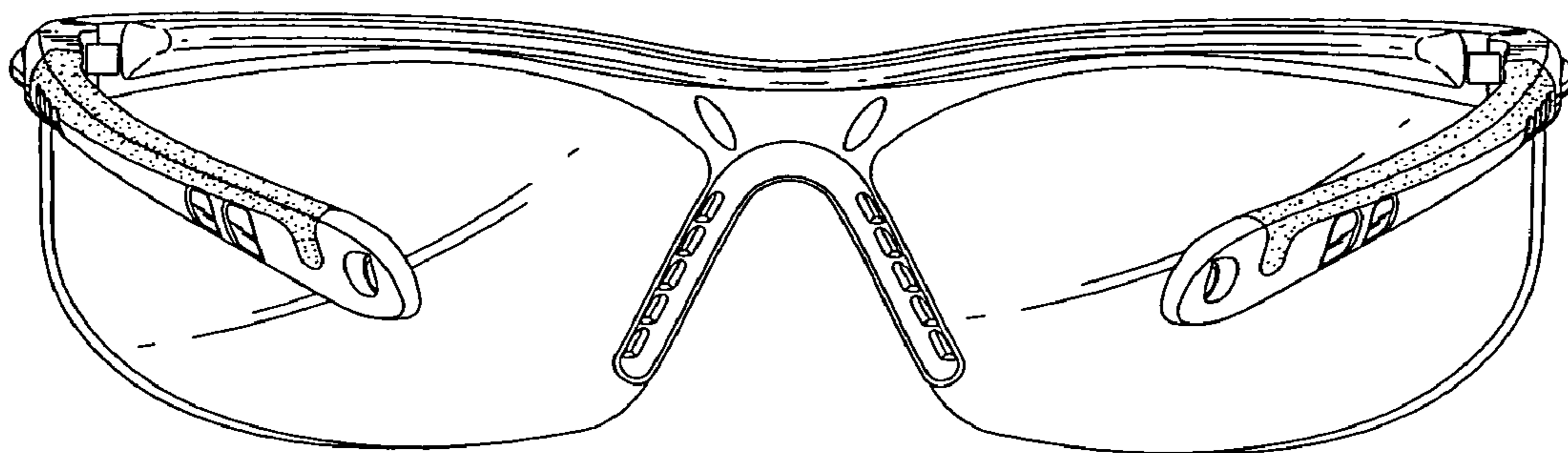


FIG. 3

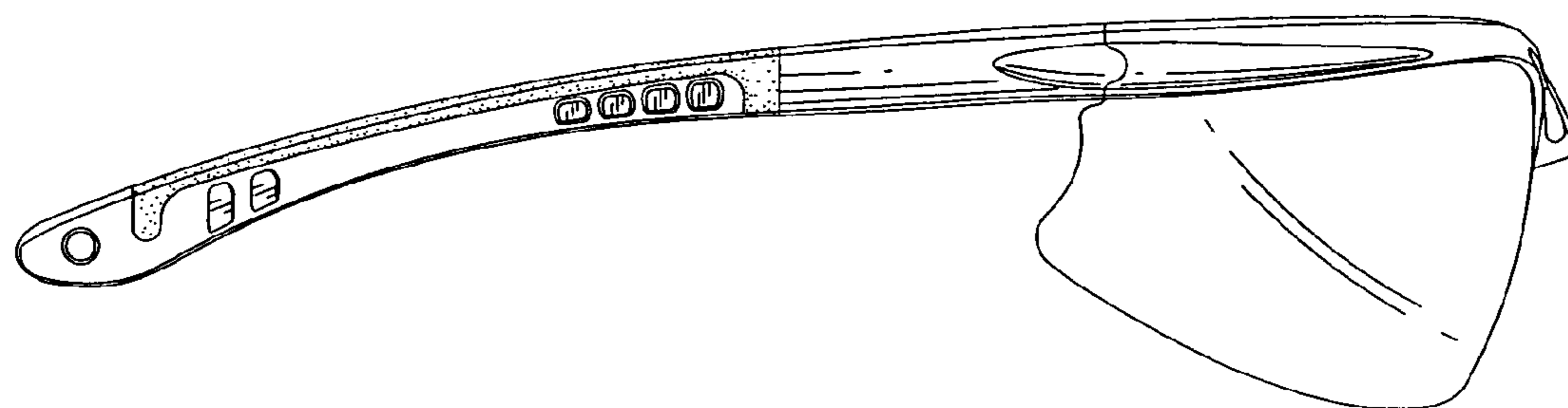


FIG. 4

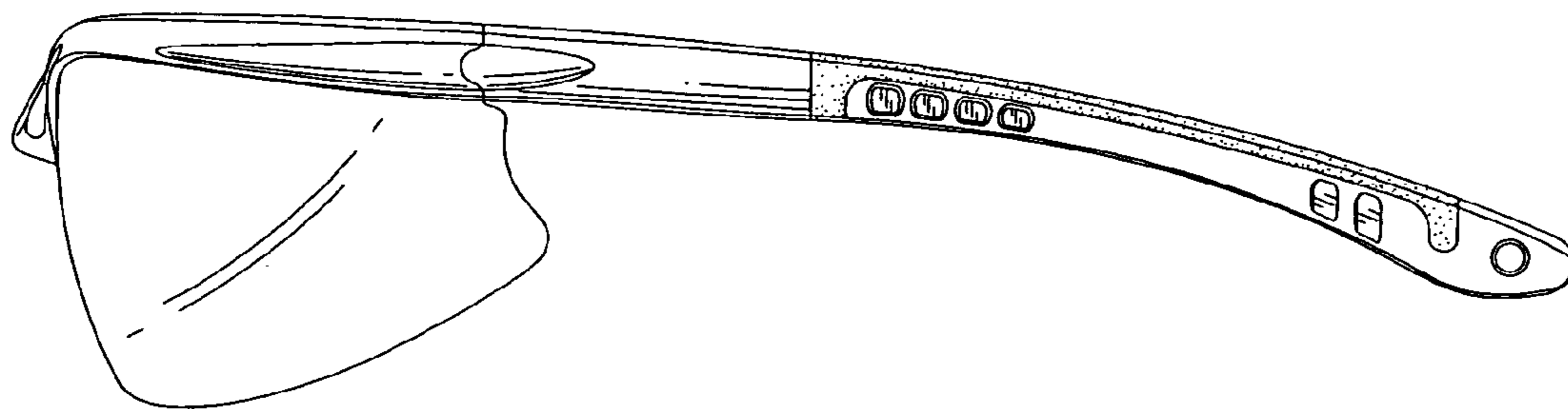


FIG. 5

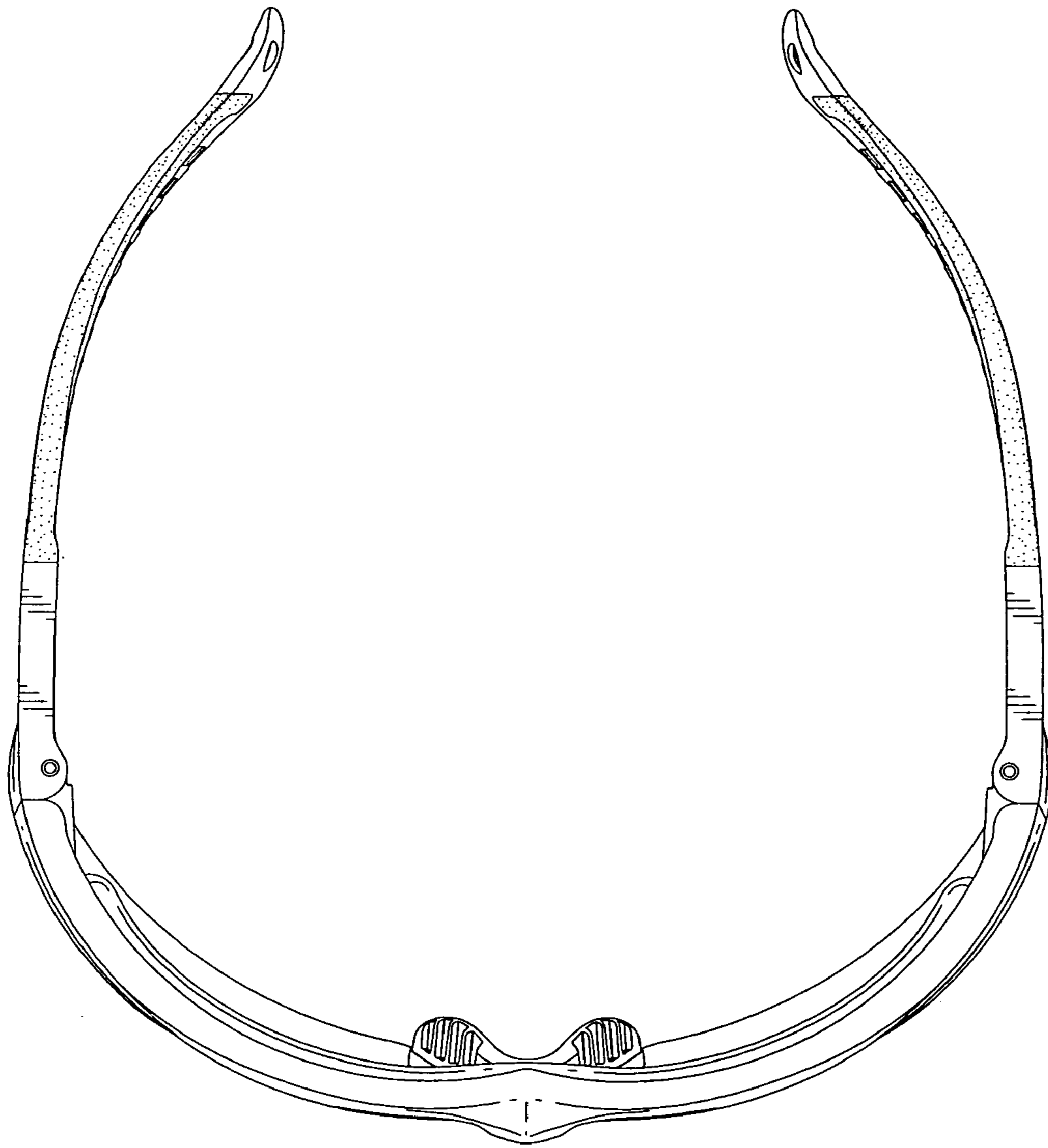


FIG. 6

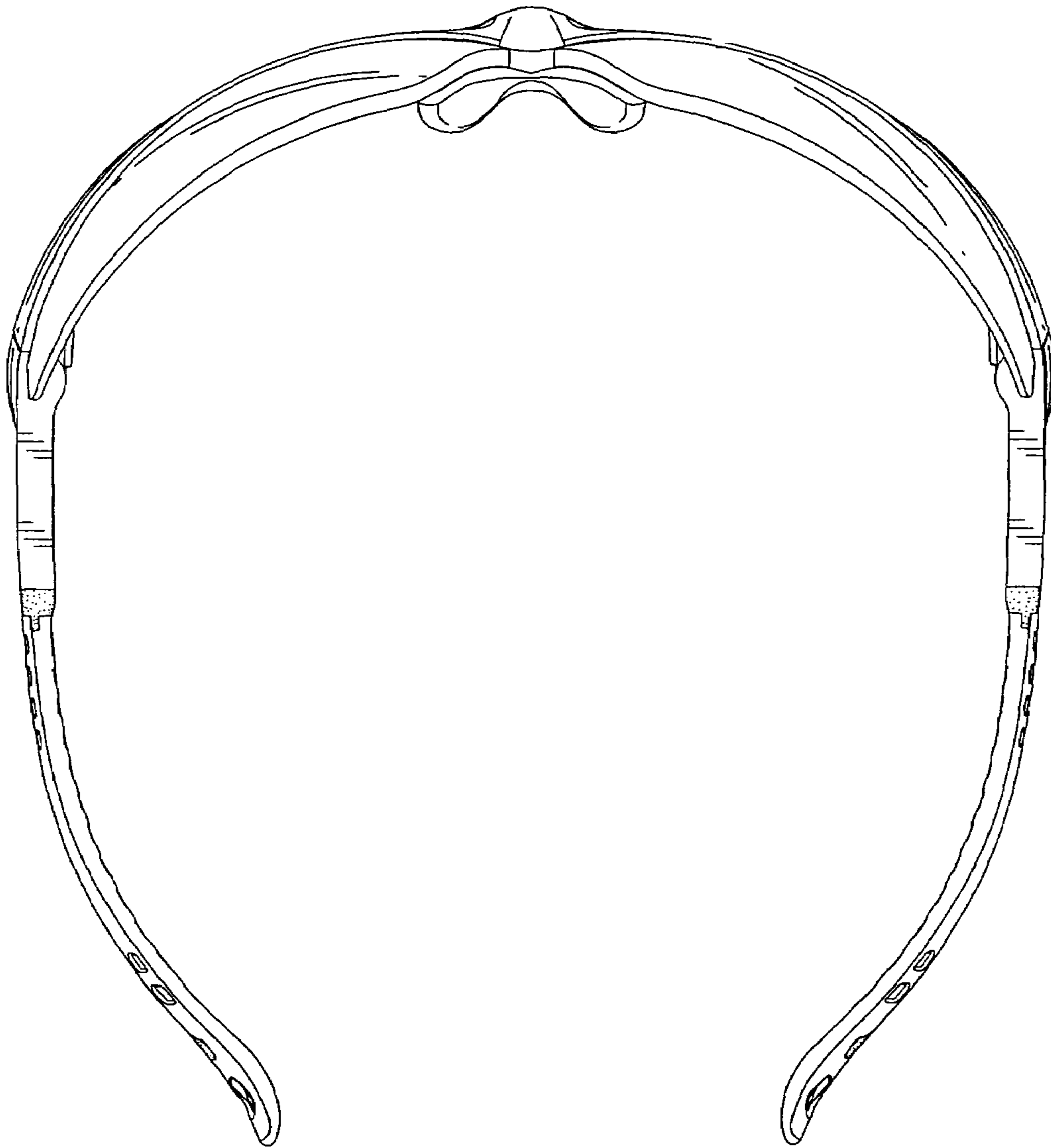


FIG. 7