



US00D555679S

(12) **United States Design Patent**  
**Young**

(10) **Patent No.:** **US D555,679 S**

(45) **Date of Patent:** **\*\* Nov. 20, 2007**

(54) **HAMMERMILL HAMMER**

(75) Inventor: **Roger T. Young**, Prophetstown, IL (US)

(73) Assignee: **Genesis III, Inc.**, Prophetstown, IL (US)

(\*\*) Term: **14 Years**

(21) Appl. No.: **29/264,152**

(22) Filed: **Aug. 4, 2006**

**Related U.S. Application Data**

(63) Continuation of application No. 29/231,840, filed on Jun. 11, 2005.

(51) **LOC (8) Cl.** ..... **15-09**

(52) **U.S. Cl.** ..... **D15/123**

(58) **Field of Classification Search** ..... D15/123,  
D15/124; 241/73, 74, 189.1, 193-197, 294,  
241/300

See application file for complete search history.

(56) **References Cited**

**U.S. PATENT DOCUMENTS**

1,678,723 A \* 7/1928 Clement ..... 241/197

2,183,880 A *	12/1939	Brooks	.....	241/197
2,186,047 A *	1/1940	Stine	.....	241/197
2,404,775 A *	7/1946	Ehmann	.....	241/197
2,716,526 A *	8/1955	Baker	.....	241/197
3,549,095 A *	12/1970	Ratkowski	.....	241/197
7,140,569 B2 *	11/2006	Young	.....	241/197
2007/0023554 A1 *	2/2007	Young	.....	241/197

\* cited by examiner

*Primary Examiner*—Antoine D. Davis

*Assistant Examiner*—Patricia Palasik

(74) *Attorney, Agent, or Firm*—Law Office of Jay R. Hamilton, PLC

(57) **CLAIM**

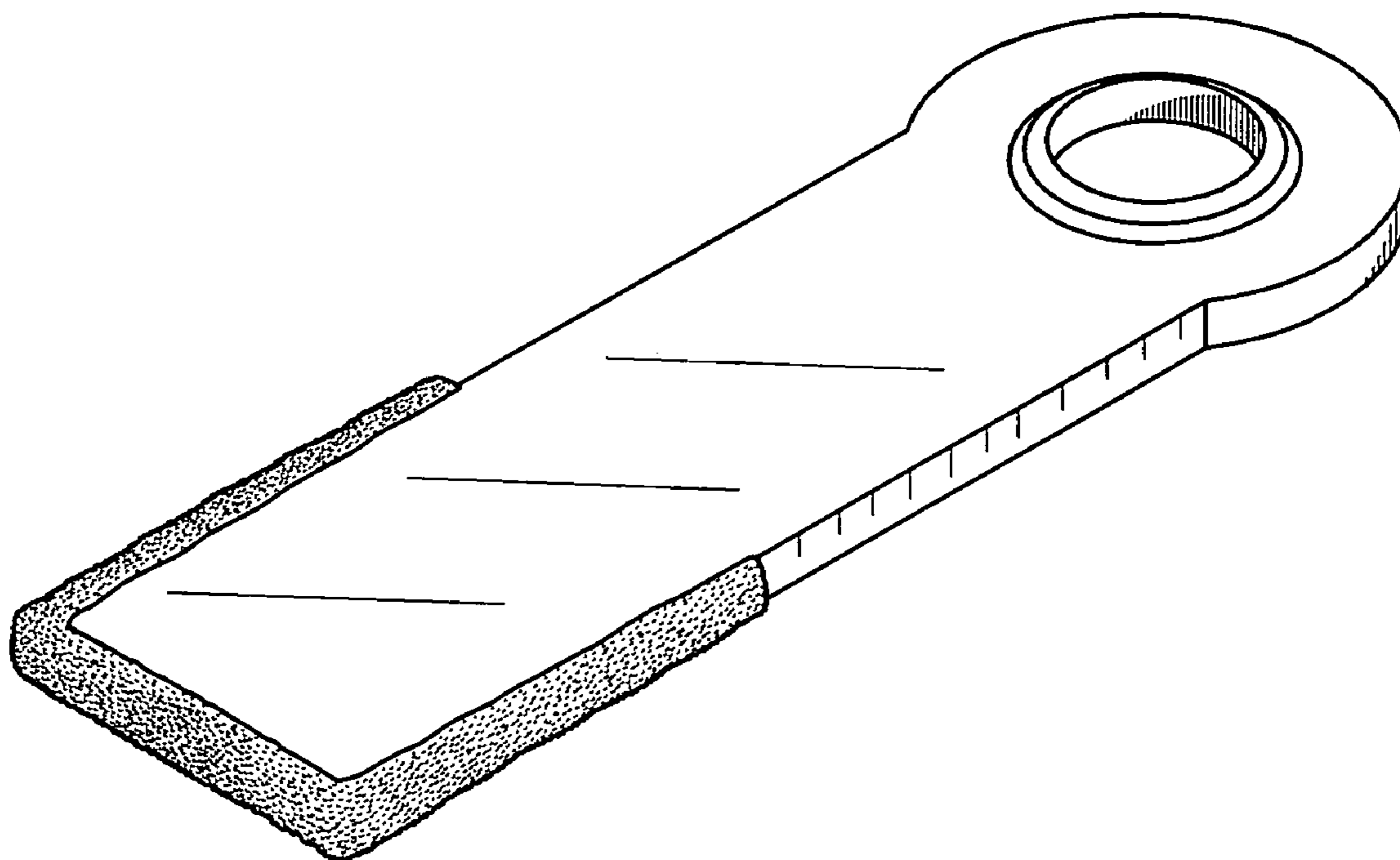
The ornamental design for a hammermill hammer, as shown and described.

**DESCRIPTION**

FIG. 1 is perspective view of a hammermill hammer according to an embodiment of the invention; and,

FIG. 2 is a side view of a hammermill hammer according to an embodiment of the invention.

**1 Claim, 2 Drawing Sheets**



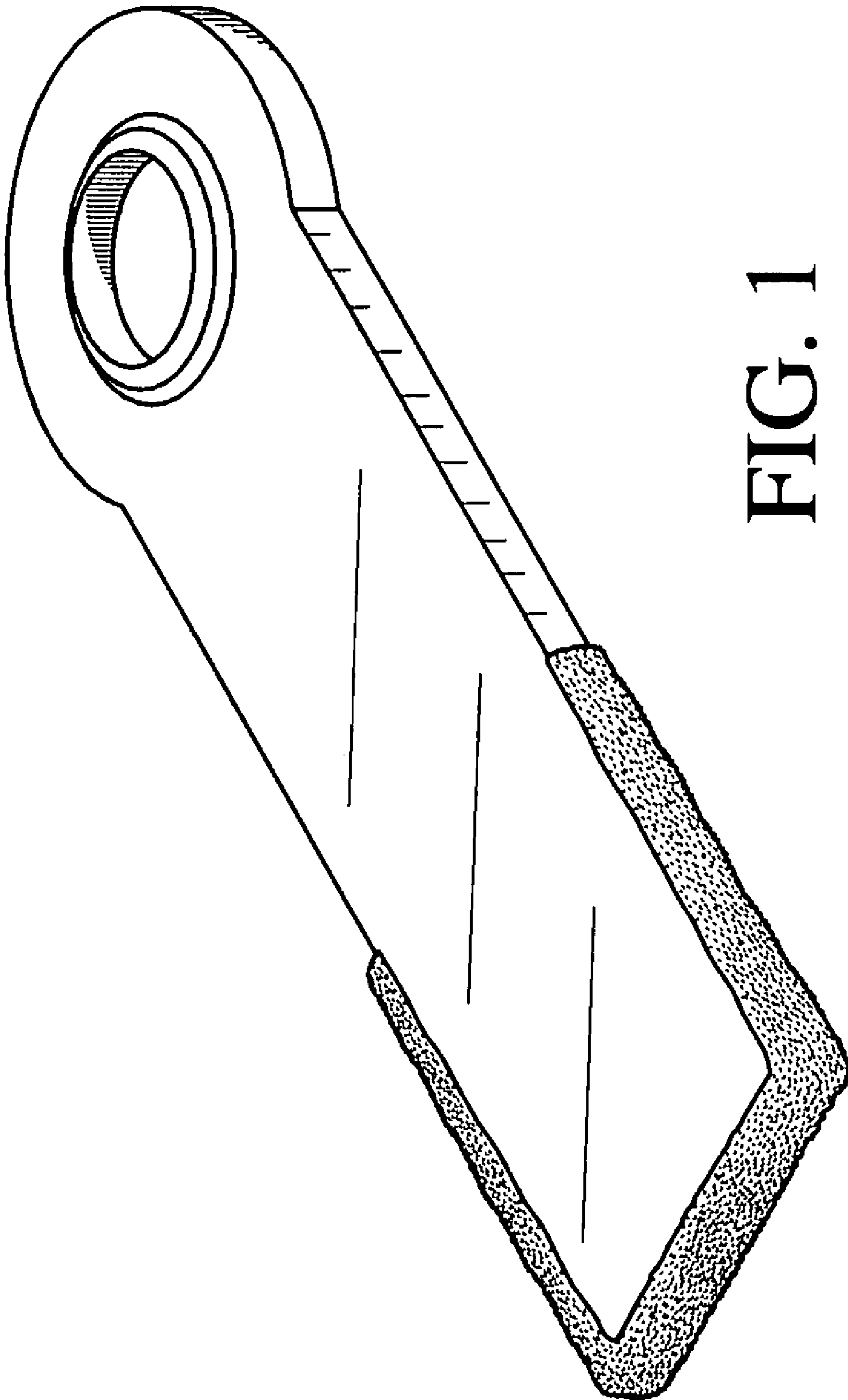


FIG. 1

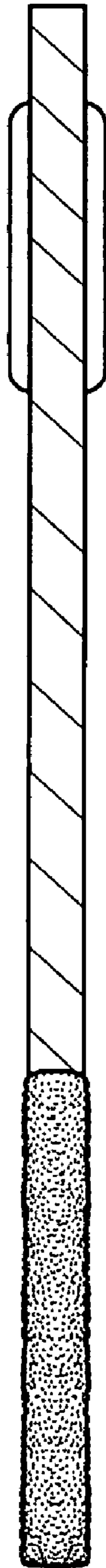


FIG. 2