



US00D555674S

(12) **United States Design Patent**
Kuwae

(10) **Patent No.:** **US D555,674 S**

(45) **Date of Patent:** **** Nov. 20, 2007**

(54) **TRACTOR**

(75) Inventor: **Junta Kuwae, Sakai (JP)**

(73) Assignee: **Kubota Corporation, Osaka (JP)**

(**) Term: **14 Years**

(21) Appl. No.: **29/266,358**

(22) Filed: **Sep. 19, 2006**

(30) **Foreign Application Priority Data**

Jul. 5, 2006 (JP) D2006-017719

(51) **LOC (8) Cl.** **12-09**

(52) **U.S. Cl.** **D15/23**

(58) **Field of Classification Search** D15/10,
D15/14, 15, 22-26, 33; 180/900, 89.1, 291,
180/89.12; 56/202, 255, 294, 320.1, 320.2,
56/10.1, 14.7, 16.7

See application file for complete search history.

(56) **References Cited**

U.S. PATENT DOCUMENTS

D247,624 S *	3/1978	Emundts et al.	D15/23
D256,017 S *	7/1980	Emundts et al.	D15/23
D274,524 S *	7/1984	Koval et al.	D15/23
4,506,756 A *	3/1985	Bergous	180/291
D329,435 S *	9/1992	Katoh et al.	D15/23
D355,423 S *	2/1995	Woods et al.	D15/23
D387,068 S *	12/1997	Kato et al.	D15/23
D391,581 S *	3/1998	Kato et al.	D15/23
D439,586 S *	3/2001	Moehle et al.	D15/33
D440,234 S *	4/2001	Katoh et al.	D15/23
D498,245 S *	11/2004	Kuwae et al.	D15/23

D515,105 S *	2/2006	Wang et al.	D15/22
D519,130 S *	4/2006	Higashikawa et al.	D15/23
D519,131 S *	4/2006	Kuwae et al.	D15/23
D527,026 S *	8/2006	Kuwae et al.	D15/23

* cited by examiner

Primary Examiner—Stella Reid

Assistant Examiner—Mark Goodwin

(74) *Attorney, Agent, or Firm*—The Webb Law Firm

(57) **CLAIM**

The ornamental design for a tractor, as shown and described.

DESCRIPTION

FIG. 1 is a front view of a tractor showing my new design;

FIG. 2 is a rear view thereof;

FIG. 3 is a reduced left side view thereof;

FIG. 4 is a reduced right side view thereof;

FIG. 5 is a reduced top plan view thereof;

FIG. 6 is a reduced right front perspective view thereof;

FIG. 7 is a reduced left rear perspective view thereof;

FIG. 8 is an enlarged front view thereof showing a portion of the tractor;

FIG. 9 is an enlarged right side view thereof showing a portion of the tractor;

FIG. 10 is an enlarged front left perspective view thereof showing a portion of the tractor; and,

FIG. 11 is an enlarged front right perspective view thereof showing a portion of the tractor.

1 Claim, 11 Drawing Sheets





Fig. 1




Fig. 2




Fig. 3




Fig. 4



Fig. 5



Fig. 6



Fig. 7



Fig. 8



Fig. 9



Fig. 10



Fig. 11