



US00D555628S

(12) **United States Design Patent**
Kim et al.

(10) **Patent No.:** **US D555,628 S**

(45) **Date of Patent:** **** Nov. 20, 2007**

(54) **PORTABLE PHONE**

2005/0119031 A1* 6/2005 Spalink et al. 455/566

(75) Inventors: **Young-Sae Kim**, Palo Alto, CA (US);
Chi-Young Ahn, Seoul (KR);
Young-Ju Yeo, Seoul (KR);
Chang-Hwan Hwang, Goyang-Si (KR)

OTHER PUBLICATIONS

NEC N100, announced 3Q 2004 (online), retrieved Jun. 20, 2007
from Internet URL www.gsmarena.com.*

* cited by examiner

(73) Assignee: **Samsung Electronics Co., Ltd.**,
Suwon-Si (KR)

Primary Examiner—Terry A Wallace

(74) *Attorney, Agent, or Firm*—Staas & Halsey LLP

(**) Term: **14 Years**

(57) **CLAIM**

(21) Appl. No.: **29/270,038**

The ornamental design for the portable phone, as shown and
described.

(22) Filed: **Dec. 14, 2006**

DESCRIPTION

(30) **Foreign Application Priority Data**

Jul. 25, 2006 (KR) 30-2006-0031267

(51) **LOC (8) Cl.** **14-03**

(52) **U.S. Cl.** **D14/138**

(58) **Field of Classification Search** D14/137,
D14/138, 144, 147, 148, 247, 248, 341–347,
D14/496; D21/329, 331, 333; 455/550.1–90.3
See application file for complete search history.

FIG. 1 is a perspective view of a portable phone;
FIG. 2 is a front view of the portable phone of FIG. 1;
FIG. 3 is a rear view of the portable phone of FIG. 1;
FIG. 4 is a left-side view of the portable phone of FIG. 1;
FIG. 5 is a right-side view of the portable phone of FIG. 1;
FIG. 6 is a top plan view of the portable phone of FIG. 1;
FIG. 7 is a bottom plan view of the portable phone of FIG. 1;

(56) **References Cited**

U.S. PATENT DOCUMENTS

D485,819 S * 1/2004 Ahlgren D14/138
D492,657 S * 7/2004 Jensfelt D14/138
D495,309 S * 8/2004 Hsieh D14/138
D502,455 S * 3/2005 Brandis et al. D14/138
D504,879 S * 5/2005 Moss D14/138
2005/0009581 A1* 1/2005 Im et al. 455/575.4

FIG. 8 is an open front view of the portable phone of FIG. 1 rotated 180 degrees; and,

FIG. 9 is a front view of the portable phone of FIG. 1 thereof showing that it can be used as a necklace.

The broken lines are for illustrative purposes only and form no part of the claimed design.

1 Claim, 6 Drawing Sheets




FIG. 1

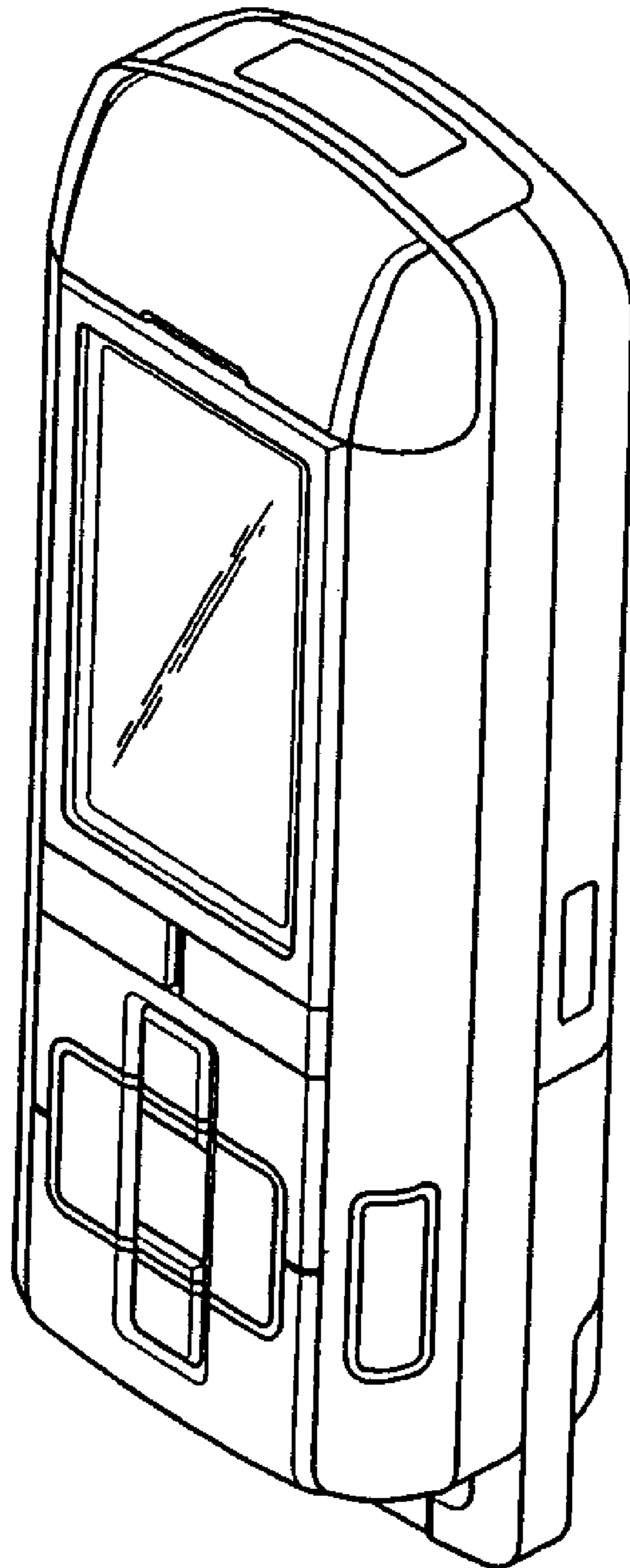


FIG. 2

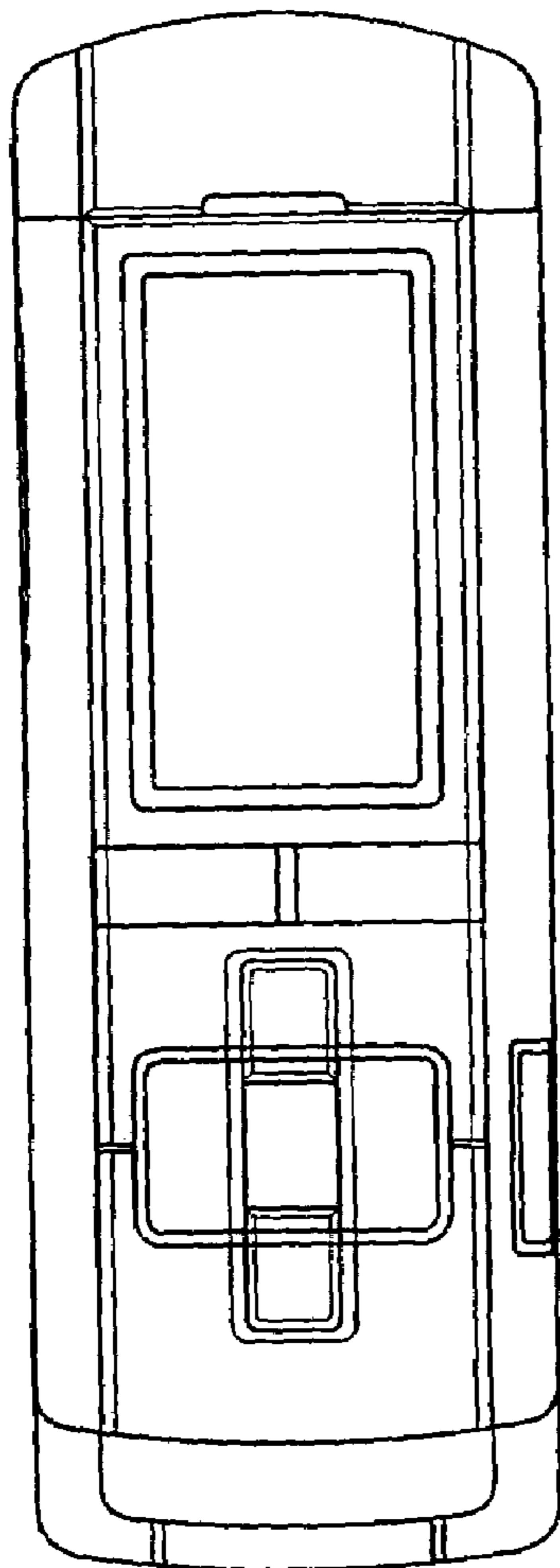


FIG. 3

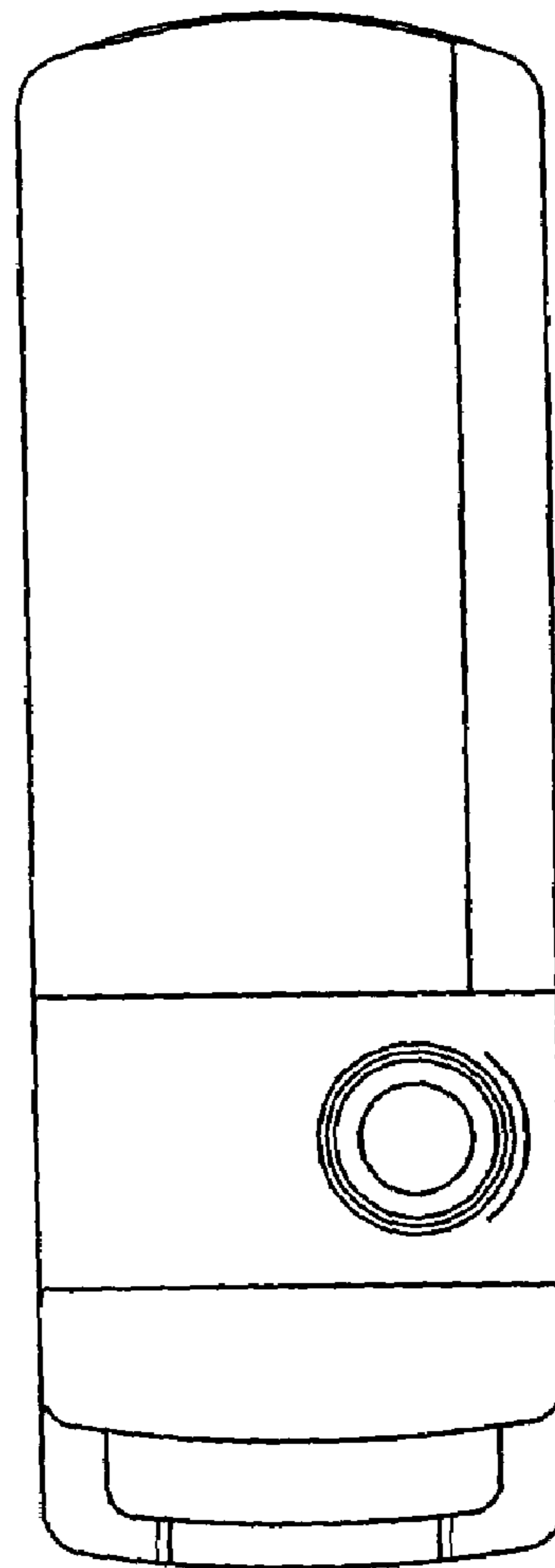


FIG. 4

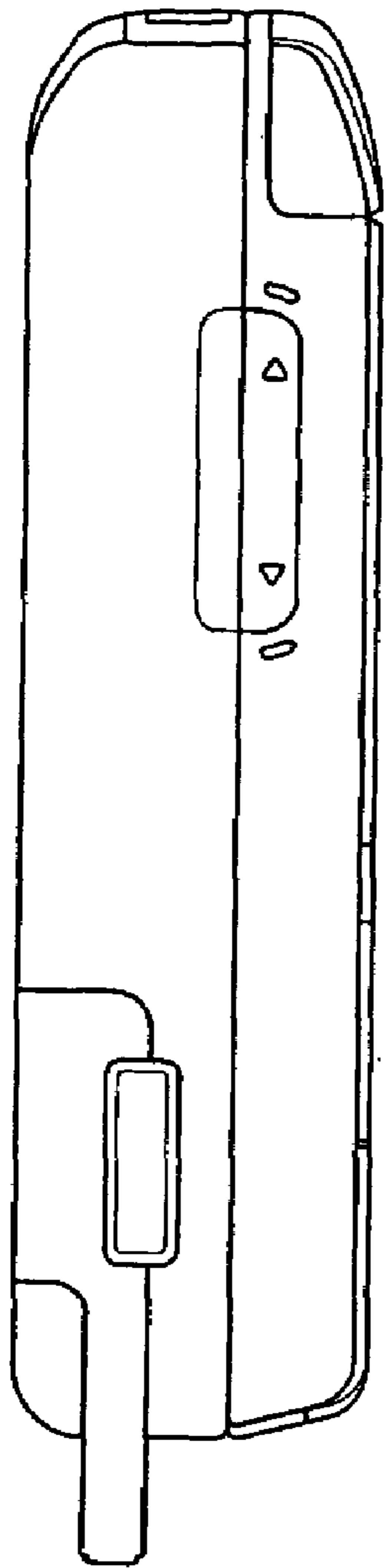


FIG. 5

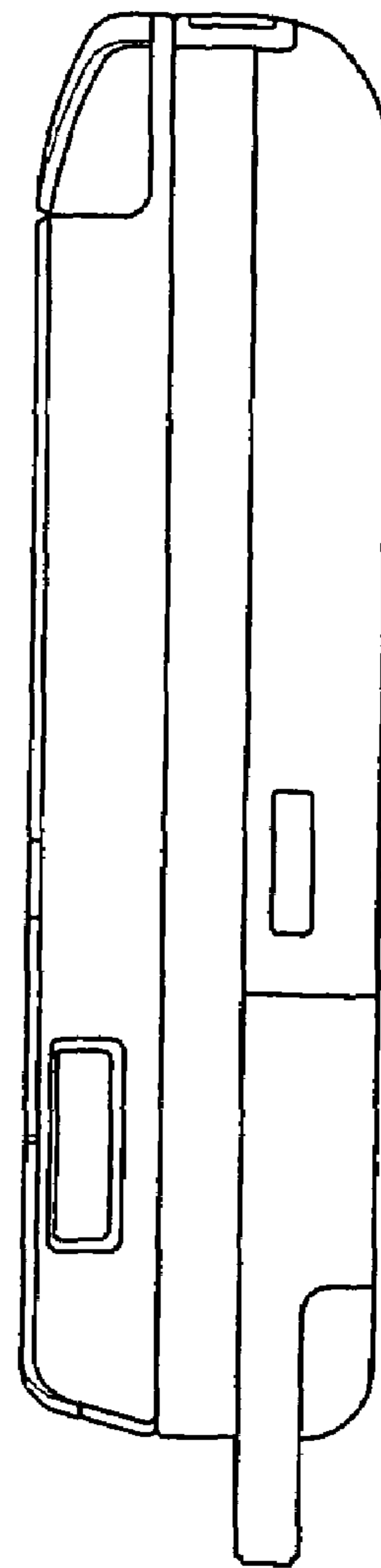


FIG. 6

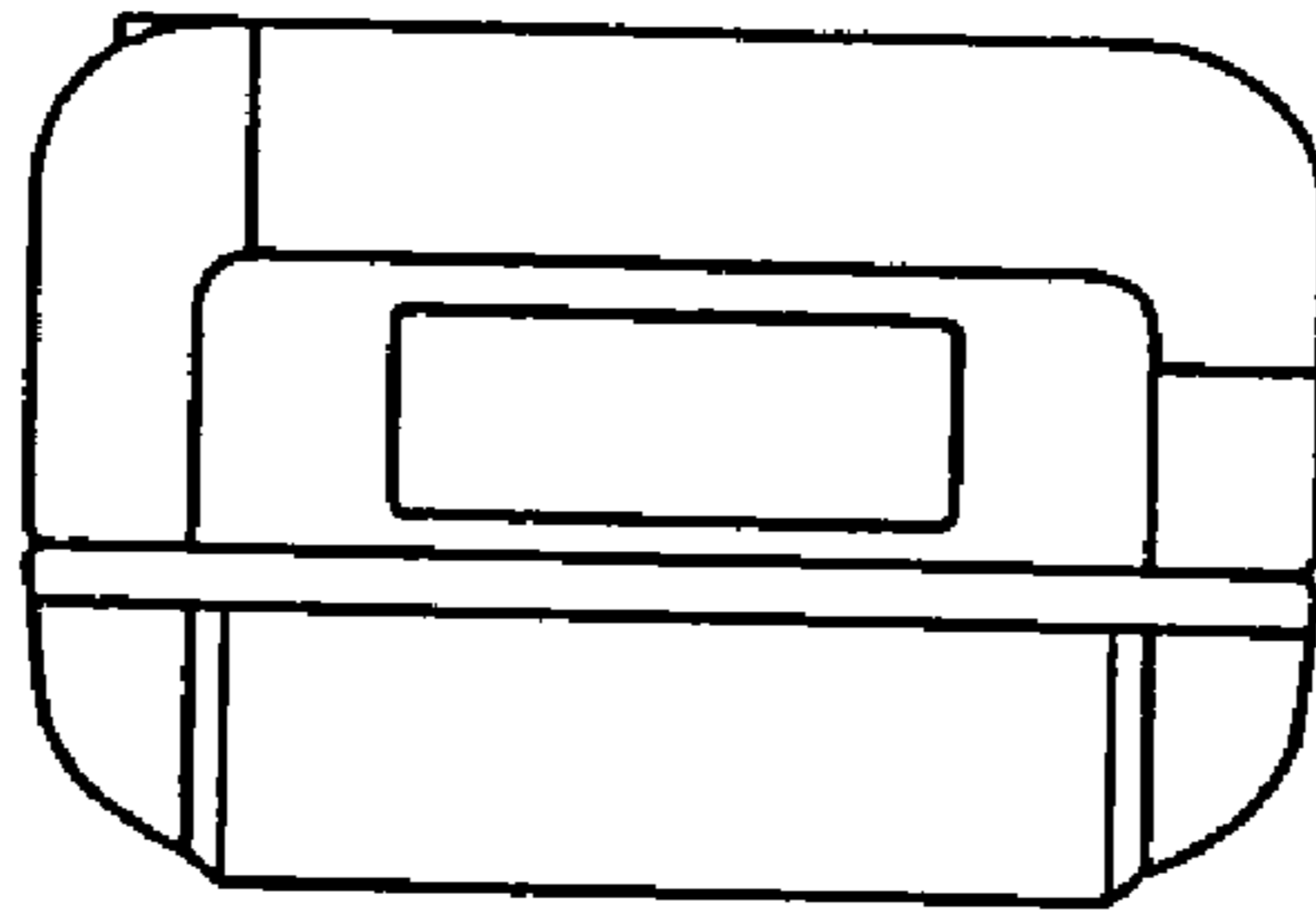


FIG. 7

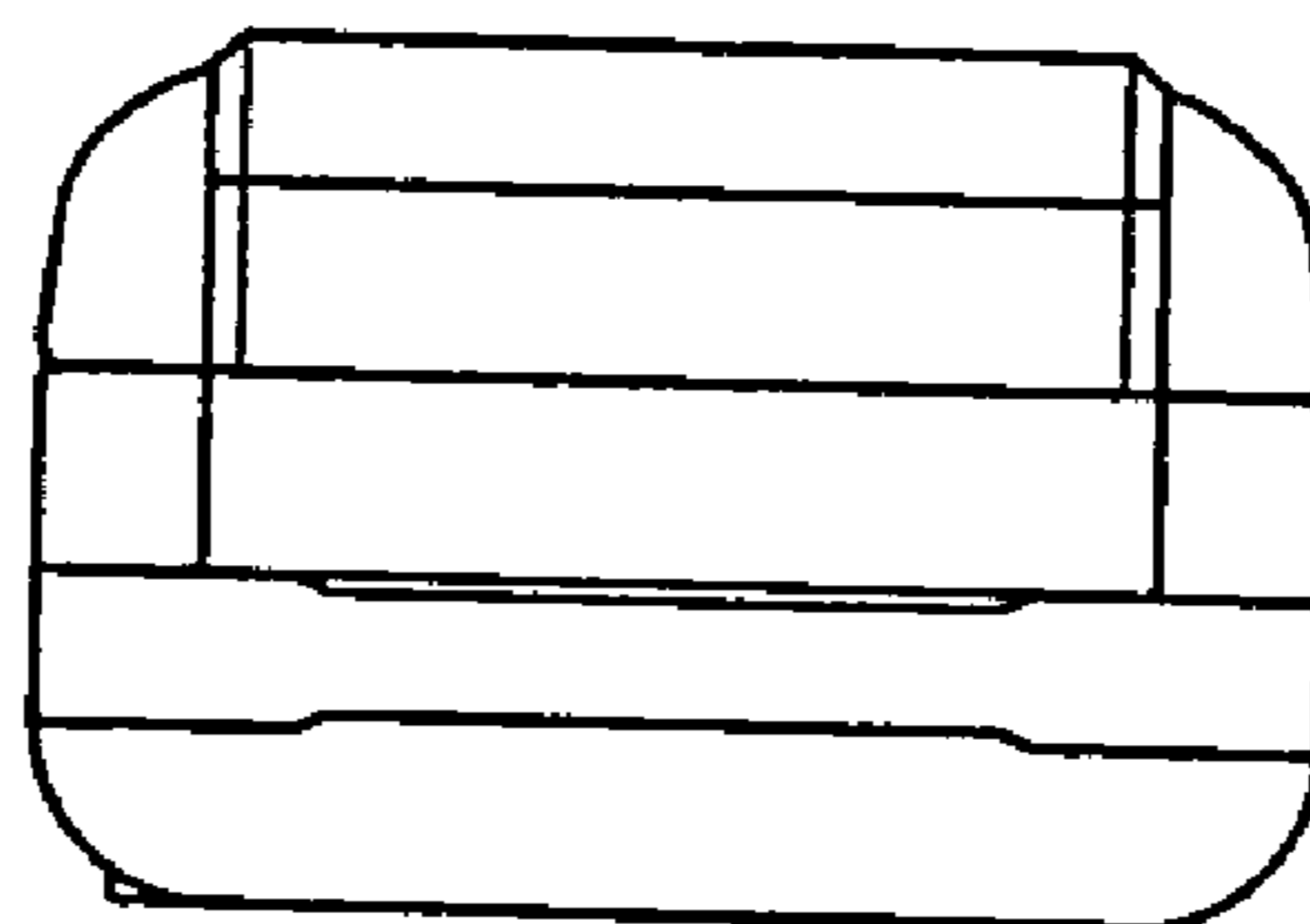


FIG. 8

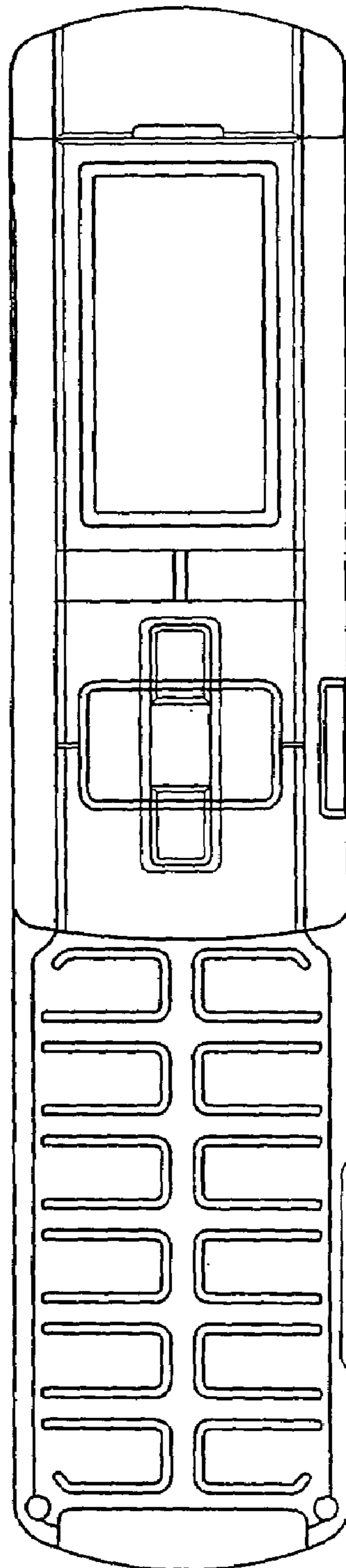


FIG. 9

