



US00D555605S

(12) **United States Design Patent**  
**Parnell**

(10) **Patent No.:** **US D555,605 S**

(45) **Date of Patent:** **\*\* Nov. 20, 2007**

(54) **REMOTE CONTROL ELECTRICAL SWITCH**

(76) Inventor: **Richard Erle Parnell**, 1989 Higby Dr.,  
Stow, OH (US) 44224

(\*\*) Term: **14 Years**

(21) Appl. No.: **29/257,300**

(22) Filed: **Mar. 31, 2006**

(51) **LOC (8) Cl.** ..... **13-03**

(52) **U.S. Cl.** ..... **D13/171**

(58) **Field of Classification Search** ..... D13/158,  
D13/160-177, 184; 200/11 R, 16 B; 204/297;  
205/118; D23/250-252; D8/310-312; D14/217  
See application file for complete search history.

(56) **References Cited**

U.S. PATENT DOCUMENTS

4,104,606	A	8/1978	DeWitt	
4,109,231	A	8/1978	Krouse	
4,672,234	A	6/1987	Breining et al.	
5,132,498	A	7/1992	Lee	
D344,930	S *	3/1994	Schaeffer	D13/171
D362,841	S *	10/1995	Roza	D13/171
D377,337	S *	1/1997	Schaeffer	D13/171
6,051,801	A	4/2000	Wang	
D432,997	S *	10/2000	Bonn	D13/174
D441,346	S *	5/2001	Bonn	D13/174
6,410,870	B1	6/2002	Nishizaki et al.	
D463,381	S *	9/2002	Westermann	D13/167
D469,411	S *	1/2003	Decosse	D13/174
6,703,786	B2	3/2004	Tannenbaum	
6,715,902	B1	4/2004	Herring	
D492,311	S *	6/2004	Suzuki	D14/402
6,802,741	B1	10/2004	Shatkin	
6,878,889	B1	4/2005	Horst	
D511,290	S *	11/2005	Coudurier	D8/310
6,969,811	B1	11/2005	Lai	
6,979,787	B2	12/2005	Davies	
D514,528	S *	2/2006	Beaton	D13/171
D523,114	S *	6/2006	Schaffeld et al.	D23/249

D527,611 S \* 9/2006 Sato ..... D8/310  
2006/0065511 A1\* 3/2006 Yamasaki et al. .... 200/5 R

OTHER PUBLICATIONS

Century Wire And Cable Downloaded from : [http://www.centurywire.com/household\\_image.htm](http://www.centurywire.com/household_image.htm).  
1/2x15 Extension Cord/Switch 0359W by Woods Industries Downloaded from : <http://doityourself.com/store/1852144.htm>.  
Foot Switch Gift Box KB-13 (KINTRON Mar. 10, 2004) (Website: [www.kintron.com](http://www.kintron.com)).  
L207 Lamp Control Module (INNCOM International, Inc.) (Website: [www.INNCOM.com](http://www.INNCOM.com)).  
Tecmark's LlectricAir Technology Downloaded from : <http://lectricair.com/technology/htm>.  
Touch Pad Dimmer (Jan. 4, 2006) Downloaded from: <http://www.eztone.com/lighting-touch-control.htm>.  
Easy-On Touch Switch Downloaded from : <http://www.alwaysbrilliant.com/?T=1&PD=39332>.  
Outdoor Cord With IN-Line Switch KB-11 (KINTRON Oct. 17, 2003) (Website: [www.kintron.com](http://www.kintron.com)).

(Continued)

*Primary Examiner*—Selina Sikder  
*Assistant Examiner*—Thomas J Johannes  
(74) *Attorney, Agent, or Firm*—Amin, Turocy & Calvin, LLP

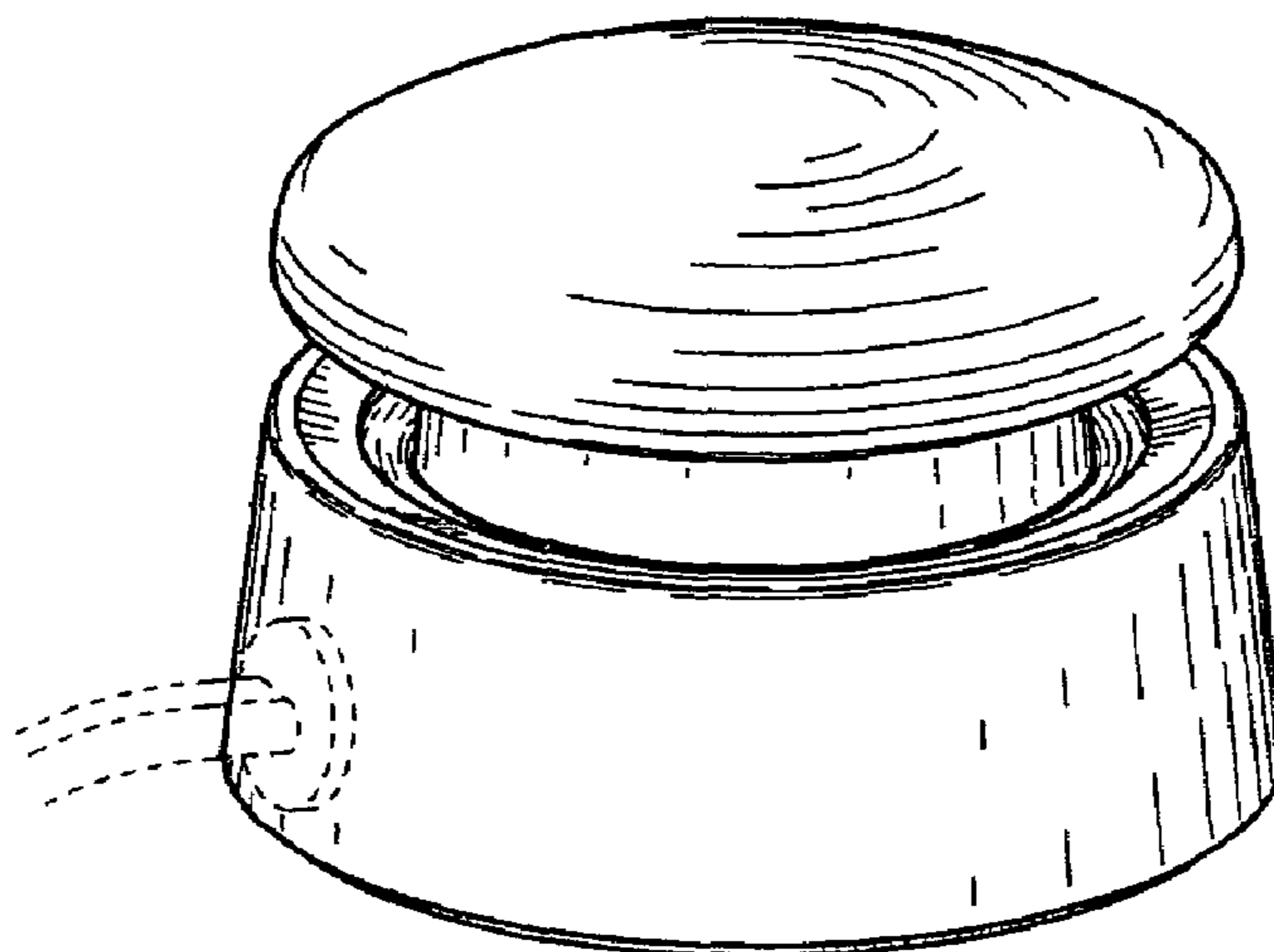
(57) **CLAIM**

The ornamental design for a remote control electrical switch, as shown and described.

**DESCRIPTION**

FIG. 1 is a perspective view of the front, top, and side of a remote control electrical switch showing my new design;  
FIG. 2 is a front view thereof;  
FIG. 3 is a top view thereof; and,  
FIG. 4 is a bottom view thereof.  
The broken line showing in FIG. 1 is included for illustrative purposes only and forms no part of the claimed design.

**1 Claim, 1 Drawing Sheet**



OTHER PUBLICATIONS

Heavy Duty Grounded Footswitch Adapter KB-150 (Website: [www.kintron.com](http://www.kintron.com)).

“Lazy-Bones” Remote Control Switch (Millard Hanenson Corp. NY, NY).

Floor & Table Lamp Dimmers Downloaded from: <http://www.lutron.com/lampdimmers/default.asp?s=>.

Pictures of Foot Switch Light Control, marked Exhibit “A” (Yu Chou; Model: YC-14; Rating: 13A/125V; E182489).

Picture of Switched Box, marked Exhibit “B”.

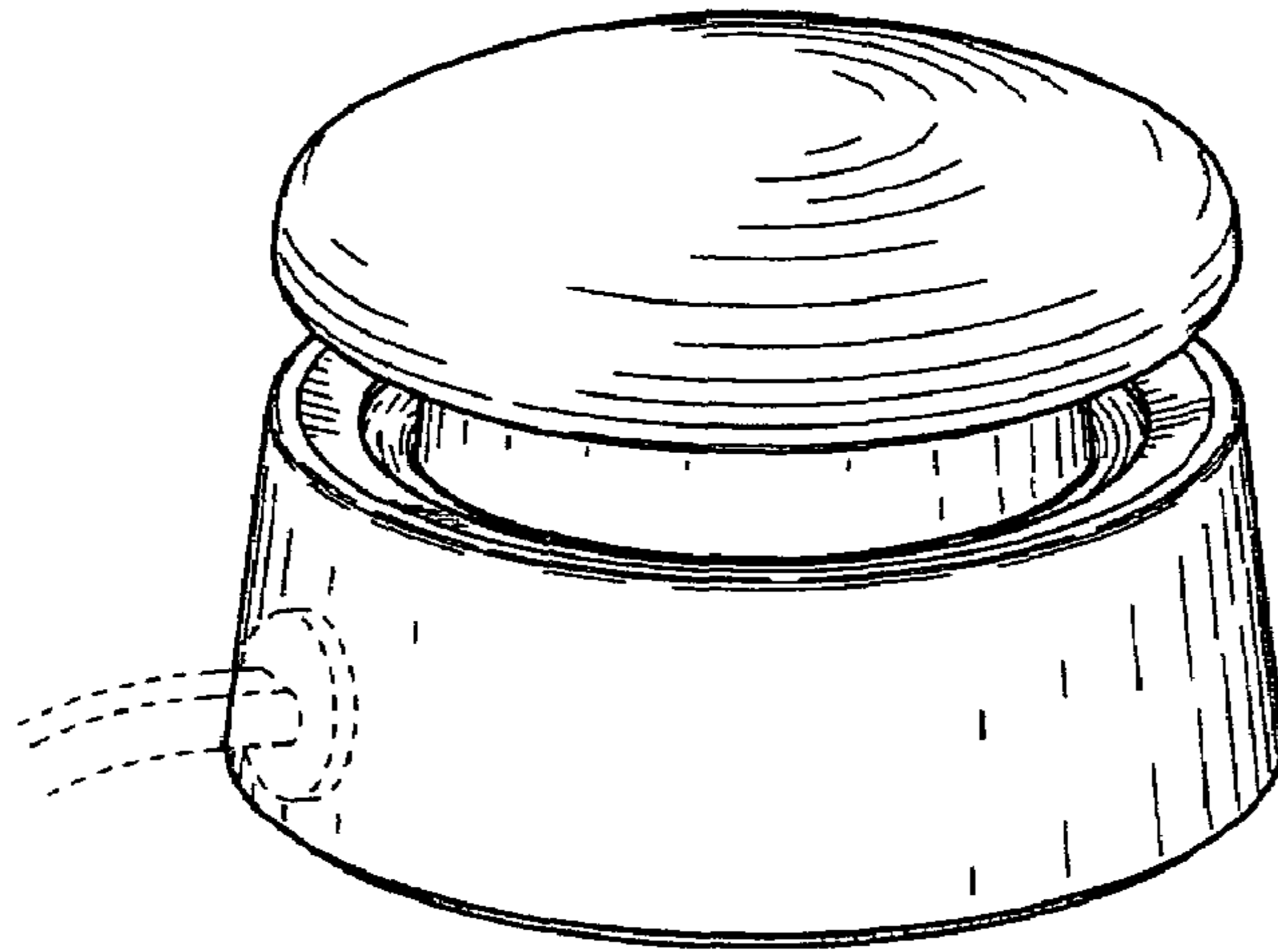
Picture of 9ft Extension Cord With Foot Control, marked Exhibit “C” (Coleman Cable, Model: #09493).

Picture of Agate Table Lamp Switch, marked Exhibit “D” (circa 1950’s, 1960’s).

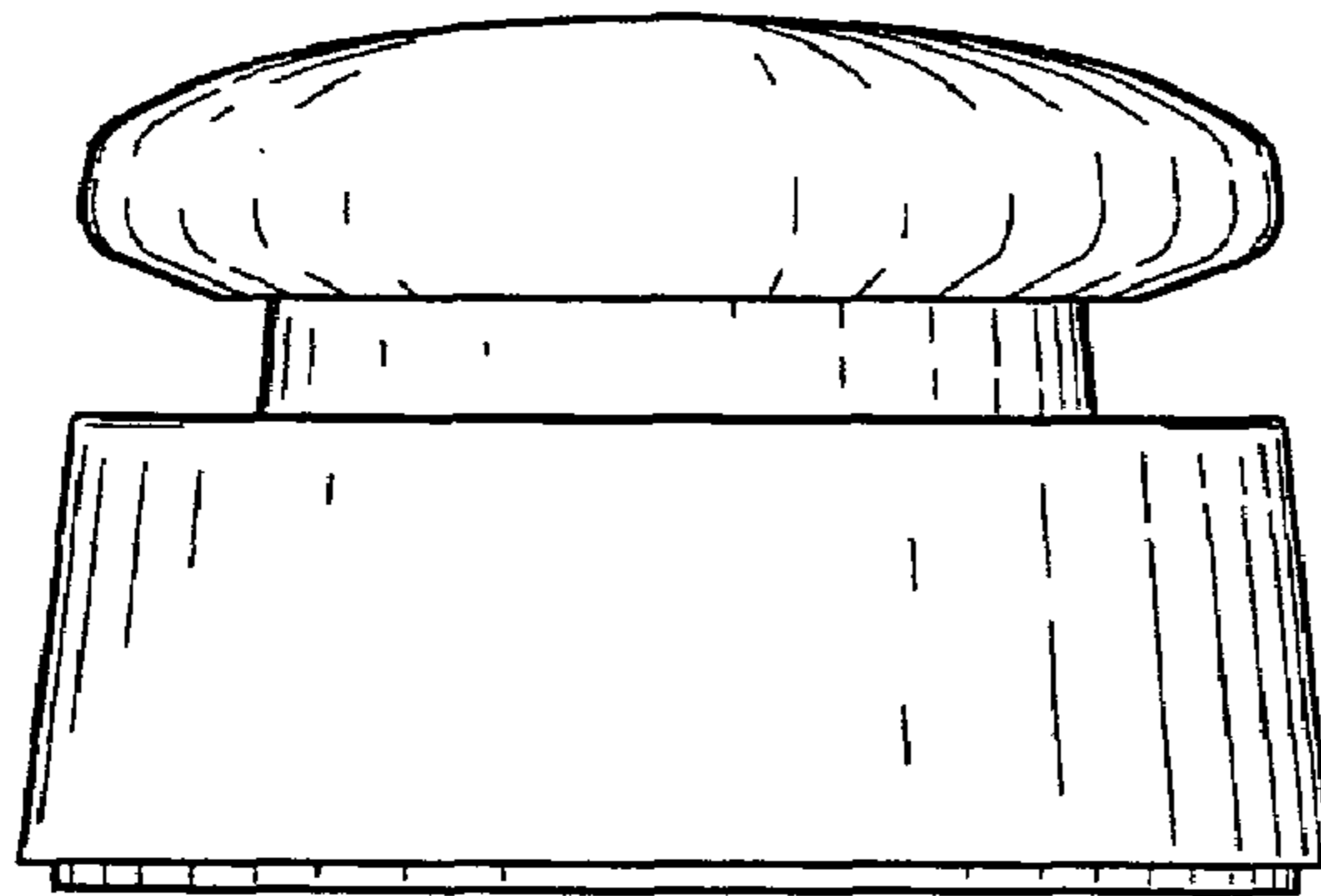
Picture of Table Lamp Switch, marked Exhibit “E” (circa 1950’s, 1960’s).

Pictures of Tree Light Switch, marked Exhibit “F”.

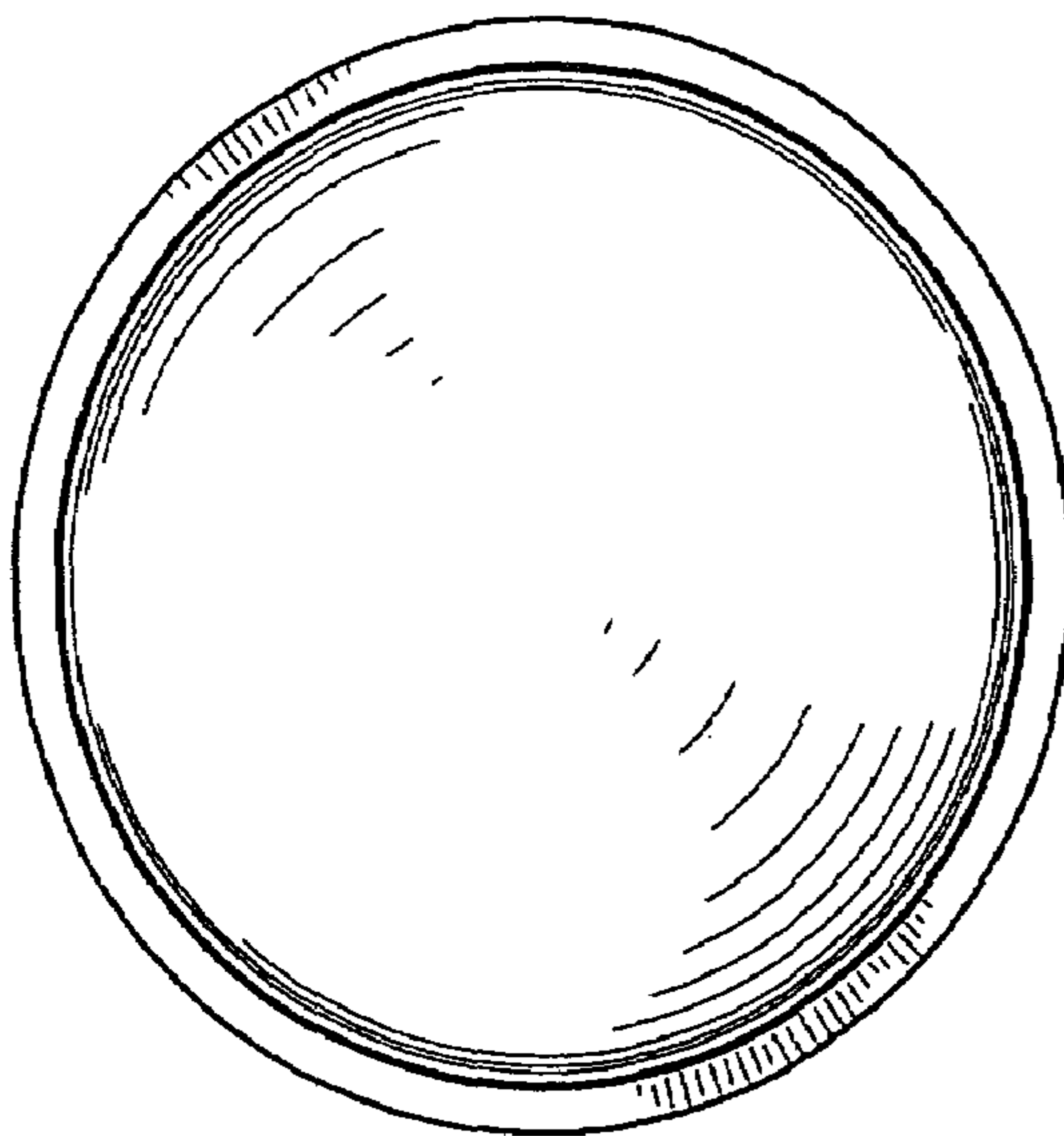
\* cited by examiner



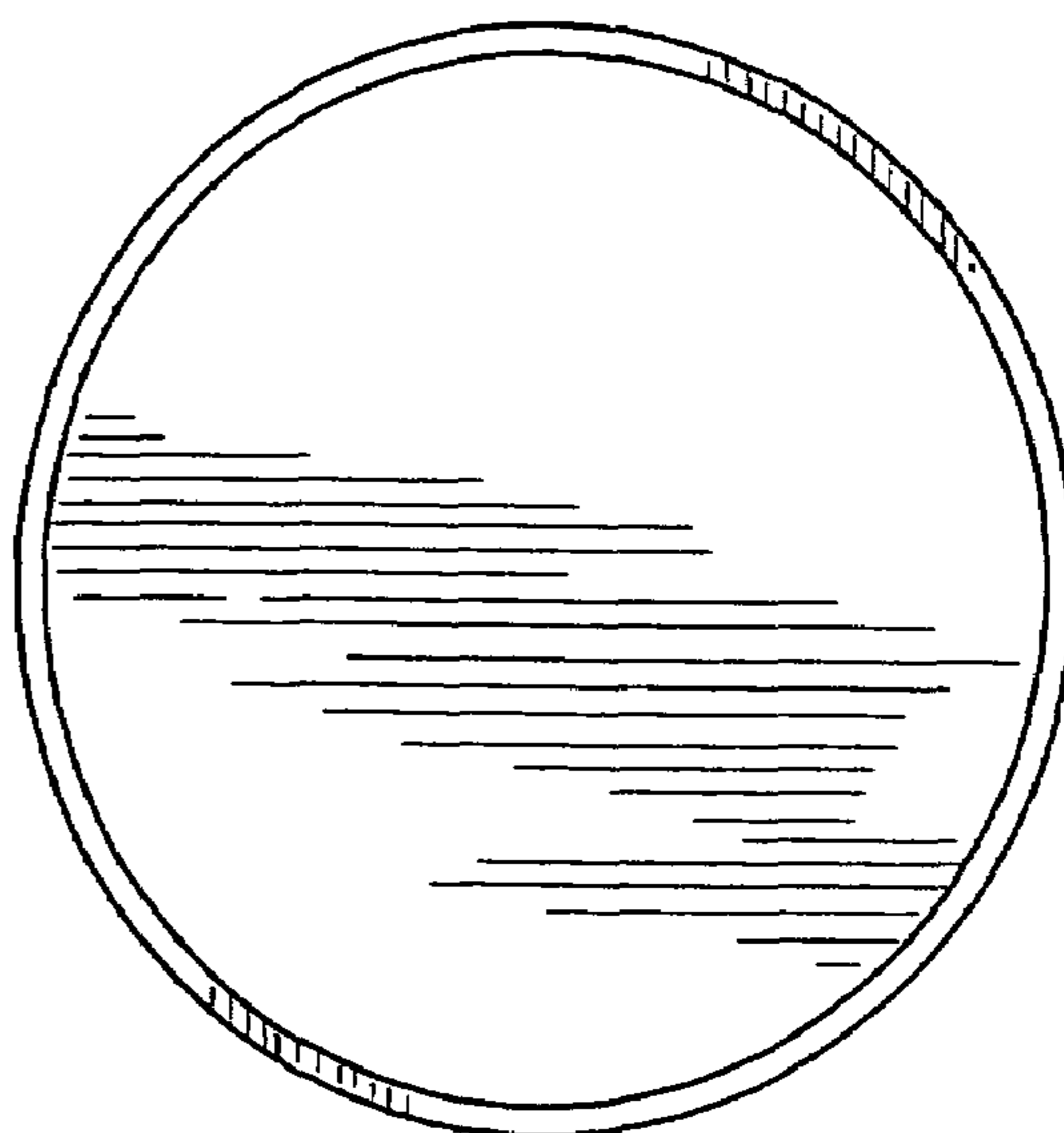
**Fig. 1**



**Fig. 2**



**Fig. 3**



**Fig. 4**