



US00D555598S

(12) **United States Design Patent**  
**Sanroma et al.**

(10) **Patent No.:** **US D555,598 S**

(45) **Date of Patent:** **\*\* Nov. 20, 2007**

(54) **ELECTRICAL CONNECTOR**

(75) Inventors: **John Sanroma**, Billerica, MA (US);  
**Glenn Freeman**, Danvers, MA (US);  
**Robert Colburn**, Groveland, MA (US);  
**Paul Bitchell**, Byfield, MA (US)

(73) Assignee: **Osram Sylvania Inc.**, Danvers, MA  
(US)

(\*\*) Term: **14 Years**

(21) Appl. No.: **29/237,414**

(22) Filed: **Aug. 31, 2005**

(51) **LOC (8) Cl.** ..... **13-03**

(52) **U.S. Cl.** ..... **D13/154; D13/133**

(58) **Field of Classification Search** ..... D13/133-134,  
D13/154, 180, 184, 199; D26/113; 362/382,  
362/457, 545; 439/884-887, 890-891, 893  
See application file for complete search history.

(56) **References Cited**

U.S. PATENT DOCUMENTS

4,158,745	A *	6/1979	Keller	.....	174/536
5,116,241	A *	5/1992	Sato	.....	439/511
6,386,733	B1 *	5/2002	Ohkohdo et al.	.....	362/249
D505,662	S *	5/2005	Moriyama et al.	.....	D13/180
D514,522	S *	2/2006	Chiang et al.	.....	D13/154

D516,523	S *	3/2006	Kondas	.....	D13/154
D524,758	S *	7/2006	Sweeney	.....	D13/154
D525,209	S *	7/2006	Sweeney	.....	D13/154
D536,309	S *	2/2007	Muguruma et al.	.....	D13/180
2007/0117474	A1 *	5/2007	Chou et al.	.....	439/884

\* cited by examiner

*Primary Examiner*—Daniel Bui

(74) *Attorney, Agent, or Firm*—William E. Meyer

(57) **CLAIM**

The ornamental design for an electrical connector, as shown and described.

**DESCRIPTION**

U.S. Design application Ser. No. 29/237,468, filed on Aug. 31, 2005, pending, contains an alternate design and U.S. Utility application Ser. No. 11/216,294, filed on Aug. 31, 2005, abandoned, relates to a lamp employing an electrical connector.

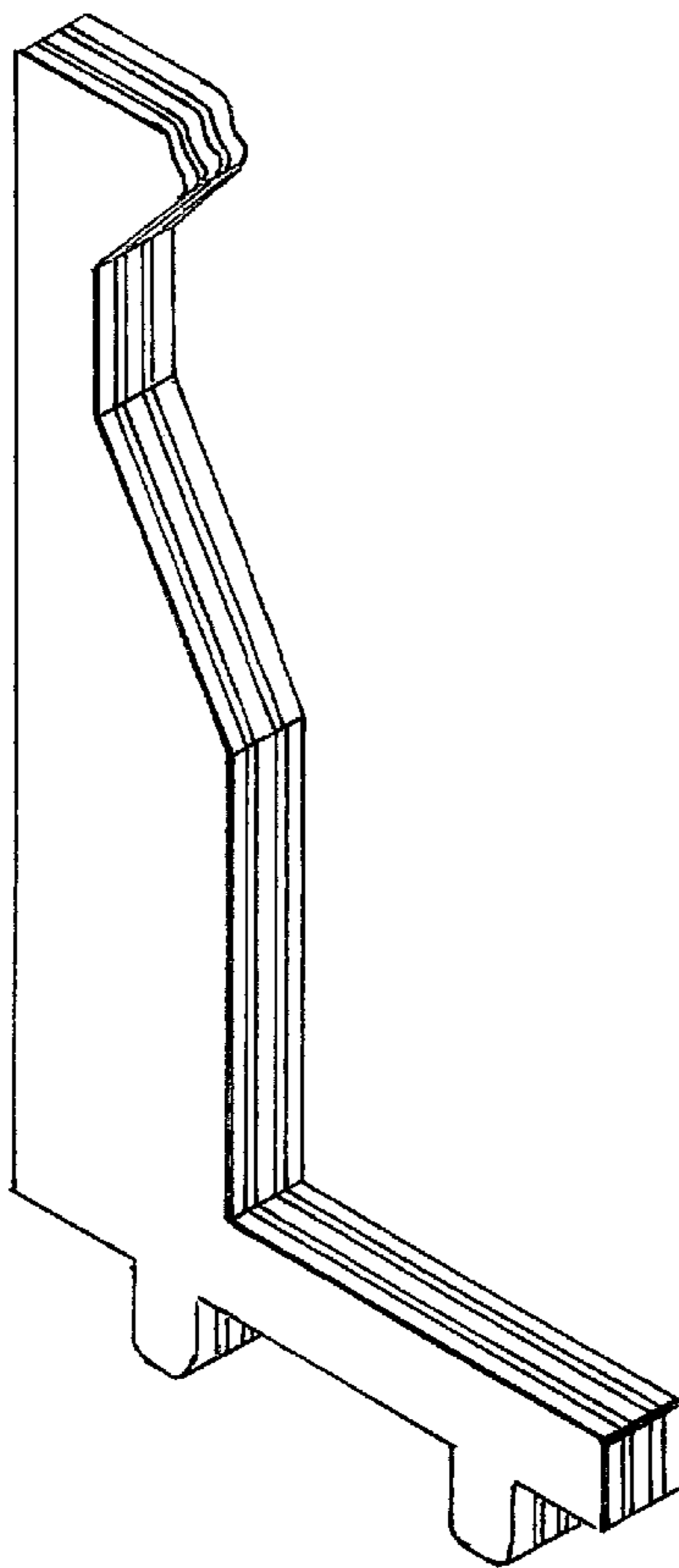
FIG. 1 is a top, front and right side perspective view of an electrical connector, showing our new design;

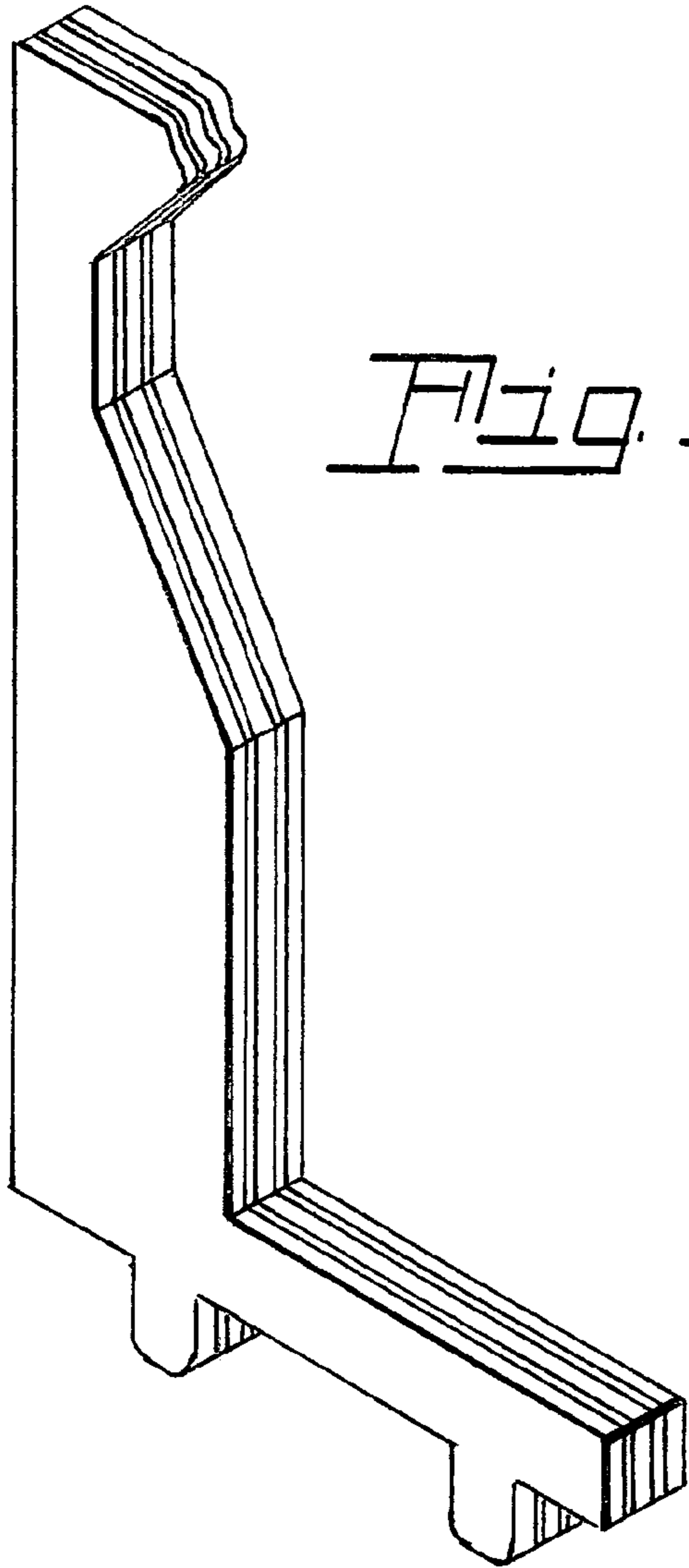
FIG. 2 is a bottom plan view thereof; and,

FIG. 3 is a right side elevational view thereof.

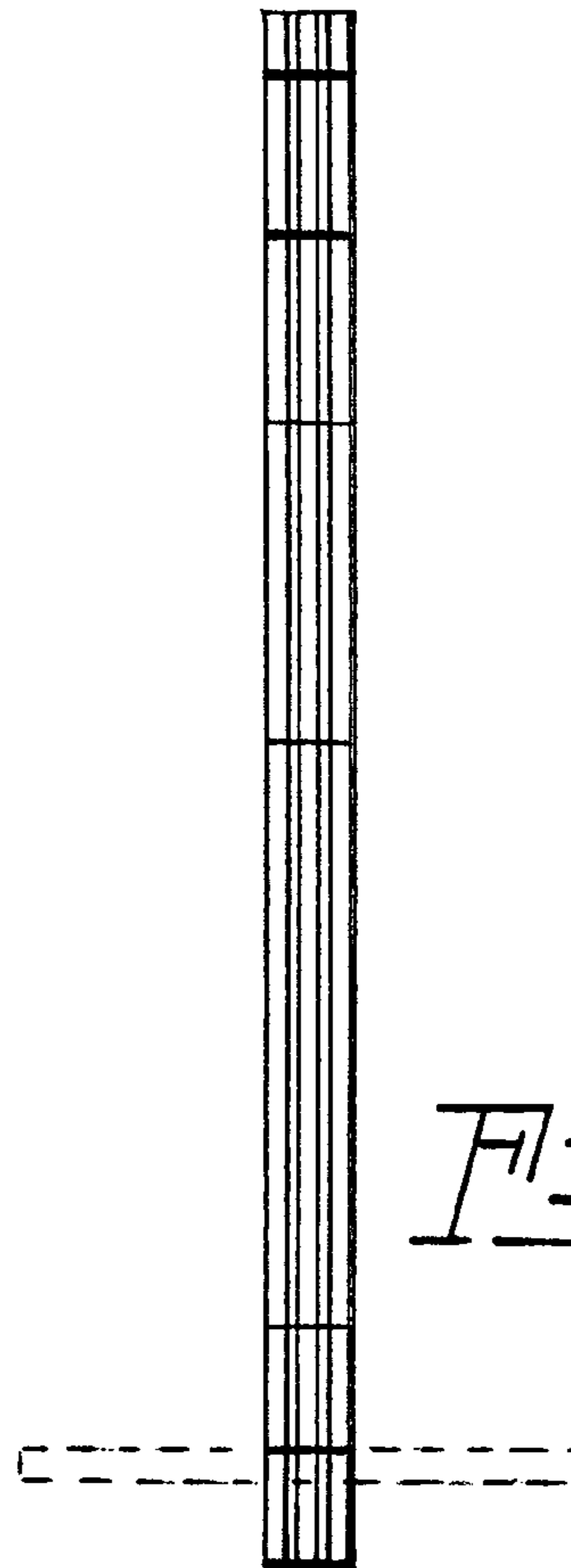
The broken line showing of the environment is for illustrative purposes only and forms no part of the claimed design.

**1 Claim, 1 Drawing Sheet**





*Fig. 1*



*Fig. 3*



*Fig. 2*