



US00D555581S

(12) **United States Design Patent** (10) **Patent No.:** **US D555,581 S**
Salvan (45) **Date of Patent:** **** Nov. 20, 2007**

(54) **PNEUMATIC TIRE**

(75) Inventor: **Jean-François Salvan,**
Clermont-Ferrand (FR)

(73) Assignee: **Michelin Recherche et Technique**
S.A., Granges-Paccot (CH)

(**) Term: **14 Years**

(21) Appl. No.: **29/242,998**

(22) Filed: **Nov. 18, 2005**

(30) **Foreign Application Priority Data**

May 20, 2005 (EM) 000343538-0001

(51) **LOC (8) Cl.** **12-15**

(52) **U.S. Cl.** **D12/553**

(58) **Field of Classification Search** D12/551,
D12/552, 553, 554, 555, 556, 583, 586, 587,
D12/588, 589, 590, 600; 152/209.1, 209.9,
152/209.25, 209.28

See application file for complete search history.

(56) **References Cited**

U.S. PATENT DOCUMENTS

D284,750 S	7/1986	Kawabata et al.
D320,180 S	9/1991	Diensthuber
D322,237 S	12/1991	Nakatani
D348,863 S	7/1994	Narabayashi et al.
D354,029 S	1/1995	Voigt et al.
D374,200 S	10/1996	Kinoshita
D379,449 S	5/1997	Graas et al.
D387,714 S	12/1997	Heinen
D388,039 S	12/1997	Ratliff, Jr.
D392,228 S	3/1998	Eromaki
D455,116 S	4/2002	Graas et al.

D455,380 S *	4/2002	Traulle	D12/552
D478,040 S *	8/2003	Hino	D12/583
D504,866 S *	5/2005	Collette et al.	D12/553
2005/0121124 A1 *	6/2005	Tsubono	152/209.25

OTHER PUBLICATIONS

Dunlop SP Winter Sport M2 Tire, 2004 Tread Design Guide, Jan. 2004, p. 21. 3/1.*

Goodyear Eagle HP Tire, 2004 Tread Design Guide, Jan. 2004, p. 28. 2/4.*

Maxxis MA-S1 Tire, 2004 Tread Design Guide, Jan. 2004, p. 39. 3/1.*

* cited by examiner

Primary Examiner—Robert M. Spear

(74) *Attorney, Agent, or Firm*—Buchanan Ingersoll & Rooney PC

(57) **CLAIM**

The ornamental design for a pneumatic tire, as shown and described.

DESCRIPTION

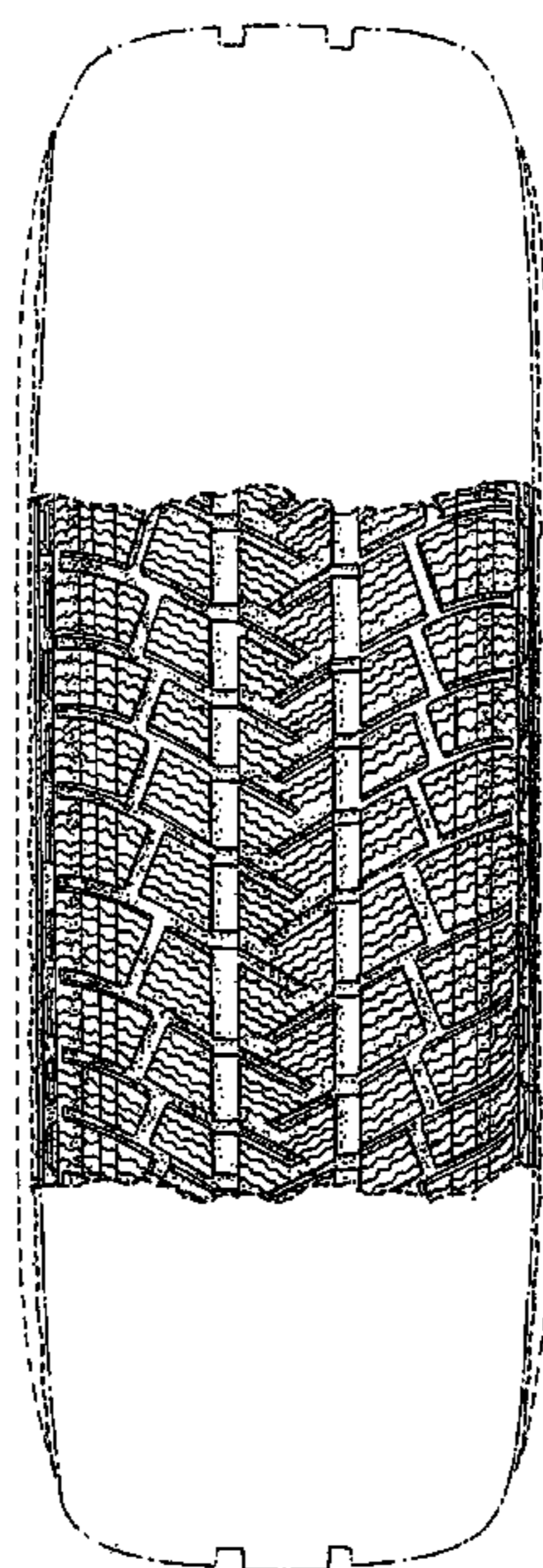
FIG. 1 is a perspective view of one side of a pneumatic tire showing my new design, it being understood that the tread pattern repeats uniformly throughout the circumference of the tire as indicated schematically by the dash-dot-dash broken lines in the drawing, and that the opposite side elevational view is a mirror image of that shown;

FIG. 2 is a reduced scale, left side elevational view thereof, the opposite side elevational view being a mirror image thereof; and,

FIG. 3 is a front elevational view thereof.

In the drawings, the evenly-spaced broken lines represent unclaimed environmental subject matter.

1 Claim, 3 Drawing Sheets



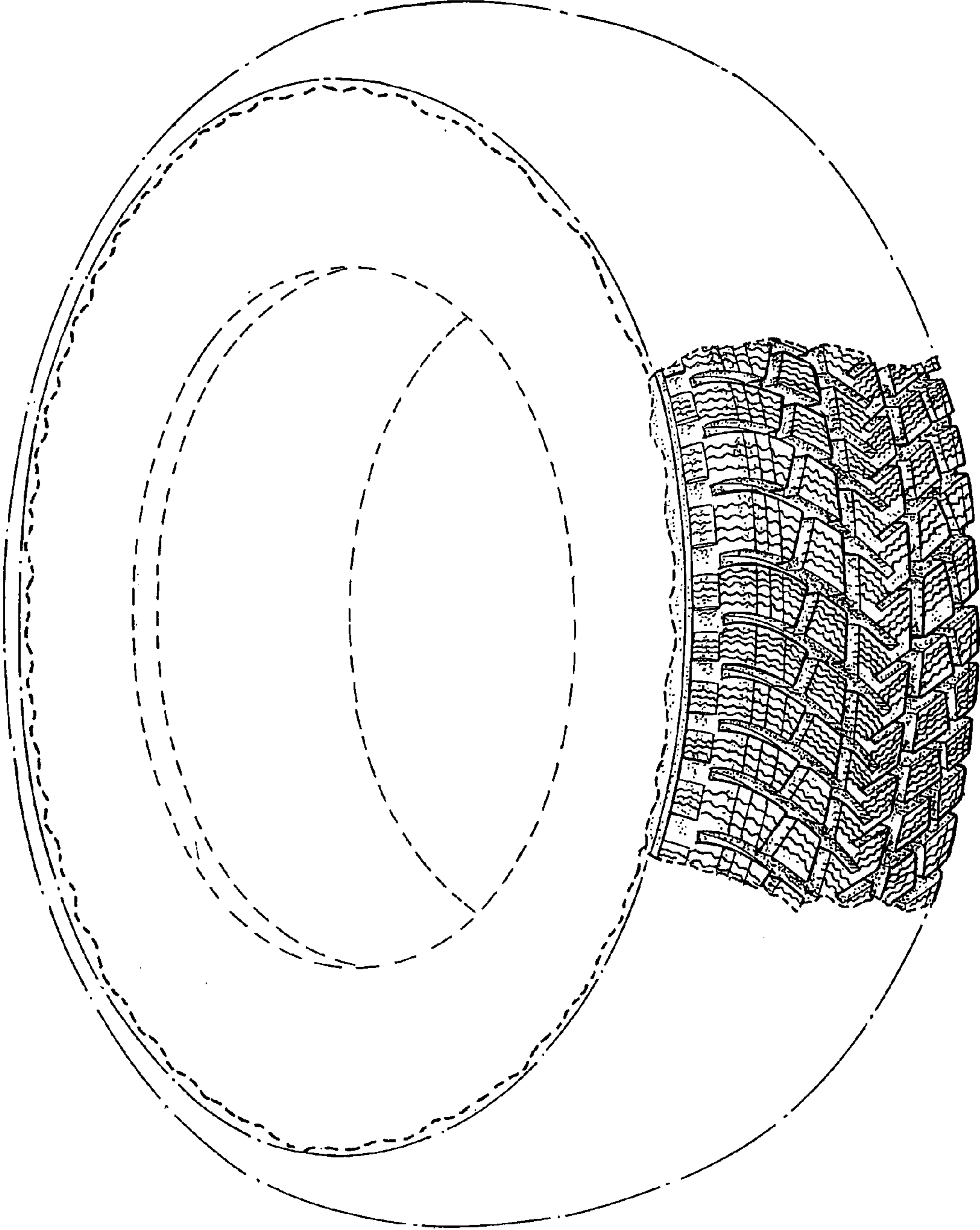


FIG. 1

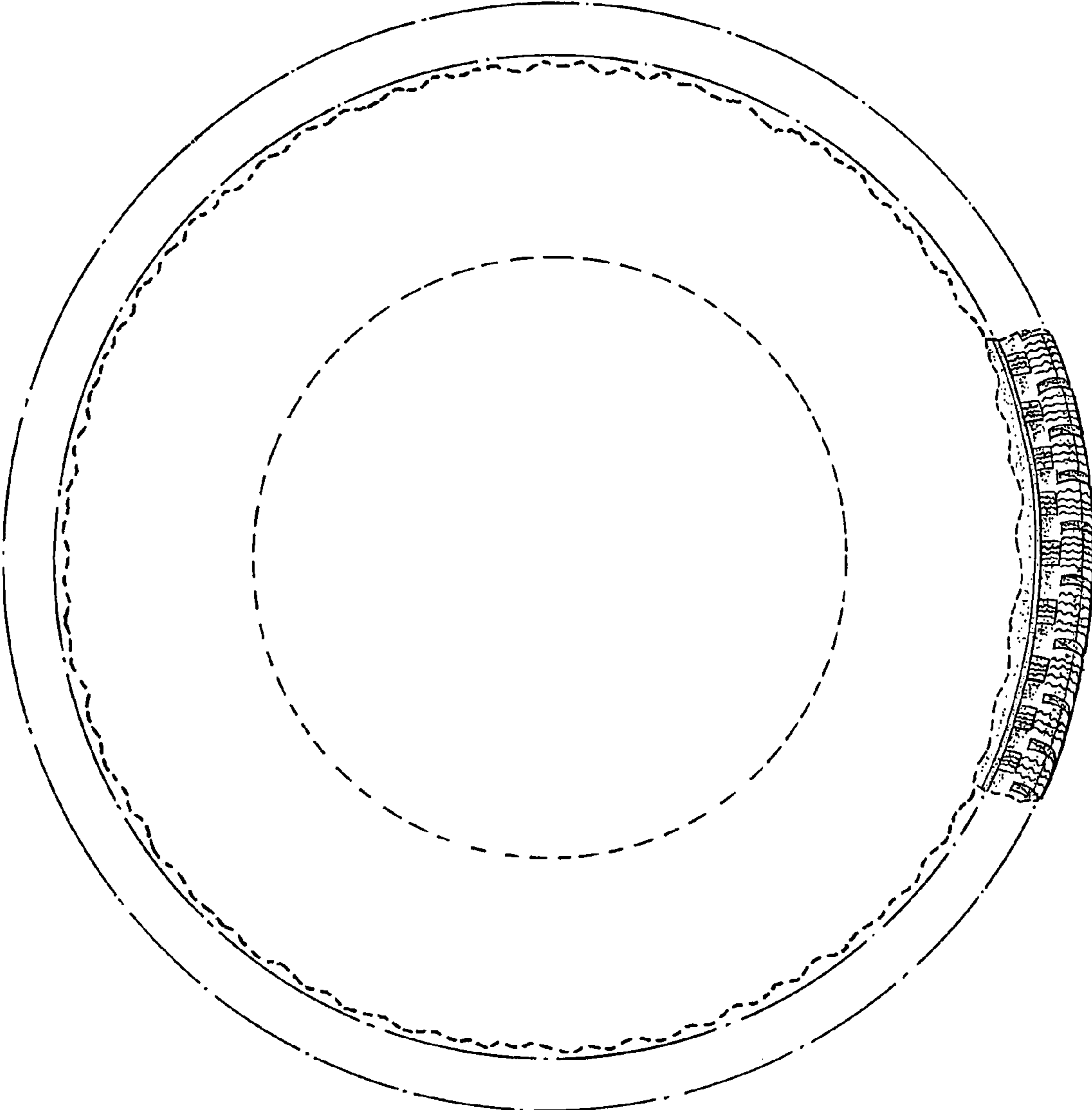


FIG. 2

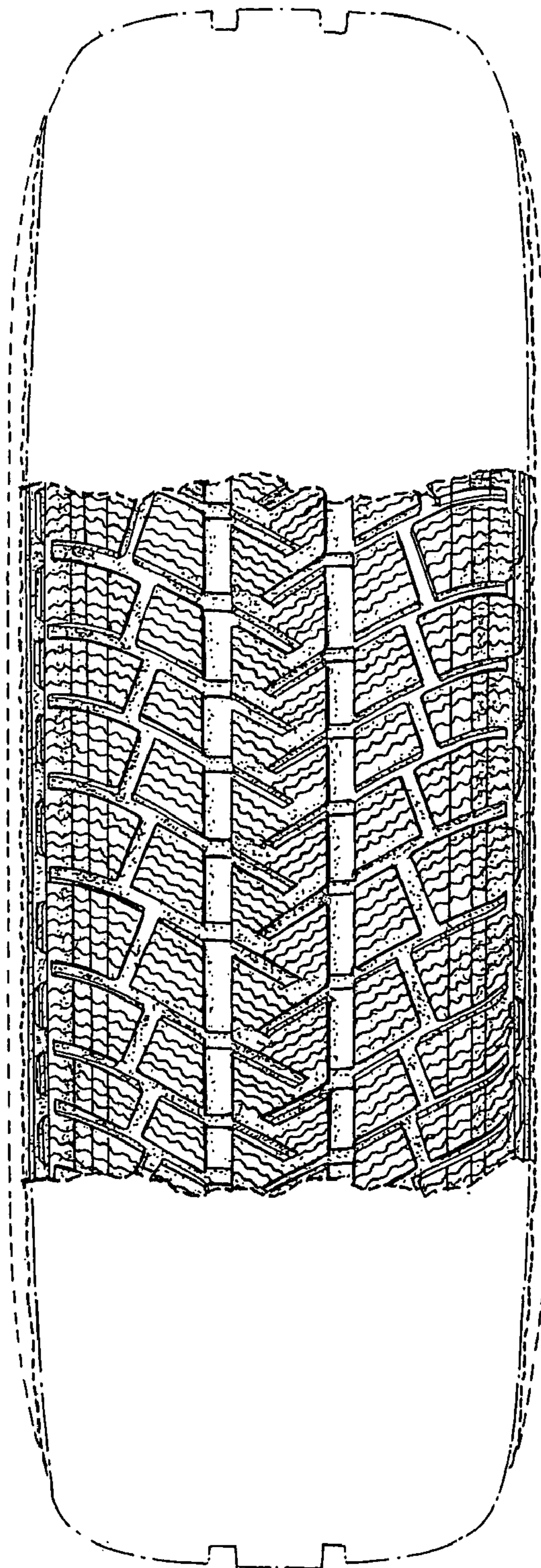


FIG. 3