



US00D555580S

(12) **United States Design Patent**
Lo

(10) **Patent No.:** **US D555,580 S**

(45) **Date of Patent:** **** Nov. 20, 2007**

(54) **TIRE**

(76) **Inventor:** **Tsai Jen Lo**, No.215, Meei-Kong Road,
Ta-suen, Chang-Hwa (TW)

(**) **Term:** **14 Years**

(21) **Appl. No.:** **29/273,196**

(22) **Filed:** **Mar. 1, 2007**

(51) **LOC (8) Cl.** **12-15**

(52) **U.S. Cl.** **D12/544**

(58) **Field of Classification Search** D12/534-537,
D12/506, 544, 569-572, 512, 579; 152/209.1,
152/209.8, 209.11, 209.12, 209.25, 209.28
See application file for complete search history.

(56) **References Cited**

U.S. PATENT DOCUMENTS

D288,423 S *	2/1987	Furusawa et al.	D12/544
D291,877 S *	9/1987	Nishio et al.	D12/544
D301,221 S *	5/1989	Tatsumi	D12/544
D305,528 S *	1/1990	Igarashi	D12/544
D305,630 S *	1/1990	Shimamoto et al.	D12/512
D313,961 S *	1/1991	Hasegawa	D12/544
D315,887 S *	4/1991	Shintomi	D12/579

D335,847 S *	5/1993	Kuwahara	D12/579
D340,209 S *	10/1993	Kimura et al.	D12/544
D410,418 S *	6/1999	Ito	D12/579
D483,002 S *	12/2003	Nishimori	D12/506
D508,673 S *	8/2005	Dumigan et al.	D12/544
D508,674 S *	8/2005	Dumigan et al.	D12/544

* cited by examiner

Primary Examiner—Stacia Cadmus

(74) *Attorney, Agent, or Firm*—Rosenberg, Klein & Lee

(57) **CLAIM**

The ornamental design for a tire, as shown and described.

DESCRIPTION

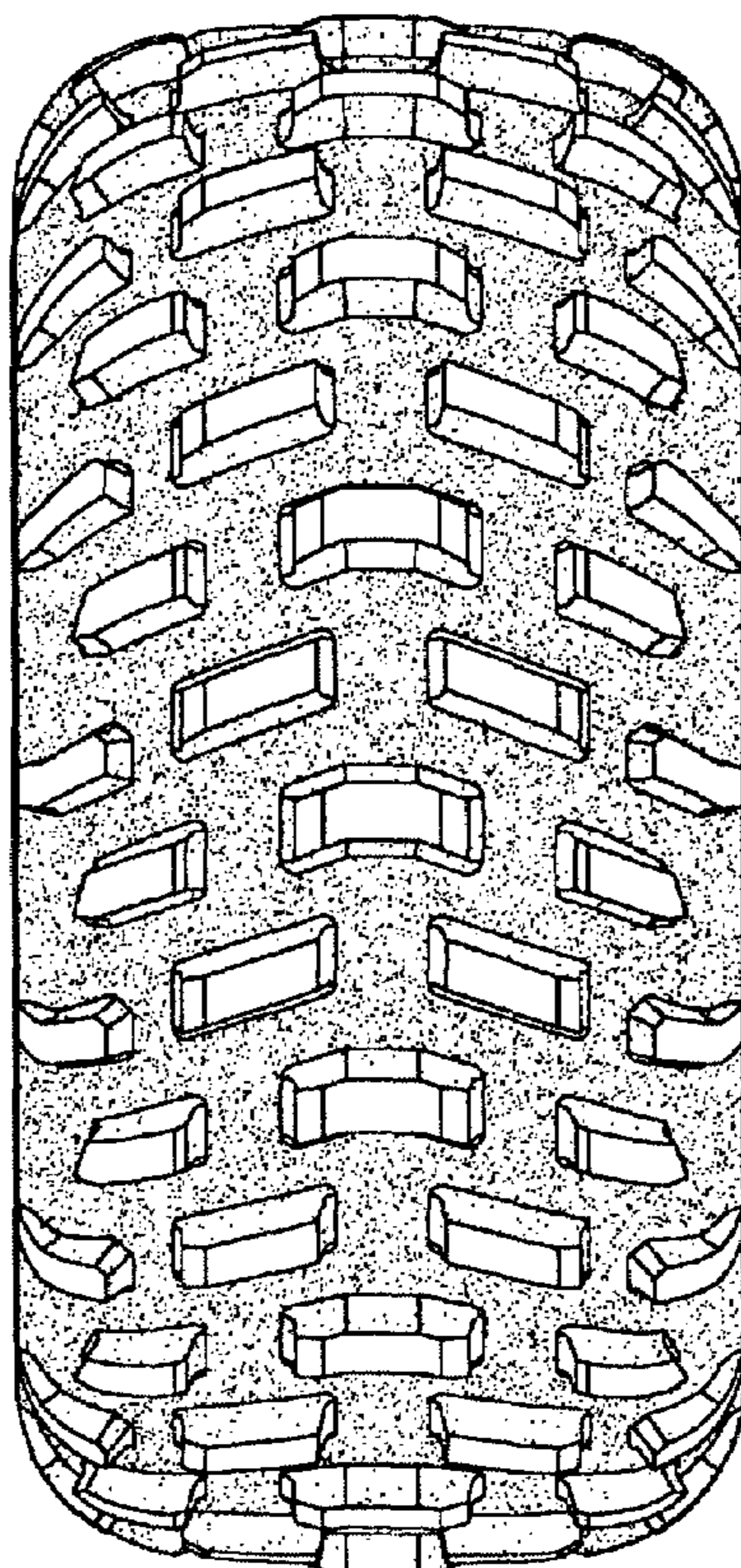
FIG. 1 is a front-right-top perspective view of a tire showing my new design;

FIG. 2 is a front elevational view thereof, the opposite side being a mirror image;

FIG. 3 is a right elevational view thereof, the opposite side being a mirror image; and,

FIG. 4 is an enlarged fragmentary front plan view thereof showing the tread pattern in greater details.

1 Claim, 4 Drawing Sheets



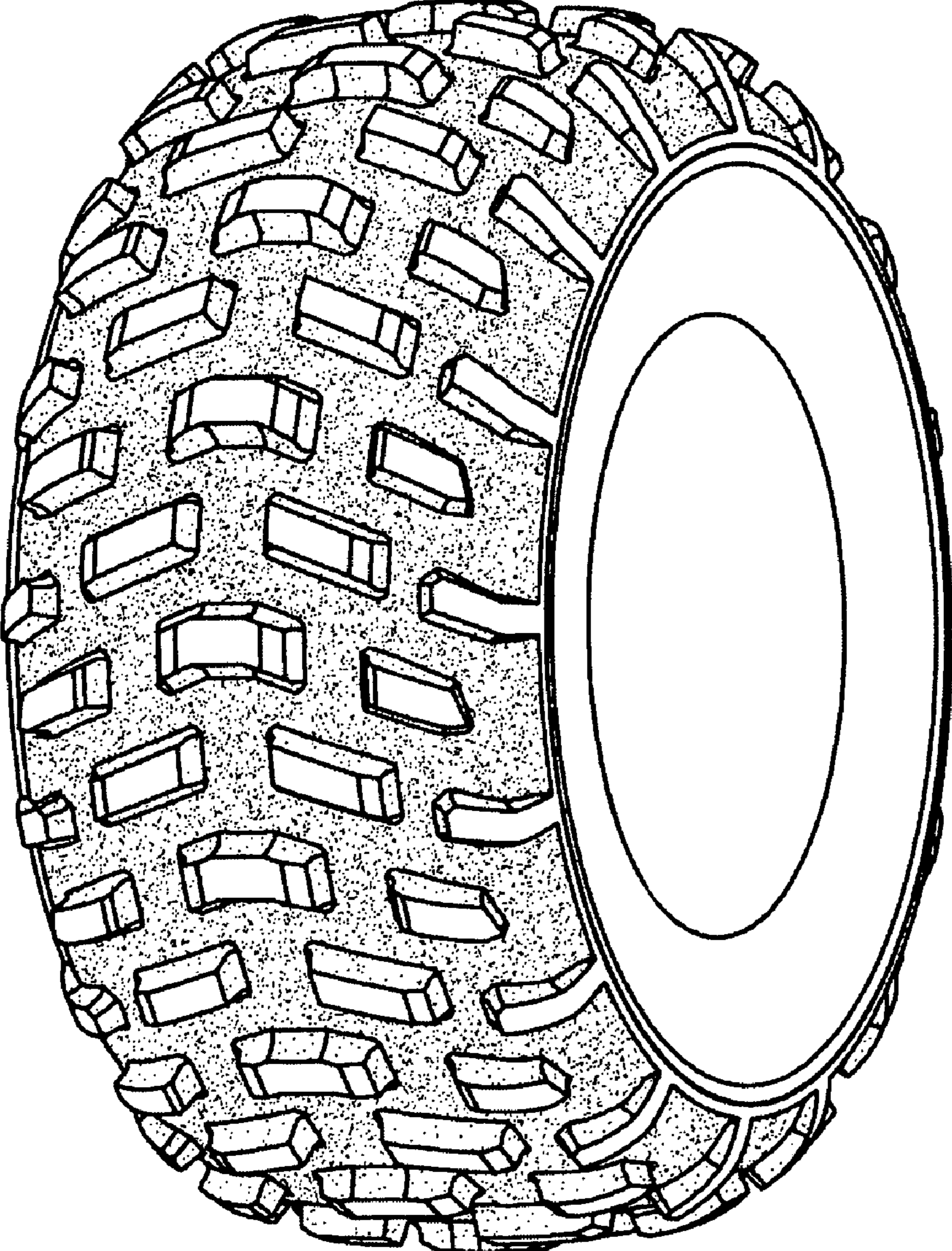


Fig. 1

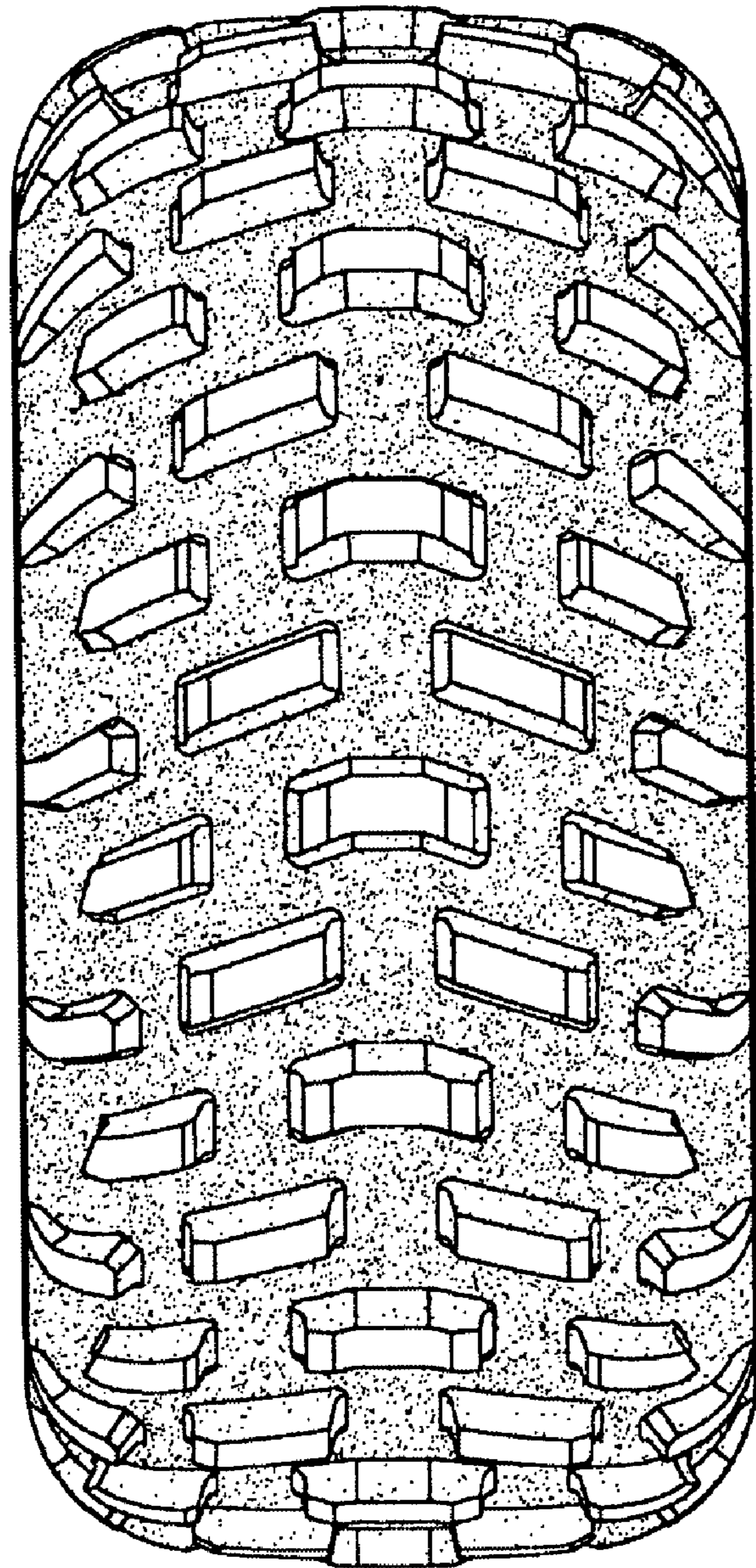


Fig. 2




Fig. 3

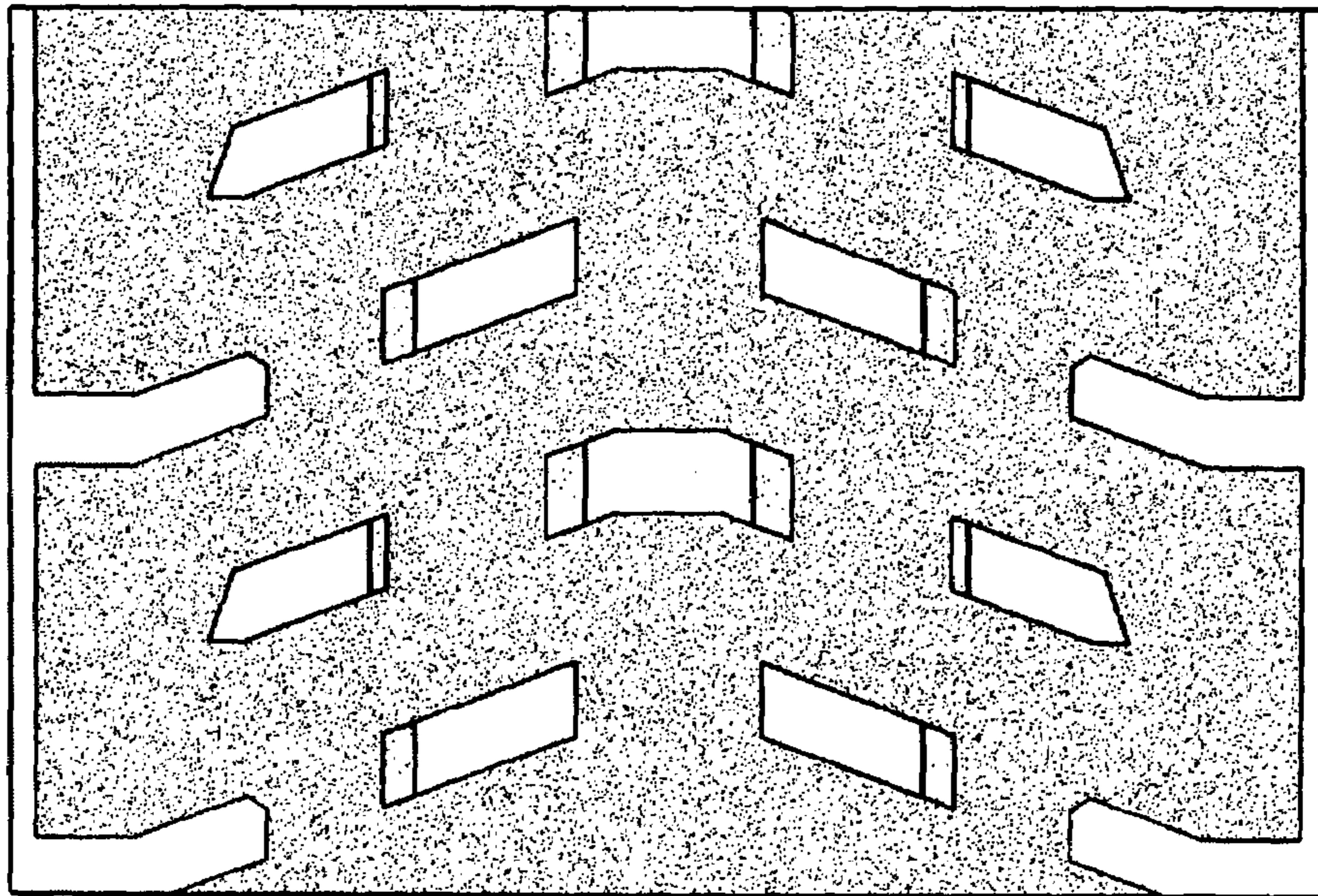


Fig.4