



US00D555579S

(12) **United States Design Patent** (10) **Patent No.:** **US D555,579 S**
Lo (45) **Date of Patent:** **** Nov. 20, 2007**

(54) **TIRE**
(76) **Inventor:** **Tsai Jen Lo**, No.215, Meei-Kong Road,
Ta-suen, Chang-Hwa (TW)
(**) **Term:** **14 Years**

D508,673 S * 8/2005 Dumigan et al. D12/544
D508,674 S * 8/2005 Dumigan et al. D12/544
D512,957 S * 12/2005 Nishimori D12/544
D514,501 S * 2/2006 Nishimori D12/544
D522,450 S * 6/2006 Gerasimczuk D12/544
D524,725 S * 7/2006 Gerasimczuk D12/544

* cited by examiner

(21) **Appl. No.:** **29/273,195**
(22) **Filed:** **Mar. 1, 2007**

Primary Examiner—Stacia Cadmus
(74) *Attorney, Agent, or Firm*—Rosenberg, Klein & Lee

(51) **LOC (8) Cl.** **12-15**
(52) **U.S. Cl.** **D12/544**
(58) **Field of Classification Search** D12/534–537,
D12/544, 569–572, 579; 152/209.1, 209.8,
152/209.11, 209.12, 209.25, 209.28
See application file for complete search history.

(57) **CLAIM**

The ornamental design for a tire, as shown and described.

(56) **References Cited**

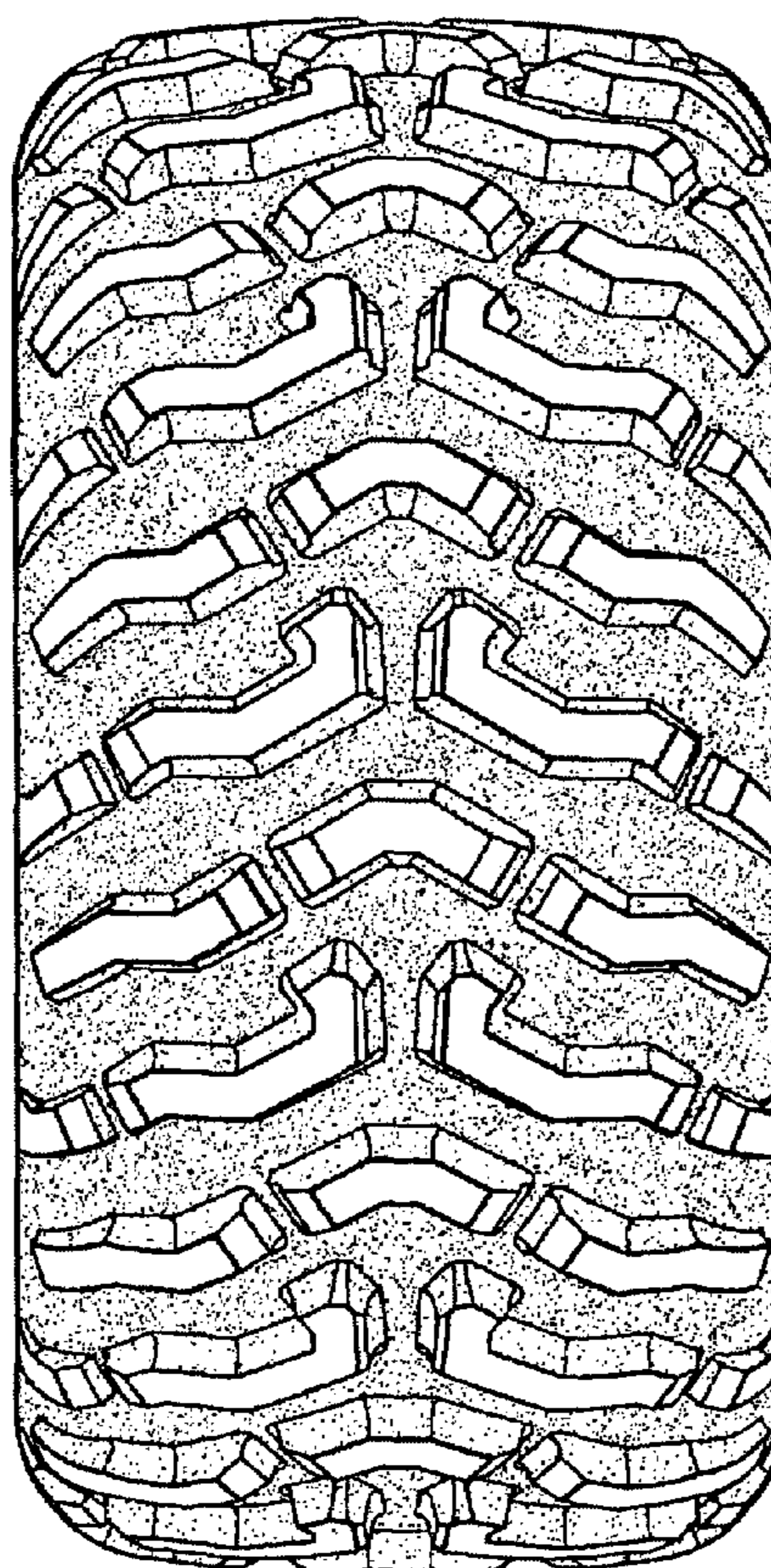
U.S. PATENT DOCUMENTS

D316,695 S * 5/1991 Fujiki D12/544
D323,135 S * 1/1992 Thomas D12/544
D412,873 S * 8/1999 Rooney et al. D12/544
D415,452 S * 10/1999 Kasai D12/544
D440,913 S * 4/2001 McMannis D12/544
D457,482 S * 5/2002 Rooney et al. D12/544
D490,361 S * 5/2004 Rooney et al. D12/536

DESCRIPTION

FIG. 1 is a front-right-top perspective view of a tire showing my new design;
FIG. 2 is a front elevational view thereof, the opposite side being a mirror image;
FIG. 3 is a right elevational view thereof, the opposite side being a mirror image; and,
FIG. 4 is an enlarged fragmentary front view thereof showing the tread pattern in greater details.

1 Claim, 4 Drawing Sheets



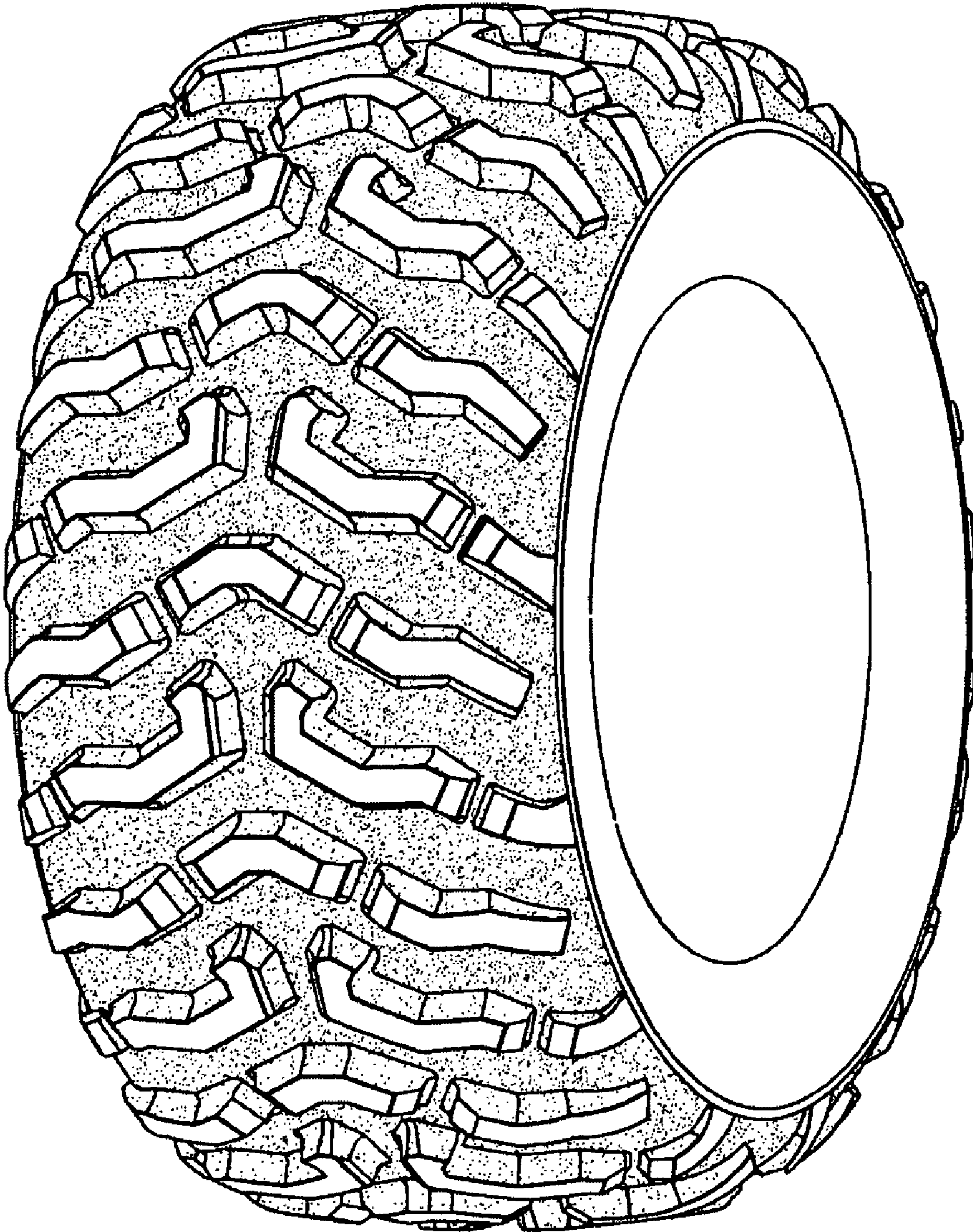


Fig. 1

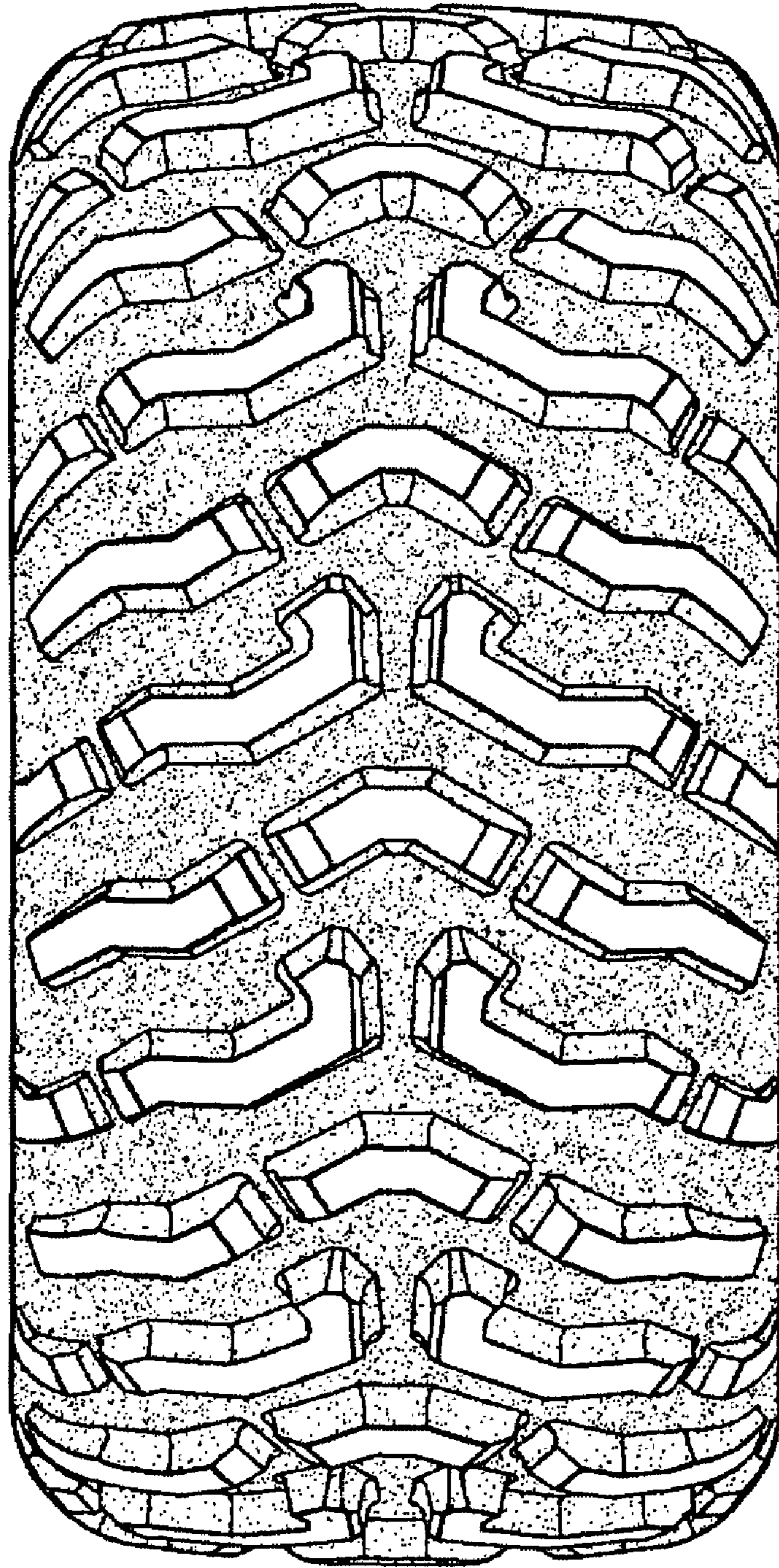


Fig. 2




Fig. 3

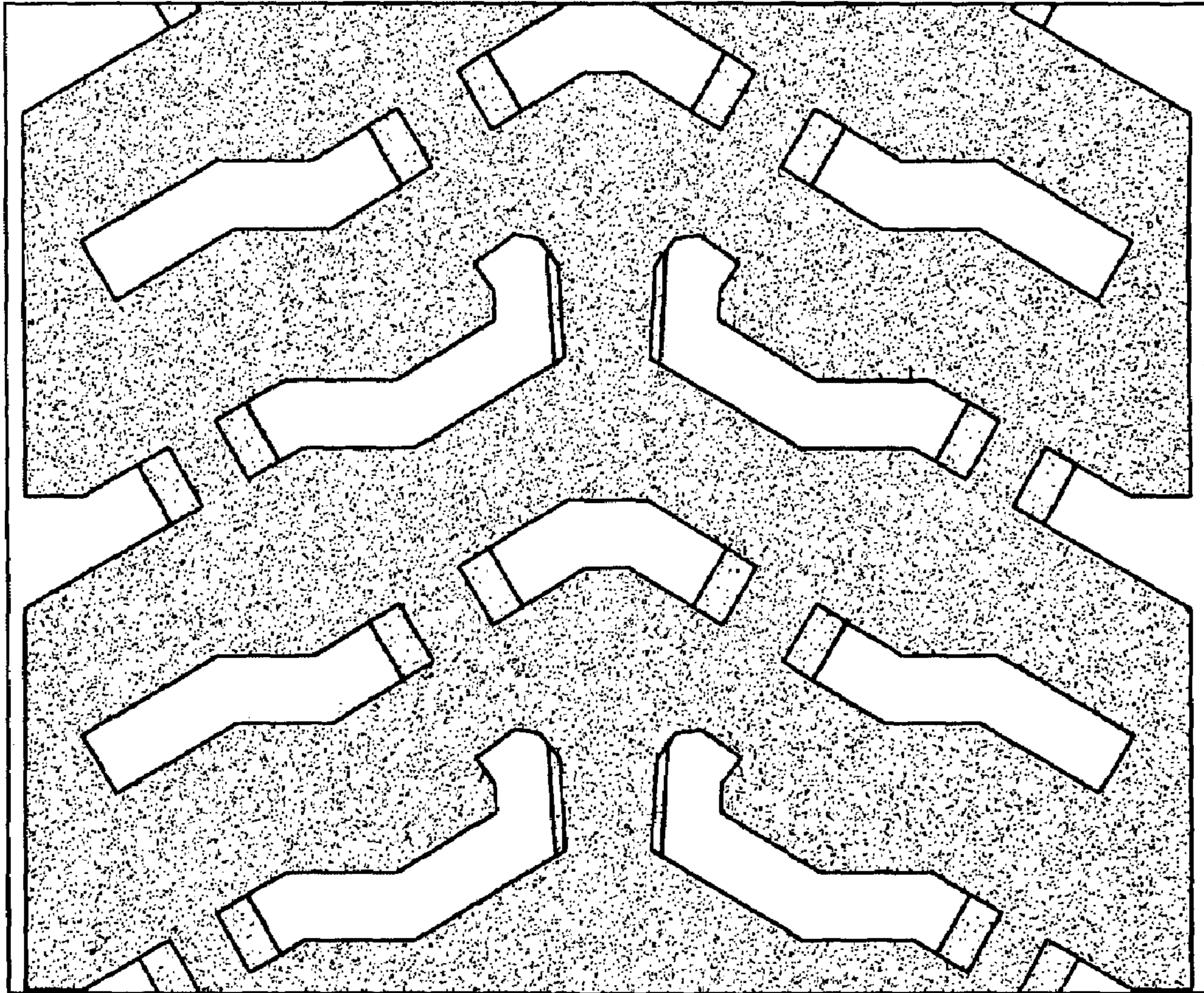


Fig.4