



US00D555571S

(12) **United States Design Patent** (10) **Patent No.:** **US D555,571 S**
Eskandry (45) **Date of Patent:** **** Nov. 20, 2007**

(54) **ANTI-SKID MAT FOR ACCESSORIES IN AN AUTOMOBILE**

OTHER PUBLICATIONS

(76) Inventor: **Ezra D. Eskandry**, 3802 NE. 207th St., TH-5, Aventura, FL (US) 33180

“Sticky Mat Anti-Slip Pad” at www.daydeal.com (2 pages).*
“Non-Slip Dash Mat” at www.magellans.com (1 page).*
“Galls Non-Slip Dash Mat” at www.galls.com (1 page).*

(**) Term: **14 Years**

Primary Examiner—Stacia Cadmus

(21) Appl. No.: **29/219,906**

(74) Attorney, Agent, or Firm—Robert C. Kain, Jr.; Fleit Kain

(22) Filed: **Dec. 27, 2004**

(57) **CLAIM**

(51) **LOC (8) Cl.** **12-16**

I claim the ornamental design for anti-skid mat for accessories in an automobile, as shown and described.

(52) **U.S. Cl.** **D12/400**

(58) **Field of Classification Search** D12/203, D12/400; D6/582–586, 592, 525; 296/97.3–97.9; 15/215–217; 16/110.1, 421; 280/163–164.1; 128/849; 224/312; D8/107, 80, 83; D5/47, D5/53; D9/456, 499; D3/299, 266; 428/40.1, 428/41.3, 316.6, 319.3, 149, 156, 41.5, 42.1, 428/131, 138, 137, 141, 922, 160, 179, 192, 428/194; 81/177.1, 21, 489; D14/458–459
See application file for complete search history.

DESCRIPTION

(56) **References Cited**

U.S. PATENT DOCUMENTS

D196,636 S *	10/1963	Atkin	D6/583
3,654,047 A *	4/1972	Berkowitz	428/179
D245,308 S *	8/1977	Baker	D6/583
D255,255 S *	6/1980	Leo	D6/583
D265,704 S *	8/1982	Yamamoto et al.	D6/583
D270,528 S *	9/1983	Bloomquist	D12/400
D302,417 S *	7/1989	Lehner et al.	D12/203
5,036,866 A *	8/1991	Eldrige et al.	128/849
5,379,929 A	1/1995	Eskandry	224/312
D355,095 S *	2/1995	Clever	D6/582
5,516,018 A	5/1996	Eskandry	224/312
D373,101 S	8/1996	Eskandry	D12/177
5,653,364 A	8/1997	Eskandry	224/312
D406,578 S *	3/1999	Fitzsimmons	D14/459
D414,063 S *	9/1999	Treubig	D6/525
D430,205 S	8/2000	Eskandry	D19/33

FIG. 1 is a front view of a small anti-skid mat for accessories in an automobile.

FIG. 2 is a rear view of the anti-skid mat for accessories in an automobile of FIG. 1.

FIG. 3 is a left side view of the anti-skid mat for accessories in an automobile of FIG. 1 (the right side view being identical).

FIG. 4 is a bottom view of the anti-skid mat for accessories in an automobile of FIG. 1.

FIG. 5 is a top view of the anti-skid mat for accessories in an automobile of FIG. 1.

FIG. 6 is a front view of a large anti-skid mat for accessories in an automobile.

FIG. 7 is a rear view of the anti-skid mat for accessories in an automobile of FIG. 6.

FIG. 8 is a bottom view of the anti-skid mat for accessories in an automobile of FIG. 6.

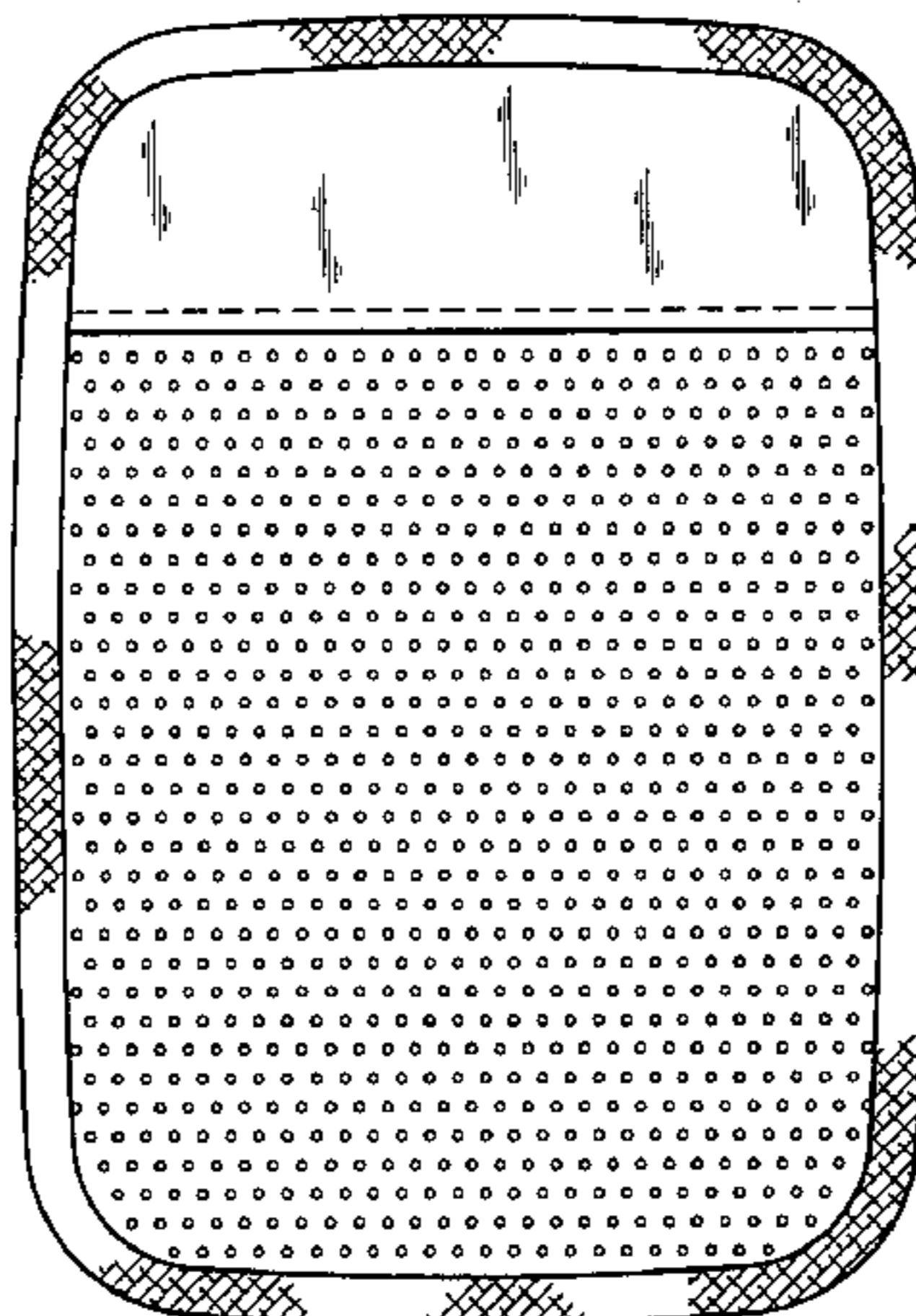
FIG. 9 is a top view of the anti-skid mat for accessories in an automobile of FIG. 6.

FIG. 10 is a left side view of the anti-skid mat for accessories in an automobile of FIG. 6; and,

FIG. 11 is a right side view of the anti-skid mat for accessories in an automobile of FIG. 6.

(Continued)

1 Claim, 3 Drawing Sheets



US D555,571 S

Page 2

U.S. PATENT DOCUMENTS

D430,397 S	9/2000	Eskandry	D3/290	D435,511 S	12/2000	Eskandry	D12/417
D432,981 S	10/2000	Eskandry	D12/417	D435,863 S	1/2001	Eskandry	D19/27
D433,064 S	10/2000	Eskandry	D19/78	D436,916 S	1/2001	Eskandry	D12/417
D433,444 S	11/2000	Eskandry	D19/27	D447,488 S *	9/2001	Lewtan	D14/459
D434,366 S	11/2000	Eskandry	D12/417	D464,807 S *	10/2002	Carter	D5/53
D434,368 S	11/2000	Eskandry	D12/417	D478,452 S *	8/2003	Kafka et al.	D6/583
D434,803 S	12/2000	Eskandry	D19/78	D478,494 S *	8/2003	Arnold	D8/107
D434,901 S	12/2000	Eskandry	D3/284	6,673,409 B1	1/2004	Wheatley	428/40.1

* cited by examiner

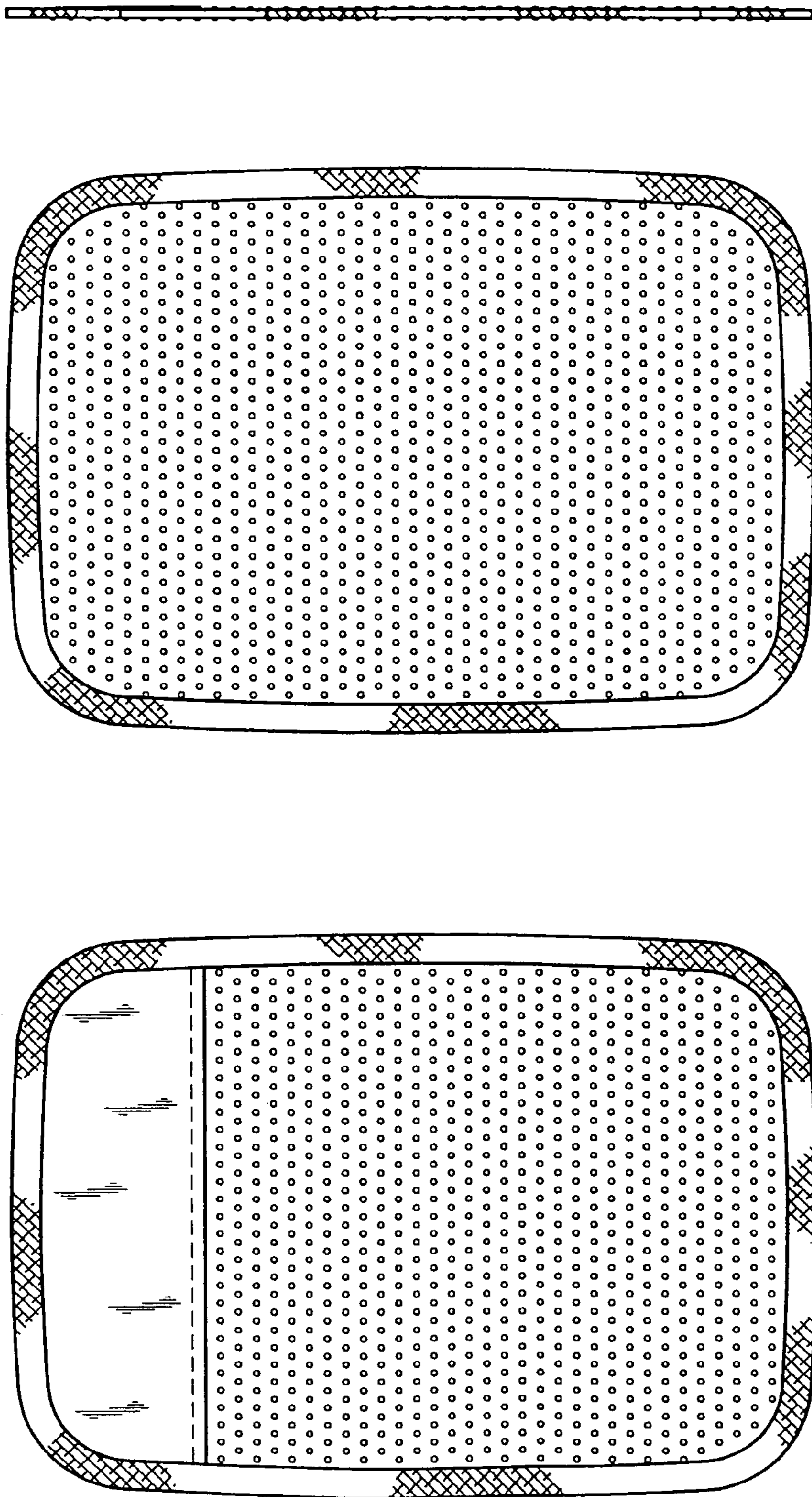


FIG. 1

FIG. 2

FIG. 3



FIG. 4



FIG. 5

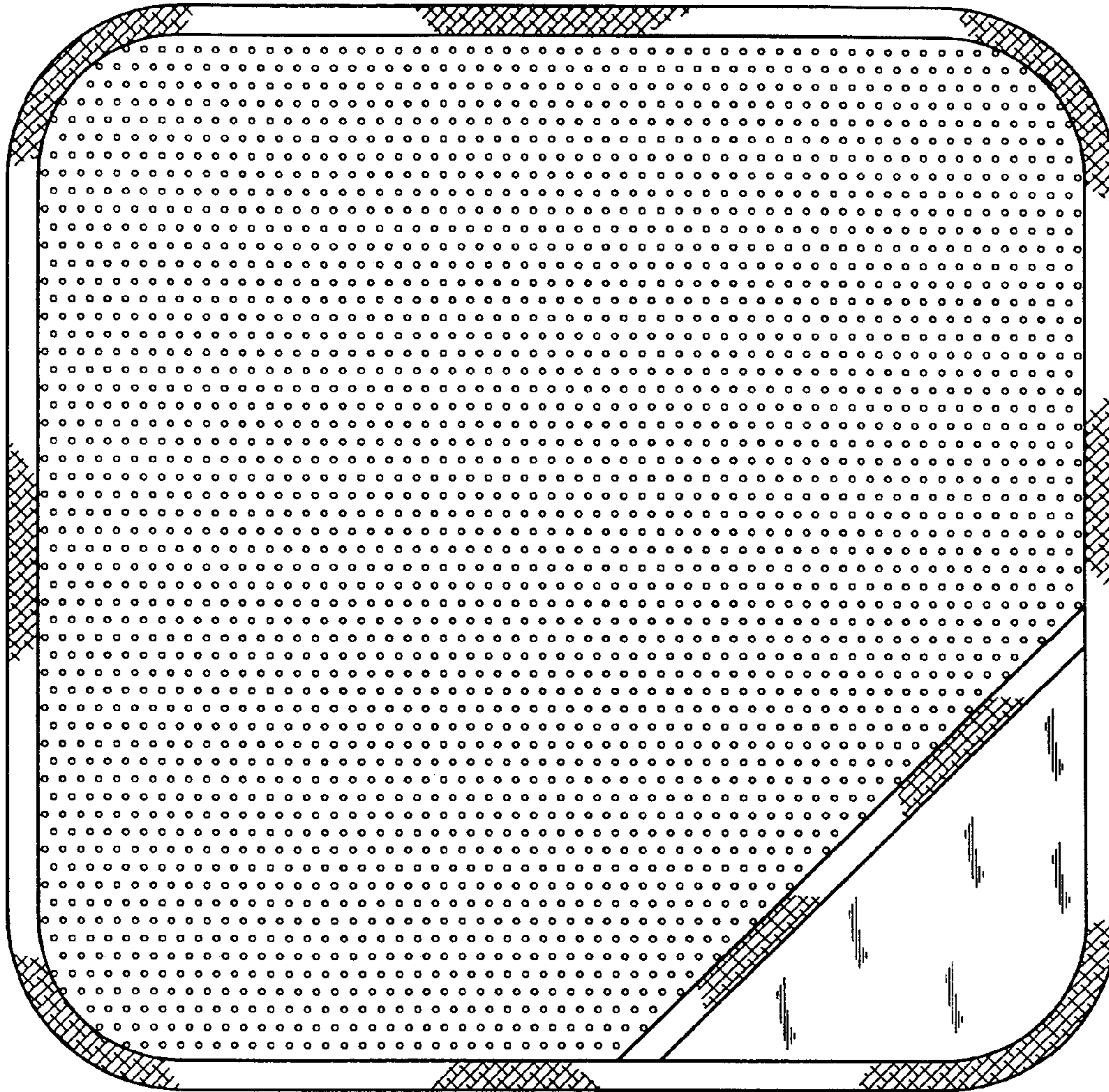


FIG. 6



FIG. 8



FIG. 9




FIG. 7



FIG. 10



FIG. 11