



US00D555569S

(12) **United States Design Patent**
Buettner

(10) **Patent No.:** **US D555,569 S**

(45) **Date of Patent:** **** Nov. 20, 2007**

(54) **RISER BLOCK**

(76) **Inventor:** **Charles Leo Buettner**, 7731 164th La.
NW., Ramsey, MN (US) 55303

(**) **Term:** **14 Years**

(21) **Appl. No.:** **29/257,502**

(22) **Filed:** **Apr. 5, 2006**

(51) **LOC (8) Cl.** **12-06**

(52) **U.S. Cl.** **D12/223**

(58) **Field of Classification Search** D12/223,
D12/400; 74/551, 551.1

See application file for complete search history.

(56) **References Cited**

U.S. PATENT DOCUMENTS

D307,575 S * 5/1990 Gano D12/217
2006/0162483 A1* 7/2006 Bowers 74/551.3

* cited by examiner

Primary Examiner—Holly H. Baynham

Assistant Examiner—Sheryl Friedman

(74) *Attorney, Agent, or Firm*—Michael A. Mochinski

(57) **CLAIM**

I claim the ornamental design for a riser block, as shown and described.

DESCRIPTION

FIG. 1 is a left side perspective view of a riser block;

FIG. 2 is a front elevational view of FIG. 1;

FIG. 3 is a rear elevational view of FIG. 1;

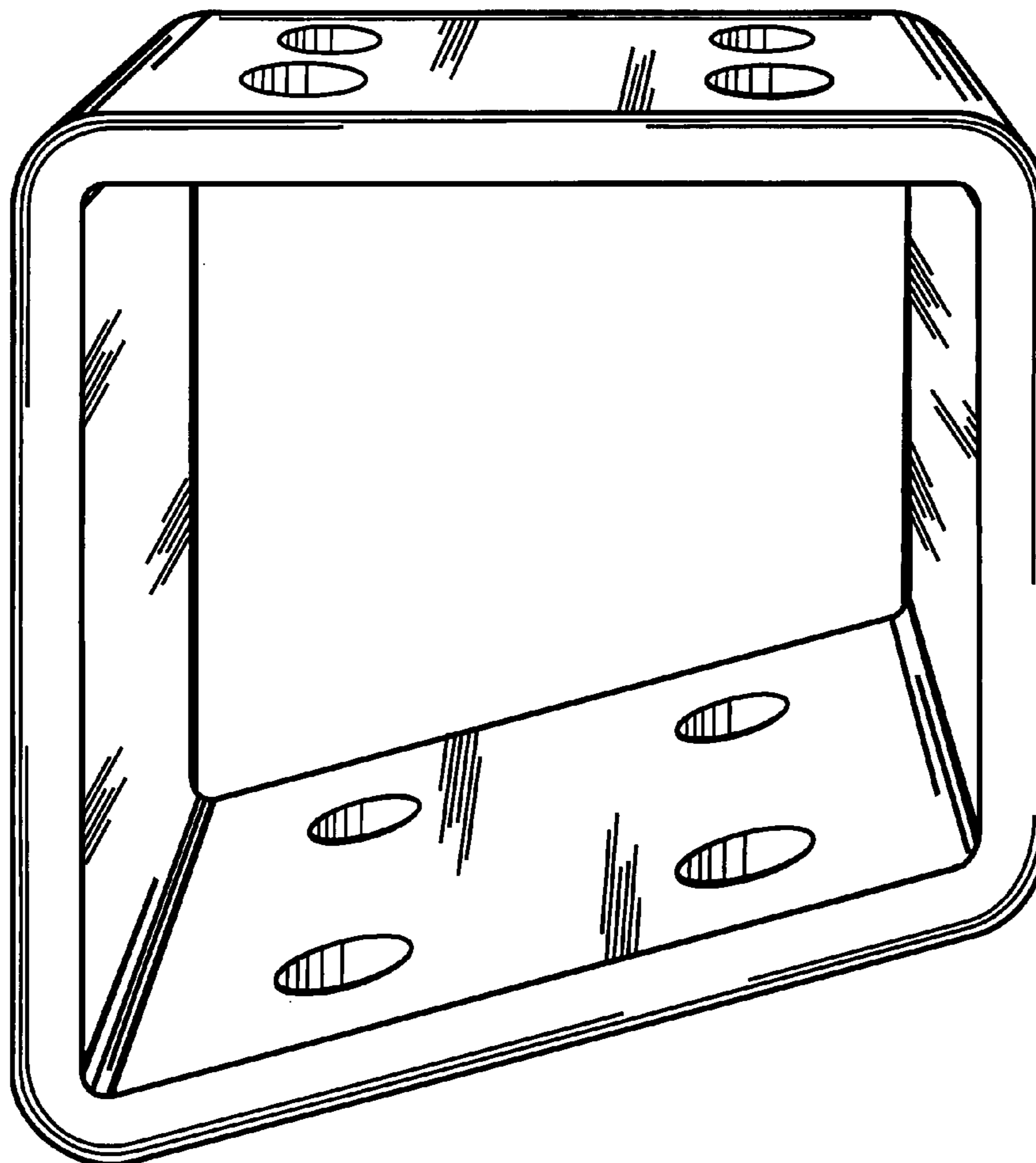
FIG. 4 is a right side elevational view of FIG. 1;

FIG. 5 is a left side elevational view of FIG. 1;

FIG. 6 is a top plan view of FIG. 1; and,

FIG. 7 is a bottom plan view of FIG. 1.

1 Claim, 7 Drawing Sheets






FIG. 1




FIG. 2




FIG. 3




FIG. 4




FIG. 5

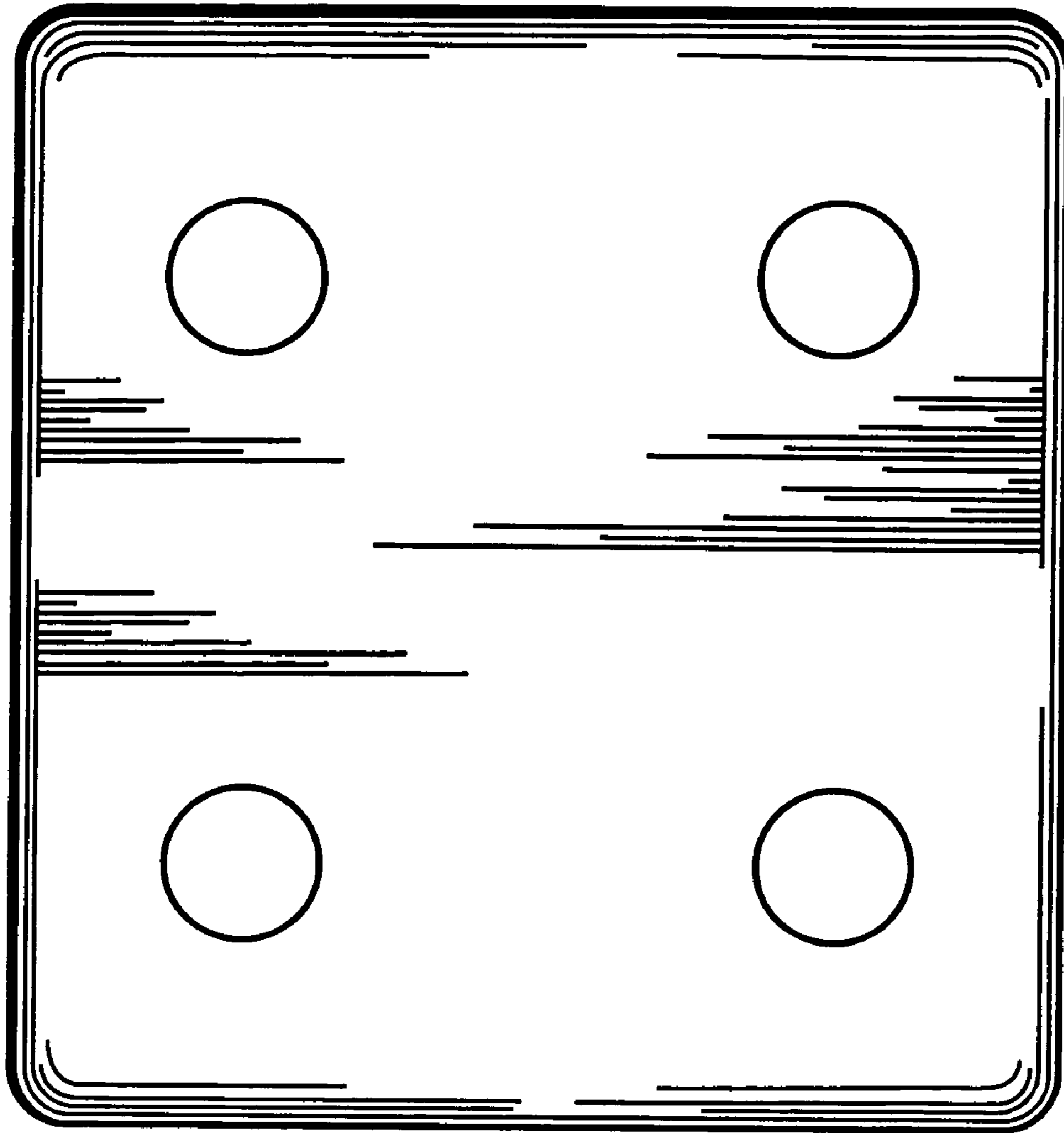


FIG. 6

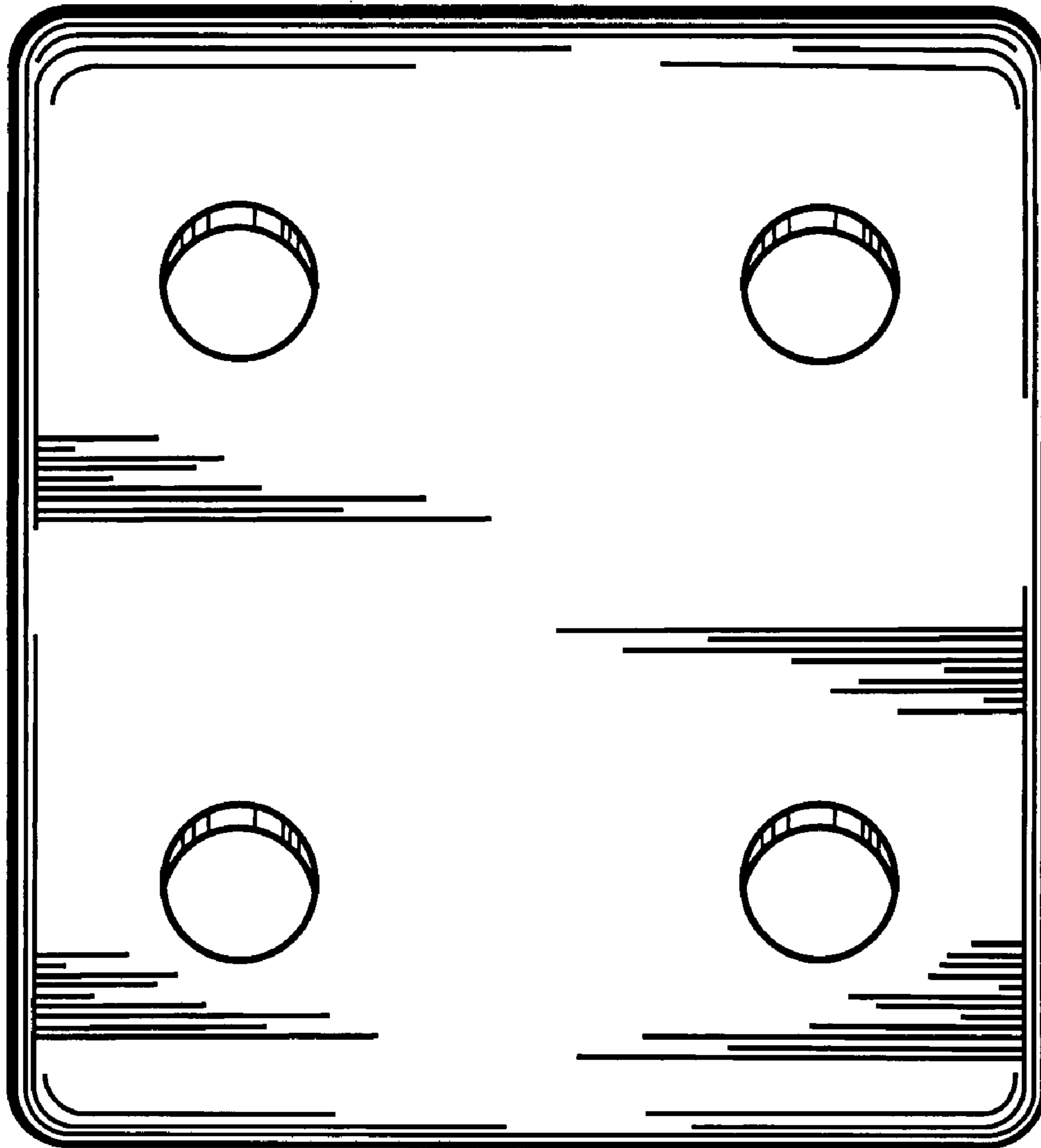


FIG. 7