



US00D555563S

(12) **United States Design Patent**  
**Iacovelli et al.**

(10) **Patent No.:** **US D555,563 S**

(45) **Date of Patent:** **\*\* Nov. 20, 2007**

(54) **FLOOR MAT**

D517,967 S \* 3/2006 Hussaini et al. .... D12/203  
D535,929 S \* 1/2007 Kraines ..... D12/203

(75) Inventors: **Marc Iacovelli**, Miami, FL (US); **Eddie Garrastacho**, Miami, FL (US)

\* cited by examiner

(73) Assignee: **Rally Manufacturing, Inc.**, Miami Gardens, FL (US)

*Primary Examiner*—Stacia Cadmus

(74) *Attorney, Agent, or Firm*—Berenato, White & Stavish

(\*\*) Term: **14 Years**

(57) **CLAIM**

(21) Appl. No.: **29/287,177**

The ornamental design for a floor mat, as shown and described.

(22) Filed: **Jul. 6, 2007**

**DESCRIPTION**

(51) **LOC (8) Cl.** ..... **12-16**

FIG. 1 is a front perspective view of the floor mat according to the present invention

(52) **U.S. Cl.** ..... **D12/203**

FIG. 2 is a front view of the floor mat of FIG. 1.

(58) **Field of Classification Search** ..... D12/203;  
D6/582-586, 592; 296/97.23; 15/215-217;  
428/138, 141; 280/163-164.1

FIG. 3 is a rear view of the floor mat of FIG. 1.

See application file for complete search history.

FIG. 4 is a right side view of the floor mat of FIG. 1.

FIG. 5 is a left side view of the floor mat of FIG. 1.

(56) **References Cited**

FIG. 6 is a top view of the floor mat of FIG. 1; and,

FIG. 7 is a bottom view of the floor mat of FIG. 1.

**U.S. PATENT DOCUMENTS**

D422,256 S \* 4/2000 Lu ..... D12/203  
D508,670 S \* 8/2005 Hussaini et al. .... D12/203

**1 Claim, 5 Drawing Sheets**




Fig. 1

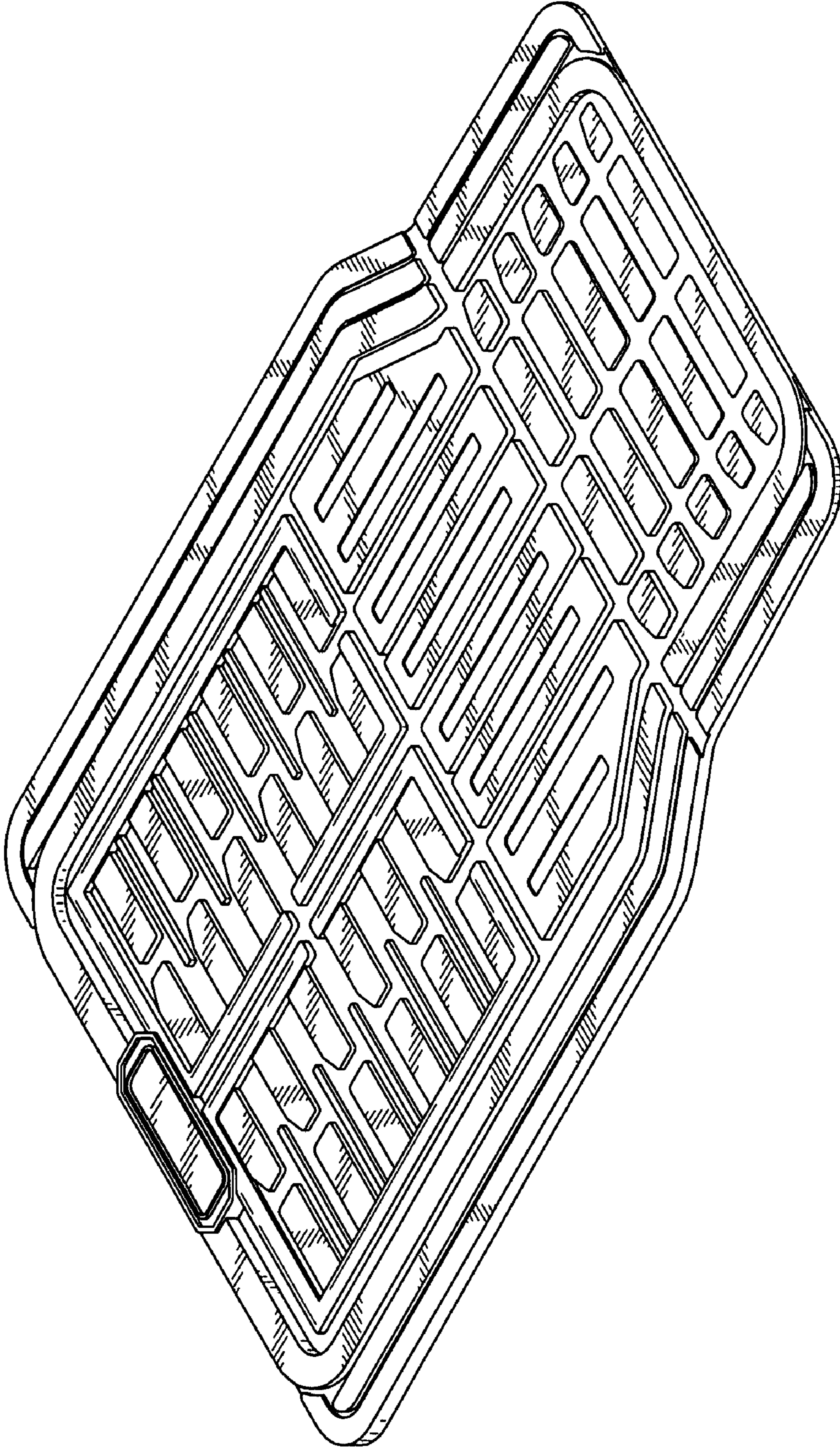


Fig. 2




Fig. 3



Fig. 4



Fig. 5



Fig. 6



Fig. 7

