



US00D555559S

(12) **United States Design Patent**  
**Levy**

(10) **Patent No.:** **US D555,559 S**

(45) **Date of Patent:** **\*\* Nov. 20, 2007**

(54) **VEHICLE DOOR**

(75) Inventor: **Todd Levy**, Göteborg (SE)

(73) Assignee: **Ford Global Technologies, LLC**,  
Dearborn, MI (US)

(\*\*) Term: **14 Years**

(21) Appl. No.: **29/257,982**

(22) Filed: **Apr. 13, 2006**

(51) **LOC (8) Cl.** ..... **12-16**

(52) **U.S. Cl.** ..... **D12/196**

(58) **Field of Classification Search** ..... D12/196,  
D12/86, 90-92; 296/181.1, 181.5  
See application file for complete search history.

(56) **References Cited**

**U.S. PATENT DOCUMENTS**

D343,145 S	1/1994	Harbury	
D418,471 S *	1/2000	Gabath	D12/196
D424,131 S	5/2000	Horbury et al.	
D467,849 S *	12/2002	Murkett	D12/196
D472,850 S	4/2003	Frasher et al.	
D479,170 S *	9/2003	Boyer	D12/196
D491,860 S *	6/2004	Velazco	D12/196

D500,973 S	1/2005	Otto et al.	
D501,168 S	1/2005	Otto et al.	
D511,128 S *	11/2005	Nagashima	D12/196
D511,129 S *	11/2005	Nagashima	D12/196

\* cited by examiner

*Primary Examiner*—Melody N. Brown  
(74) *Attorney, Agent, or Firm*—Brooks Kushman P.C.


(57) **CLAIM**

The ornamental design for a vehicle door, as shown and described.

**DESCRIPTION**

FIG. 1 is a right side perspective view of a vehicle door showing my new design;  
FIG. 2 is another right side perspective view thereof;  
FIG. 3 is a left side perspective view thereof;  
FIG. 4 is a front side elevation view thereof;  
FIG. 5 is a rear elevation view thereof;  
FIG. 6 is a right side elevation view thereof; and,  
FIG. 7 is a left side elevation view thereof.

**1 Claim, 7 Drawing Sheets**






Fig. 1


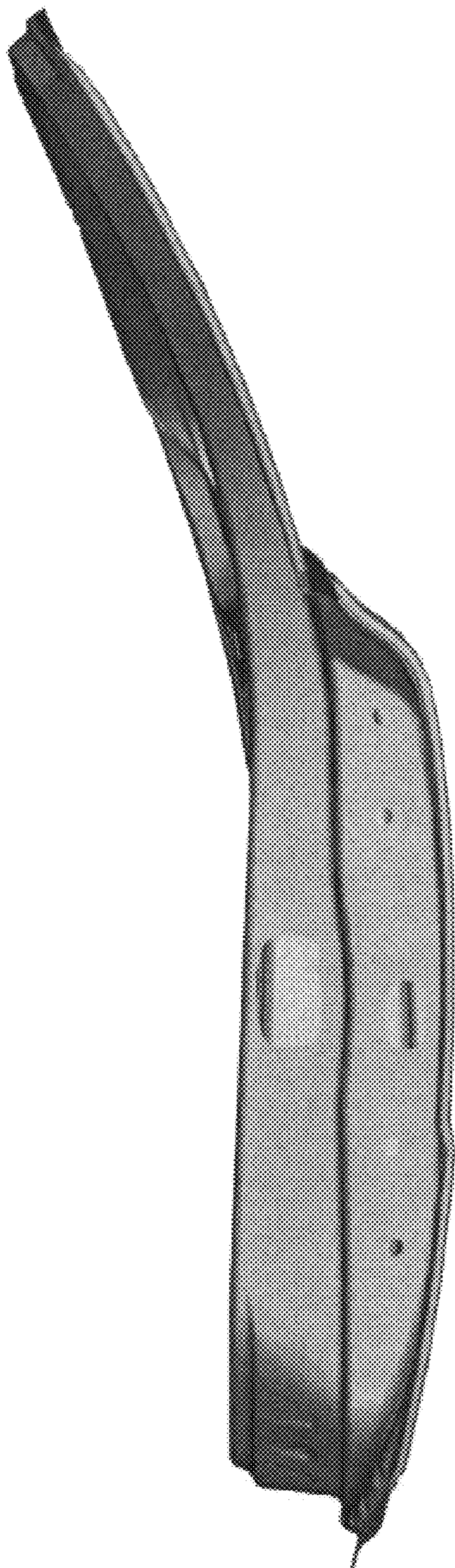



Fig. 2



**Fig. 3**



**Fig. 4**



**Fig. 5**





Fig. 6



**Fig. 7**