



US00D555558S

(12) **United States Design Patent**
Skilliter, III et al.

(10) **Patent No.:** **US D555,558 S**

(45) **Date of Patent:** **** Nov. 20, 2007**

(54) **MIRROR**

(75) Inventors: **Robert T. Skilliter, III**, Curtice, OH (US); **Anthony P. Pietrowski**, Clay Center, OH (US)

(73) Assignee: **Chantilly Development Corporation**, Unionville, PA (US)

(**) Term: **14 Years**

(21) Appl. No.: **29/256,049**

(22) Filed: **Mar. 14, 2006**

(51) **LOC (8) Cl.** **12-16**

(52) **U.S. Cl.** **D12/187**

(58) **Field of Classification Search** D12/187-189; 340/815.4-815.5; 248/475.1, 481; 359/838-851, 359/855-868, 871-881, 603, 708, 512, 853
See application file for complete search history.

5,005,963 A	4/1991	Schmidt et al.	
D320,591 S *	10/1991	Schmidt et al.	D12/187
5,084,785 A	1/1992	Albers et al.	
5,116,013 A	5/1992	Malcolmson	
5,153,781 A	10/1992	Brandt	
5,155,625 A	10/1992	Komatsu et al.	
D346,357 S *	4/1994	Englander	D12/189
5,307,211 A	4/1994	Schmidt et al.	
5,321,556 A	6/1994	Joe	
D349,088 S *	7/1994	McColgan	D12/187
5,563,744 A	10/1996	Matsumiya	
5,589,984 A *	12/1996	Schmidt et al.	359/603
D390,522 S	2/1998	Nagayama	
5,805,367 A	9/1998	Kanazawa	
D406,088 S *	2/1999	Hanlon et al.	D12/187
5,959,793 A	9/1999	Kellman-Turek	
5,969,890 A	10/1999	Whitehead	
D440,921 S *	4/2001	Schmidt et al.	D12/187
6,227,674 B1	5/2001	Englander	

(Continued)

Primary Examiner—Stacia Cadmus

(74) *Attorney, Agent, or Firm*—MacMillan, Sobanski & Todd, LLC

(56) **References Cited**

U.S. PATENT DOCUMENTS

1,629,458 A	5/1927	Jassen	
1,651,896 A	12/1927	La Hodny	
1,724,029 A	8/1929	La Hodny	
1,733,391 A	10/1929	Arnold	
3,390,937 A	7/1968	Nicholson	
3,421,728 A	1/1969	Gordon	
3,610,739 A	10/1971	Seashore	
3,934,807 A	1/1976	Boutin	
4,105,295 A	8/1978	Skilliter, Jr.	
4,225,212 A	9/1980	Grabowski	
4,435,042 A	3/1984	Wood et al.	
4,436,372 A	3/1984	Schmidt et al.	
4,678,294 A	7/1987	Van Nostrand	
4,695,138 A	9/1987	Epstein	
D293,903 S *	1/1988	Kolenda et al.	D12/187
4,728,180 A	3/1988	Janowicz	
4,730,914 A	3/1988	Stout	
4,822,157 A	4/1989	Stout	
4,927,255 A	5/1990	Martinez	
4,938,578 A	7/1990	Schmidt et al.	
4,989,966 A	2/1991	Kim	

(57) **CLAIM**

The ornamental design for a mirror, as shown and described.

DESCRIPTION

FIG. 1 is a front perspective view of a mirror according to the present design;

FIG. 2 is a back perspective view thereof;

FIG. 3 is a front elevational view thereof;

FIG. 4 is a top plan view thereof;

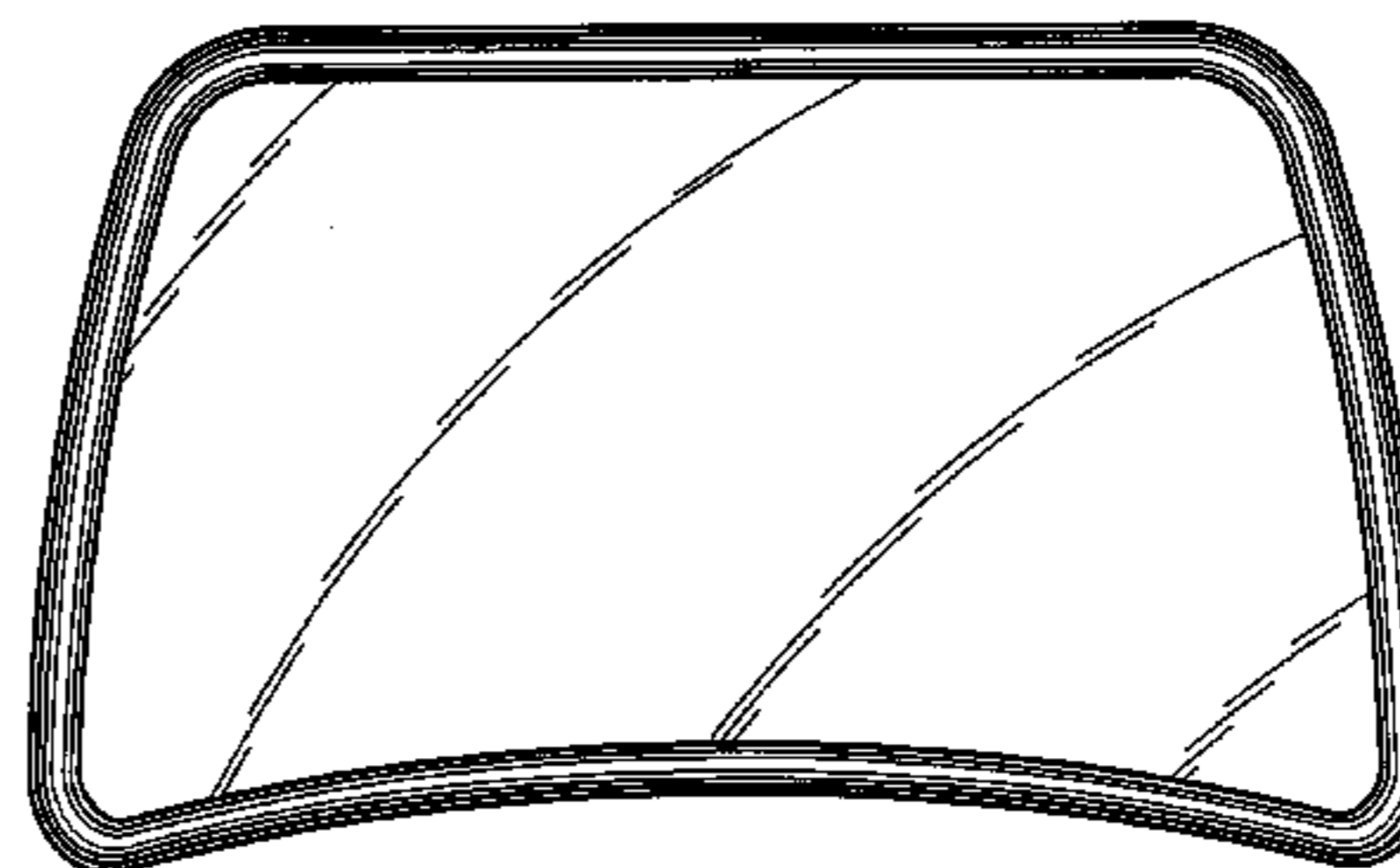
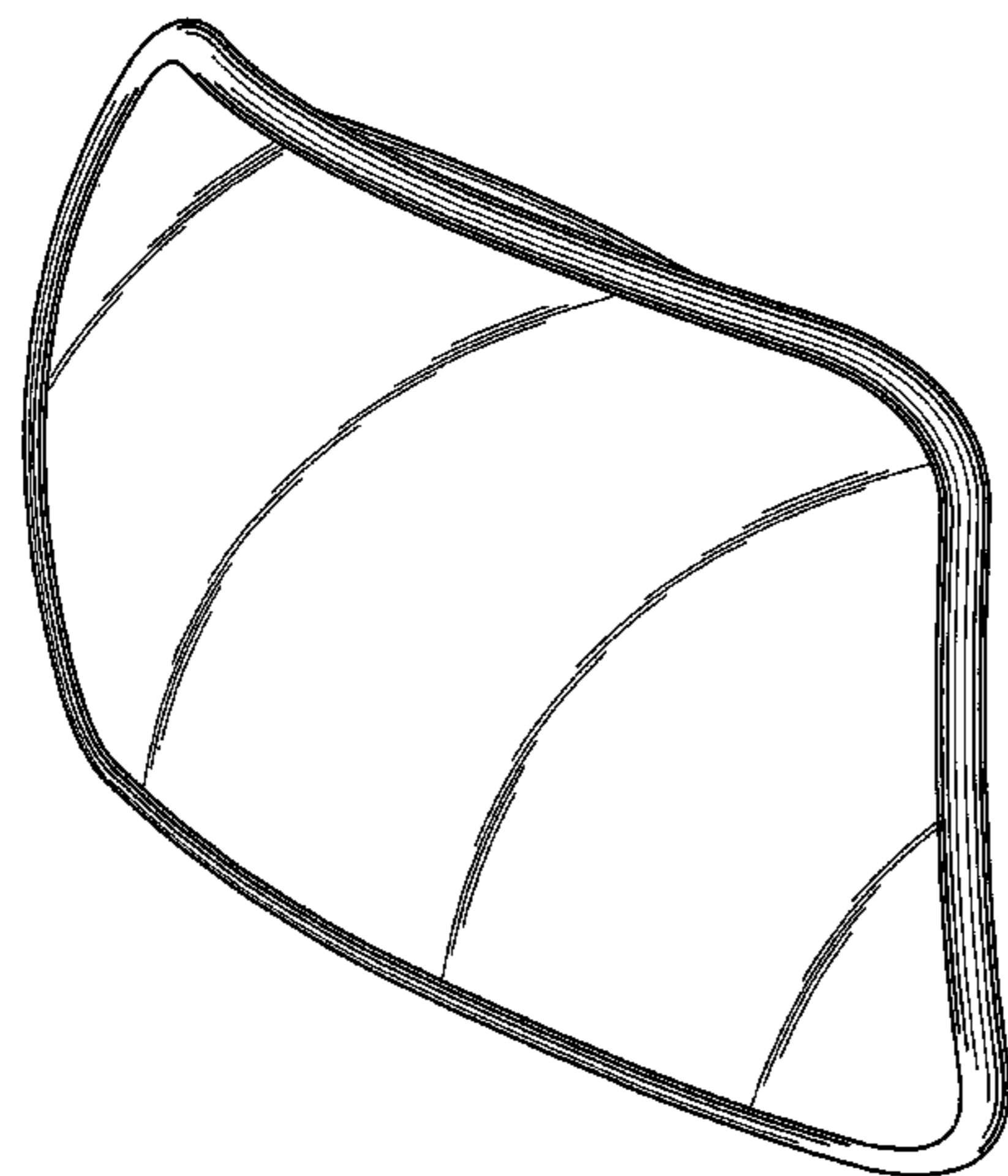
FIG. 5 is a bottom plan view thereof;

FIG. 6 is a first side elevational view thereof; and,

FIG. 7 is a second side elevational view thereof.

The broken lines shown FIGS. 2 and 5 are illustrative of environmental structure only and form no part of the claimed design.

1 Claim, 5 Drawing Sheets



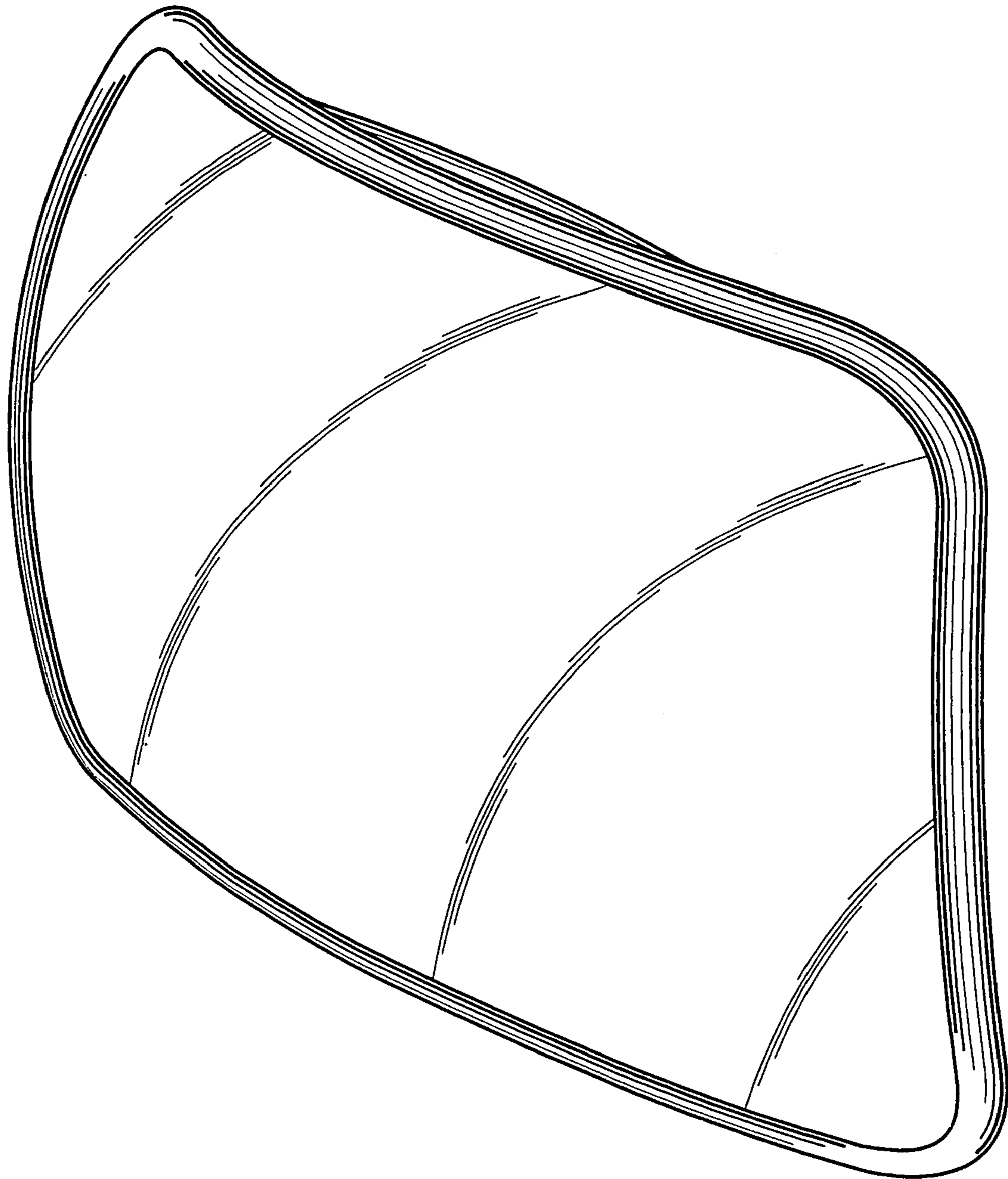
US D555,558 S

Page 2

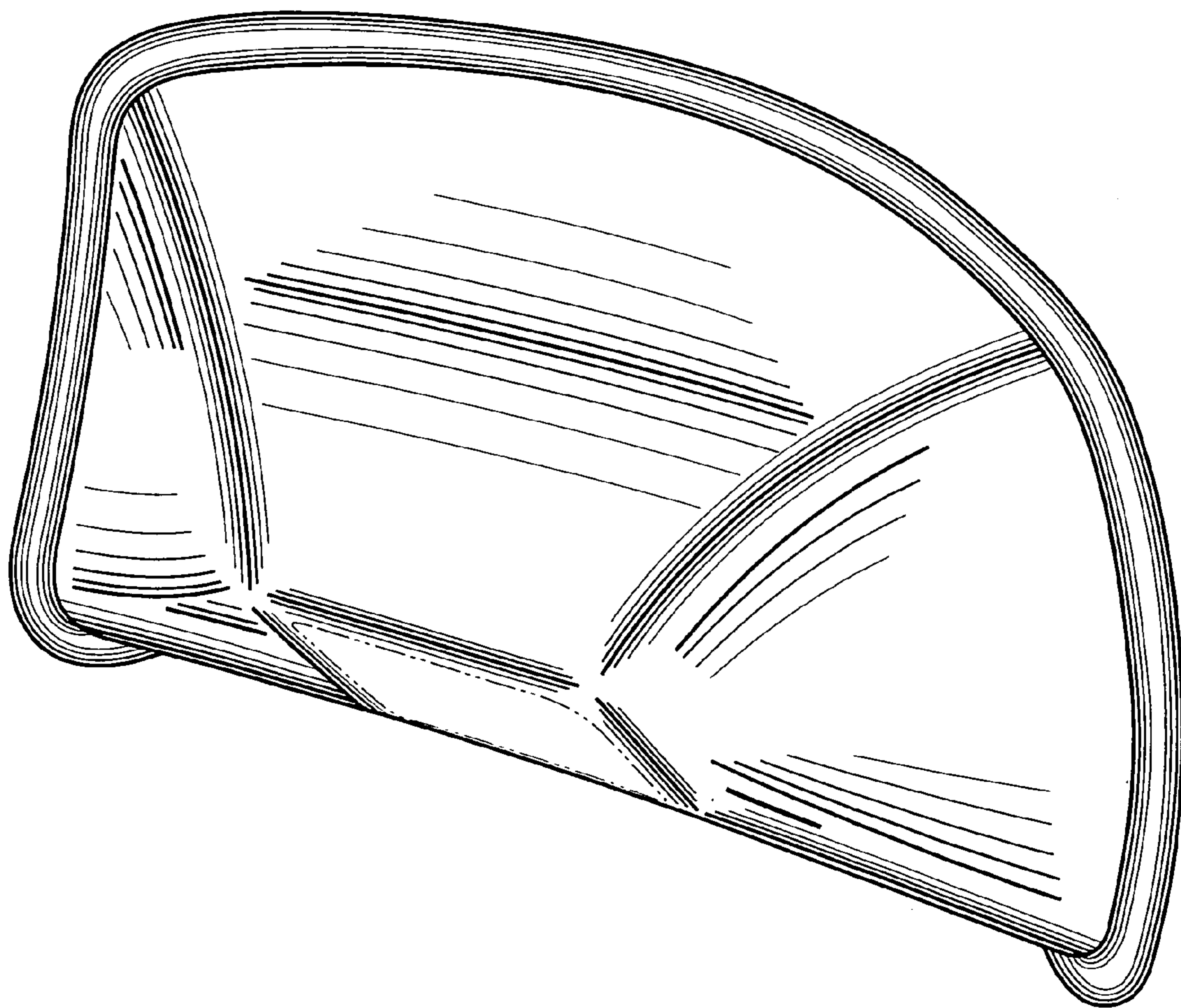
U.S. PATENT DOCUMENTS

6,293,679	B1	9/2001	Schmidt et al.				
D456,330	S *	4/2002	Wade	D12/187			
6,398,375	B1	6/2002	Englander				
D486,106	S *	2/2004	Huang	D12/187			
D501,165	S *	1/2005	Grove	D12/188			
D505,369	S *	5/2005	Huang	D12/187			
7,012,761	B1 *	3/2006	Schmidt et al.	359/708			
7,080,911	B2	7/2006	Schmidt et al.				
					D528,484	S *	9/2006 Schmidt et al. D12/187
					2001/0012163	A1	8/2001 Englander
					2002/0089753	A1	7/2002 Englander
					2005/0128611	A1	6/2005 Englander
					2005/0174659	A1	8/2005 Schmidt et al.
					2005/0180034	A1	8/2005 Schmidt et al.
					2005/0254152	A1	11/2005 Houdyshell

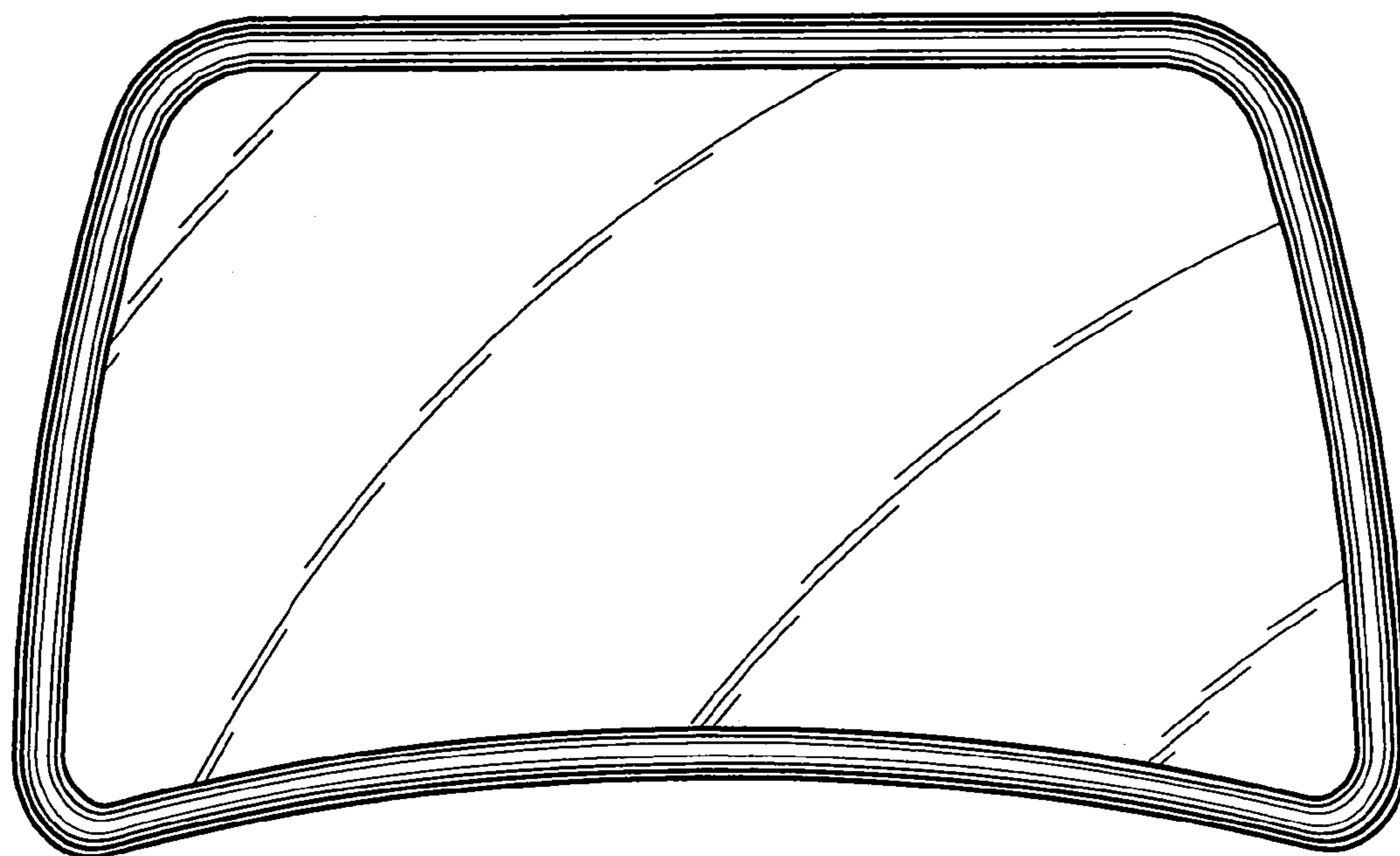
* cited by examiner



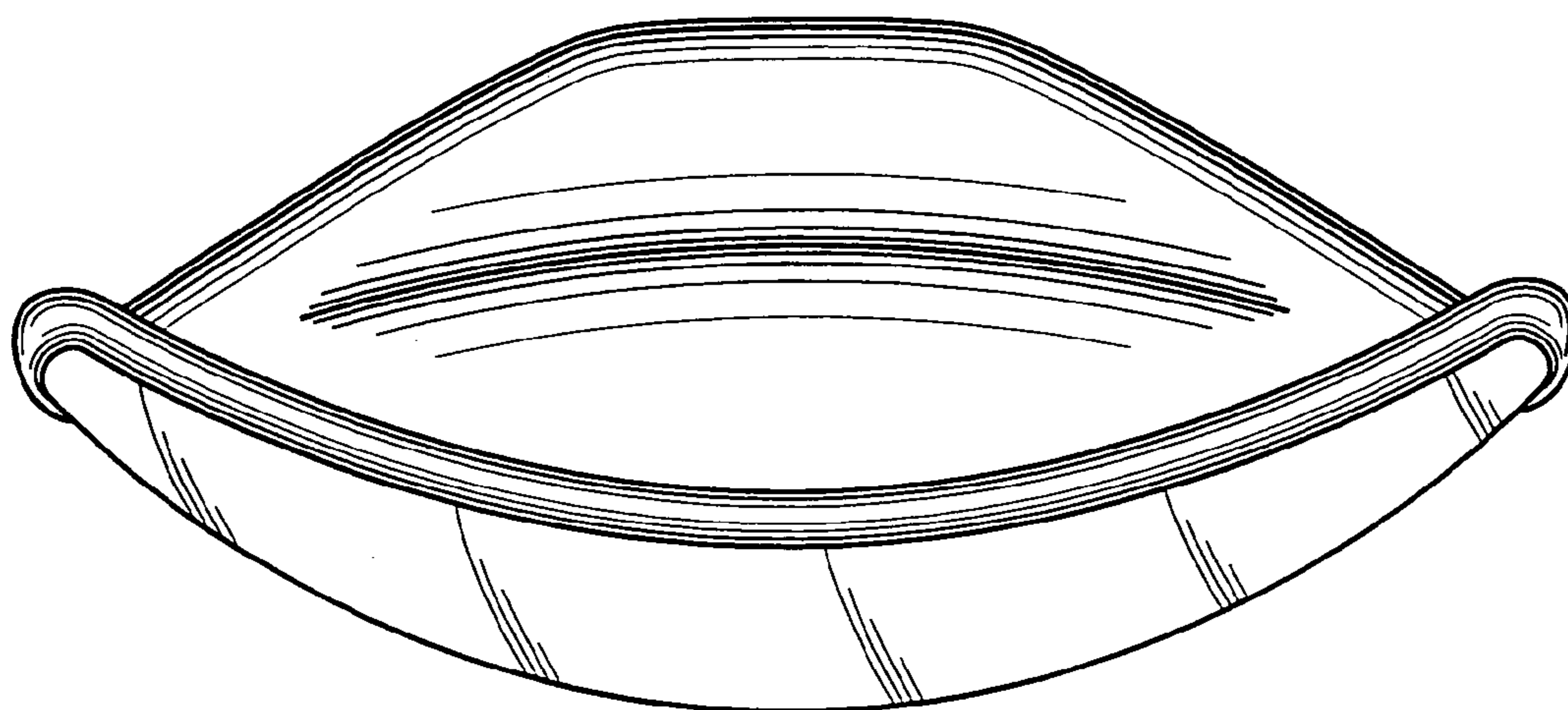
—FIG. 1



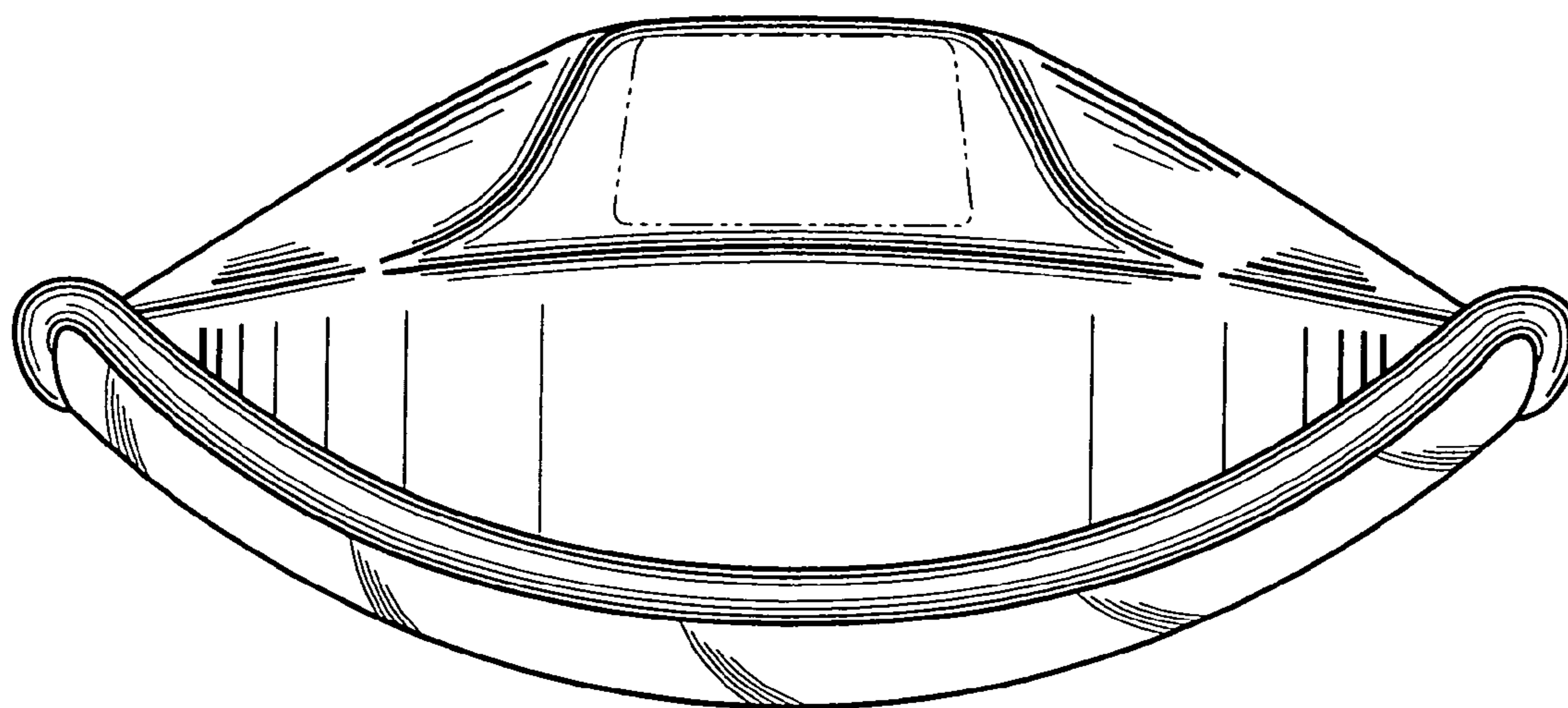
—FIG. 2




—FIG. 3




—FIG. 4



—FIG. 5



—FIG. 6



—FIG. 7