



US00D555536S

(12) **United States Design Patent**
Mechanic et al.

(10) **Patent No.:** **US D555,536 S**

(45) **Date of Patent:** **** Nov. 20, 2007**

(54) **DOOR FIGURINE**

(75) Inventors: **A. Donald Mechanic**, Dallas, TX (US);
Zhaoqi Xu, Xiamen (CN)

(73) Assignee: **Don Mechanic Enterprises, Ltd.**,
Addison, TX (US)

(**) Term: **14 Years**

(21) Appl. No.: **29/273,880**

(22) Filed: **Mar. 15, 2007**

(51) **LOC (8) Cl.** **11-02**

(52) **U.S. Cl.** **D11/157**

(58) **Field of Classification Search** D11/111,
D11/121, 122, 125, 131-140, 157-164; D6/300-314,
D6/332, 329, 396-400, 403, 404, 450, 491-494,
D6/497, 509, 557, 563, 567, 568, 574; D9/636,
D9/640; D19/34.1-34.5, 95-97; D20/10,
D20/12, 15, 19, 20, 29, 38; D21/494; D23/343-350;
D25/47, 48, 52, 60; D99/17-25; 428/3,
428/7-9, 13, 14, 542.2, 542.4, 913.3; 52/36.3,
52/204.1, 204.2, 210, 211, 215, 455, 782.1,
52/784.1, 656.4, 656.8; 49/501, 504
See application file for complete search history.

(56) **References Cited**

U.S. PATENT DOCUMENTS

- 1,801,387 A * 4/1931 Routman 40/800
- 2,080,555 A * 5/1937 Beil et al. 52/211
- D110,460 S * 7/1938 Baum D25/60
- D110,461 S * 7/1938 Baum D25/60
- D118,904 S * 2/1940 Harbeson D6/450
- D129,513 S * 9/1941 Parker D11/158
- D161,267 S * 12/1950 Johnson D11/122

- D163,705 S * 6/1951 McDonald D11/157
- D269,075 S * 5/1983 Dane D11/157
- 4,489,517 A * 12/1984 Young 49/382
- 5,058,323 A * 10/1991 Gerritsen 49/504

* cited by examiner

Primary Examiner—Catherine Tuttle

(74) *Attorney, Agent, or Firm*—Gardere Wynne Sewell LLP

(57) **CLAIM**

The ornamental design for a door figurine, as shown and described.

DESCRIPTION

FIG. 1 is a perspective view of a door figurine in accordance with the invention;

FIG. 2 is a front elevation view of the door figurine shown in FIG. 1;

FIG. 3 is a rear elevation view of the door figurine shown in FIG. 1;

FIG. 4 is a left side elevation view of the door figurine shown in FIG. 1;


FIG. 5 is a right side elevation view of the door figurine shown in FIG. 1;

FIG. 6 is a top plan view of the door figurine shown in FIG. 1; and,

FIG. 7 is a bottom plan view of the door figurine shown in FIG. 1.

The dashed lines shown in FIGS. 1, 2, 4 and 5 are for illustration purposes only and form no part of the claimed design.

1 Claim, 3 Drawing Sheets






FIG. 1




FIG. 2




FIG. 3

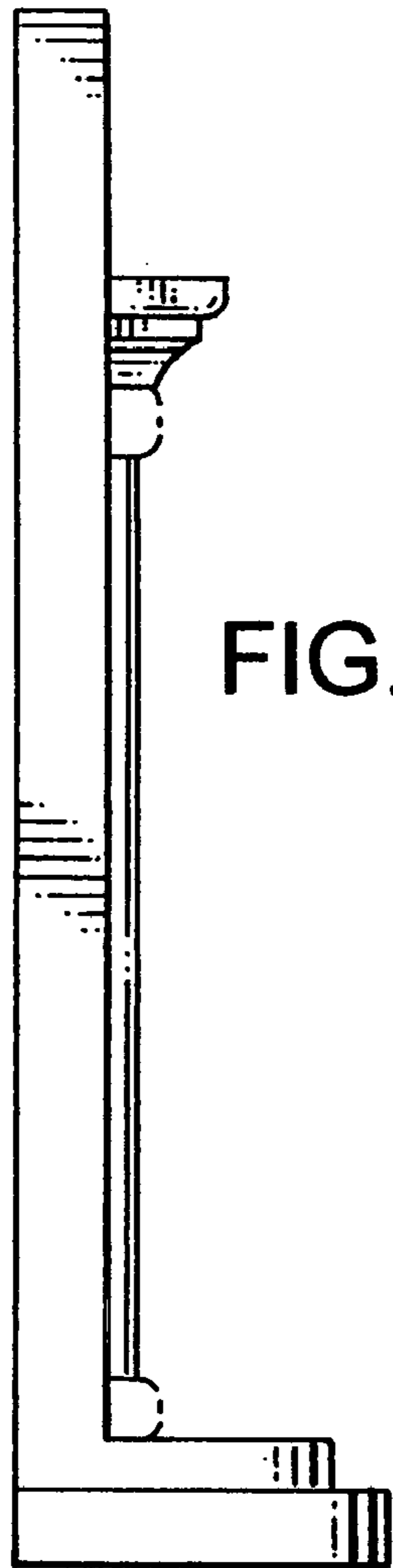


FIG. 4

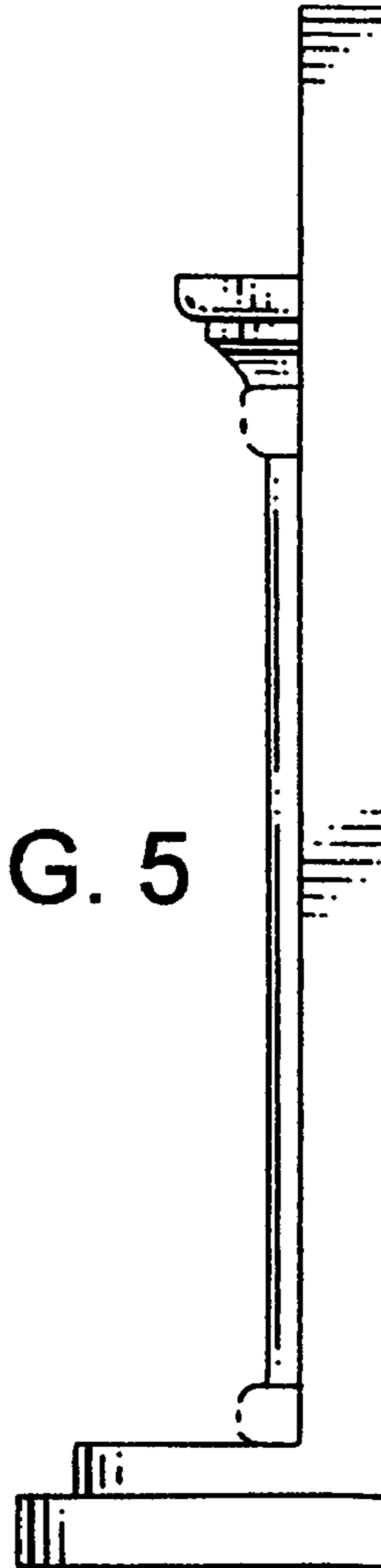


FIG. 5

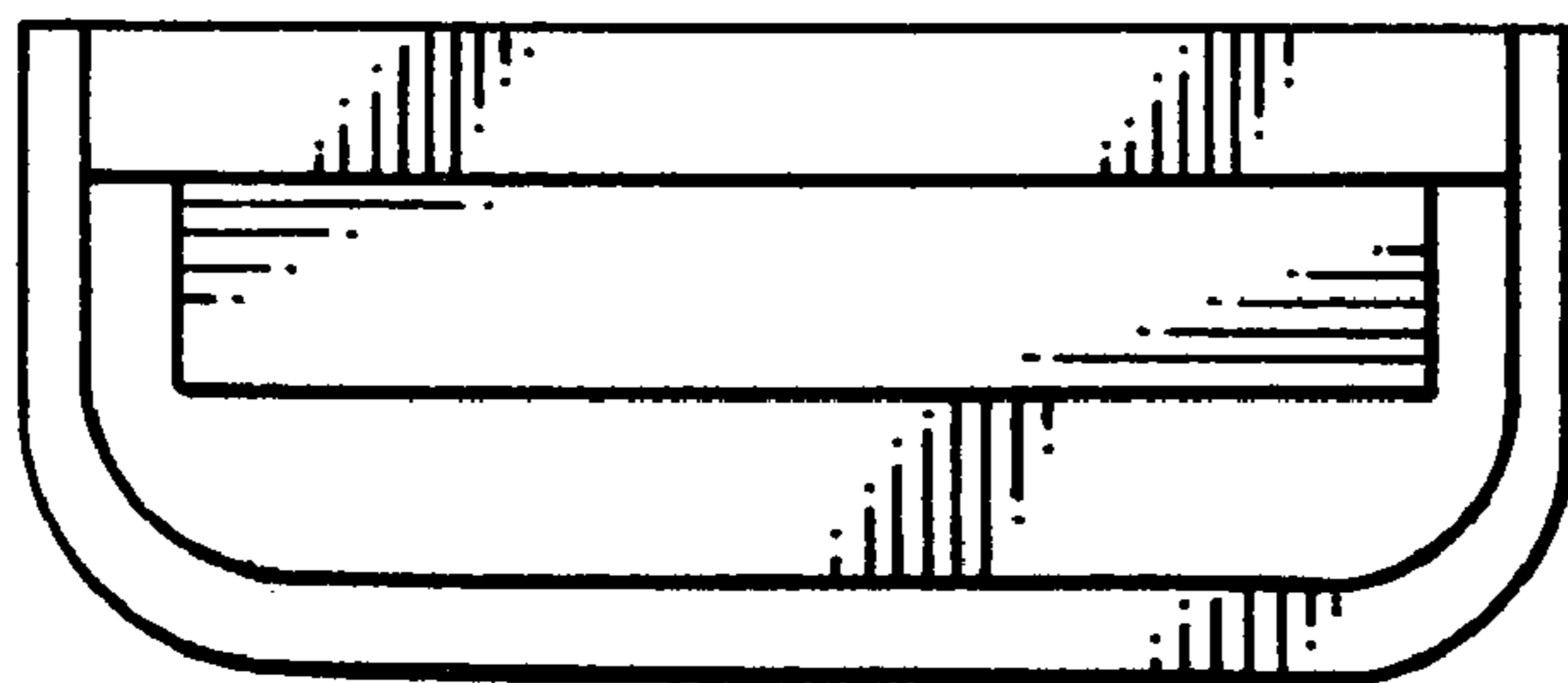


FIG. 6

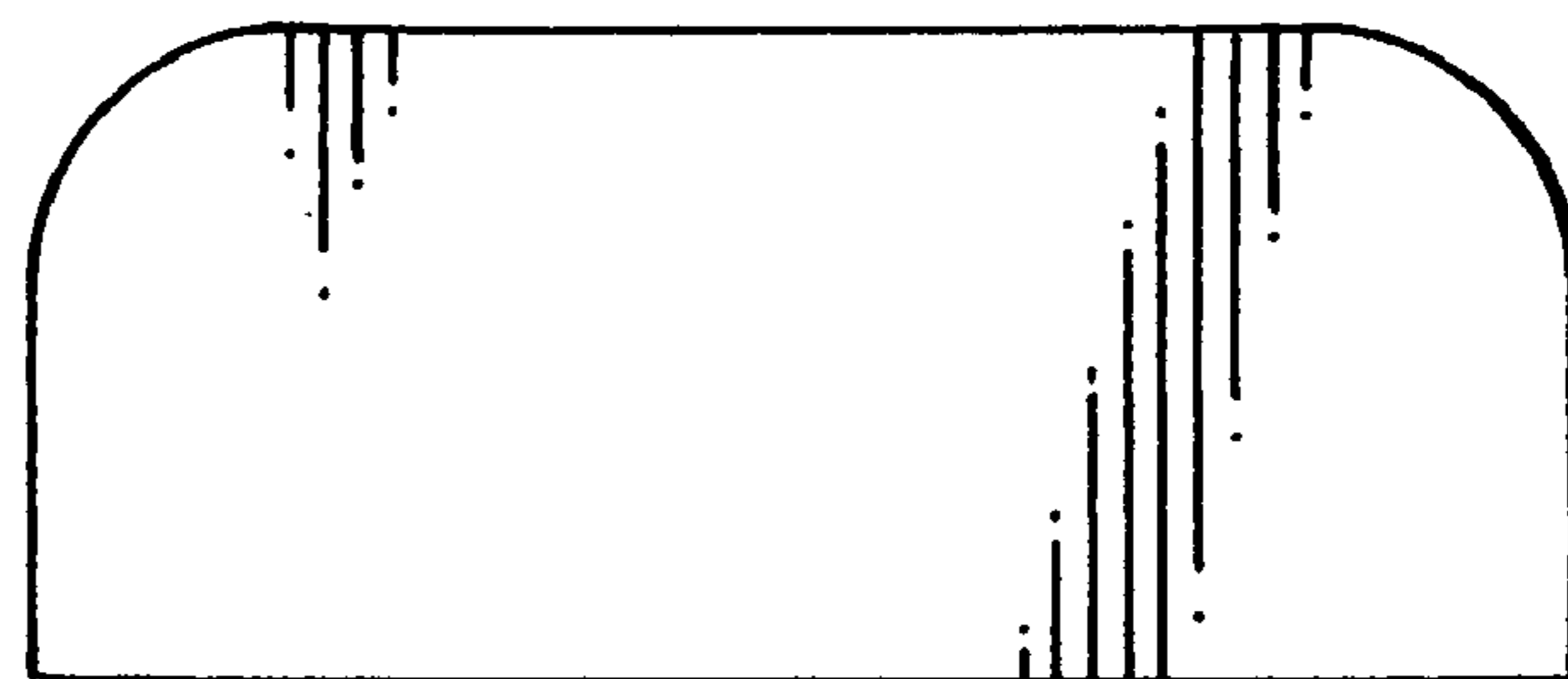


FIG. 7