



US00D555535S

(12) **United States Design Patent**
Mantor

(10) **Patent No.:** **US D555,535 S**

(45) **Date of Patent:** **** Nov. 20, 2007**

(54) **PLANT SHAPING DEVICE**

6,688,040 B1 * 2/2004 Yang 47/41.1

(76) Inventor: **David Mantor**, P.O. Box 720516,
Pinion Hills, CA (US) 92372

* cited by examiner

Primary Examiner—Robert M. Spear

Assistant Examiner—Garth Rademaker

(74) *Attorney, Agent, or Firm*—Edward E. Roberts

(**) Term: **14 Years**

(21) Appl. No.: **29/259,693**

(57) **CLAIM**

(22) Filed: **May 15, 2006**

The ornamental design for a plant shaping device, as shown.

(51) **LOC (8) Cl.** **11-02**

(52) **U.S. Cl.** **D11/149**

(58) **Field of Classification Search** D6/403–405;
D7/561; D11/143–146, 152–154; D26/9,
D26/16, 19; D99/19, 23, 27; 47/32.7, 33,
47/39, 41.01, 41.1, 41.11, 44–47, 65.5, 65.8,
47/66.5–66.7, 67, 69, 71

DESCRIPTION

See application file for complete search history.

FIG. 1 is a perspective view of the plant shaping device of my new design;

FIG. 2 is a left side view of the plant shaping device as depicted in FIG. 1;

FIG. 3 is a right side view of the plant shaping device as depicted in FIG. 1;

FIG. 4 is a front view of the plant shaping device as depicted in FIG. 1;

FIG. 5 is a rear view of the plant shaping device as depicted in FIG. 1;

FIG. 6 is a top view of the plant shaping device as depicted in FIG. 1; and,

FIG. 7 is a bottom view of the plant shaping device as depicted in FIG. 1.

(56) **References Cited**

U.S. PATENT DOCUMENTS

183,611	A *	10/1876	Westcott	47/47
274,006	A *	3/1883	Kuehn	47/41.01
559,200	A *	4/1896	Parmley	47/47
600,313	A *	3/1898	Hayes	47/41.01
1,344,526	A *	6/1920	Tilney	47/41.11
1,704,096	A *	3/1929	Mayhugh	47/41.01
3,302,327	A *	2/1967	Fant	47/41.12
4,092,801	A *	6/1978	Schoenherr et al.	47/41.12

1 Claim, 3 Drawing Sheets




Fig. 3

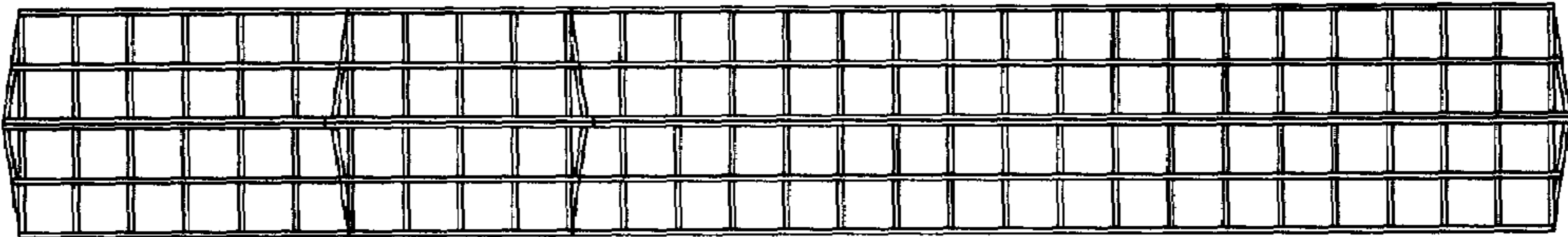


Fig. 2

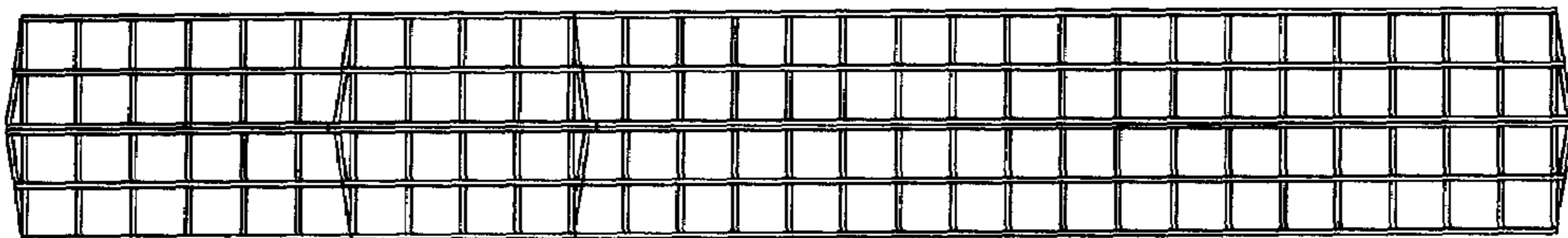
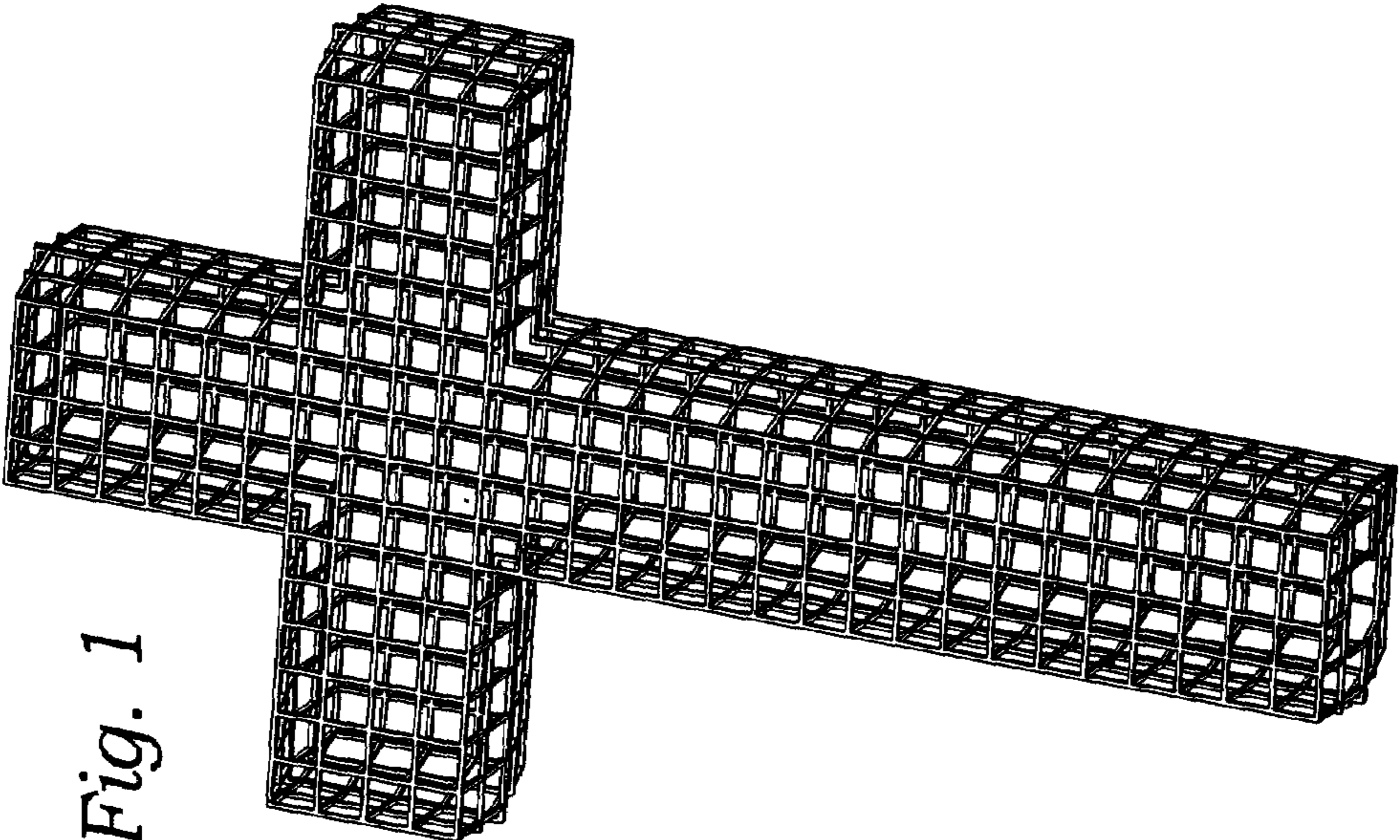


Fig. 1



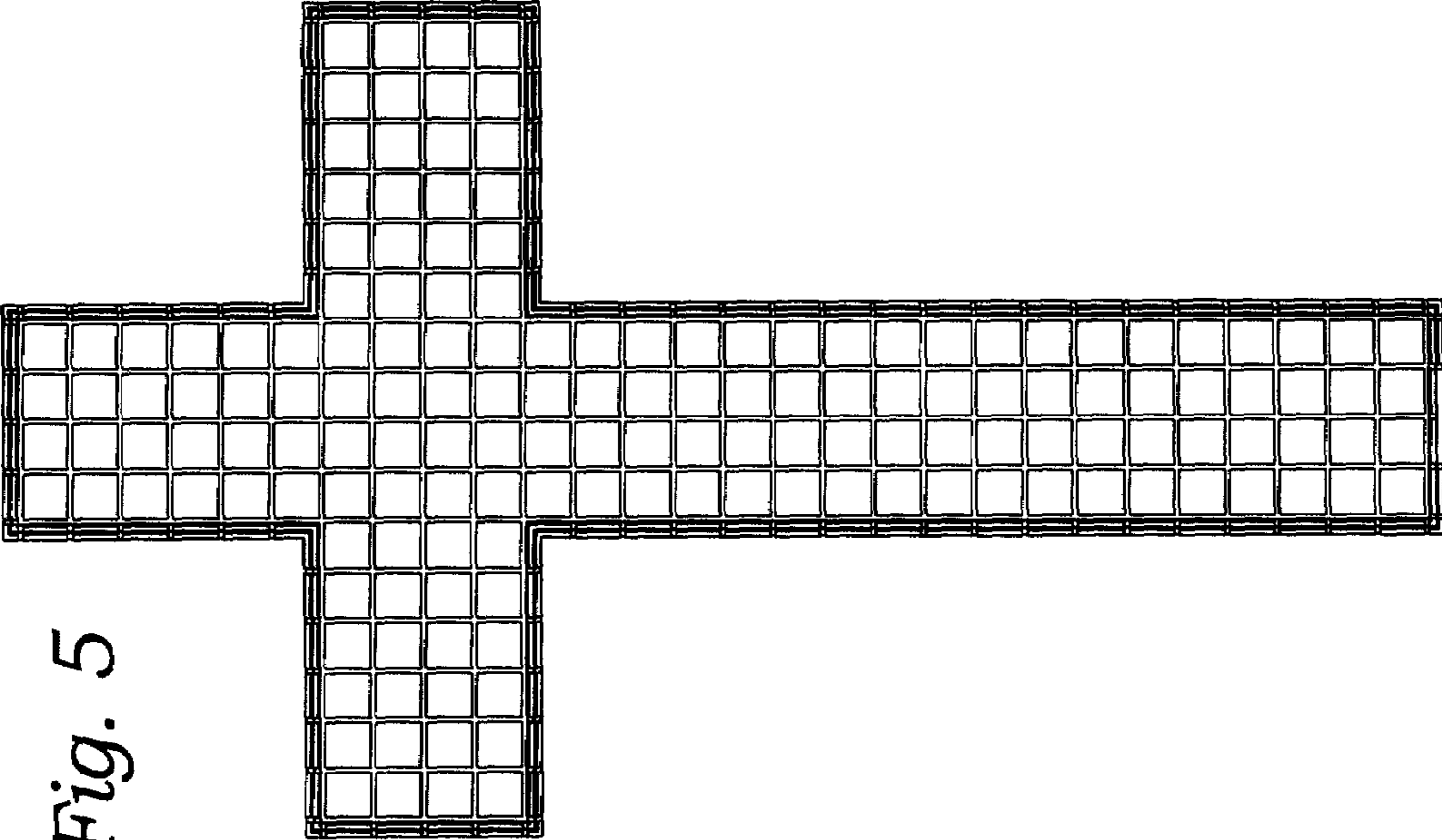


Fig. 5

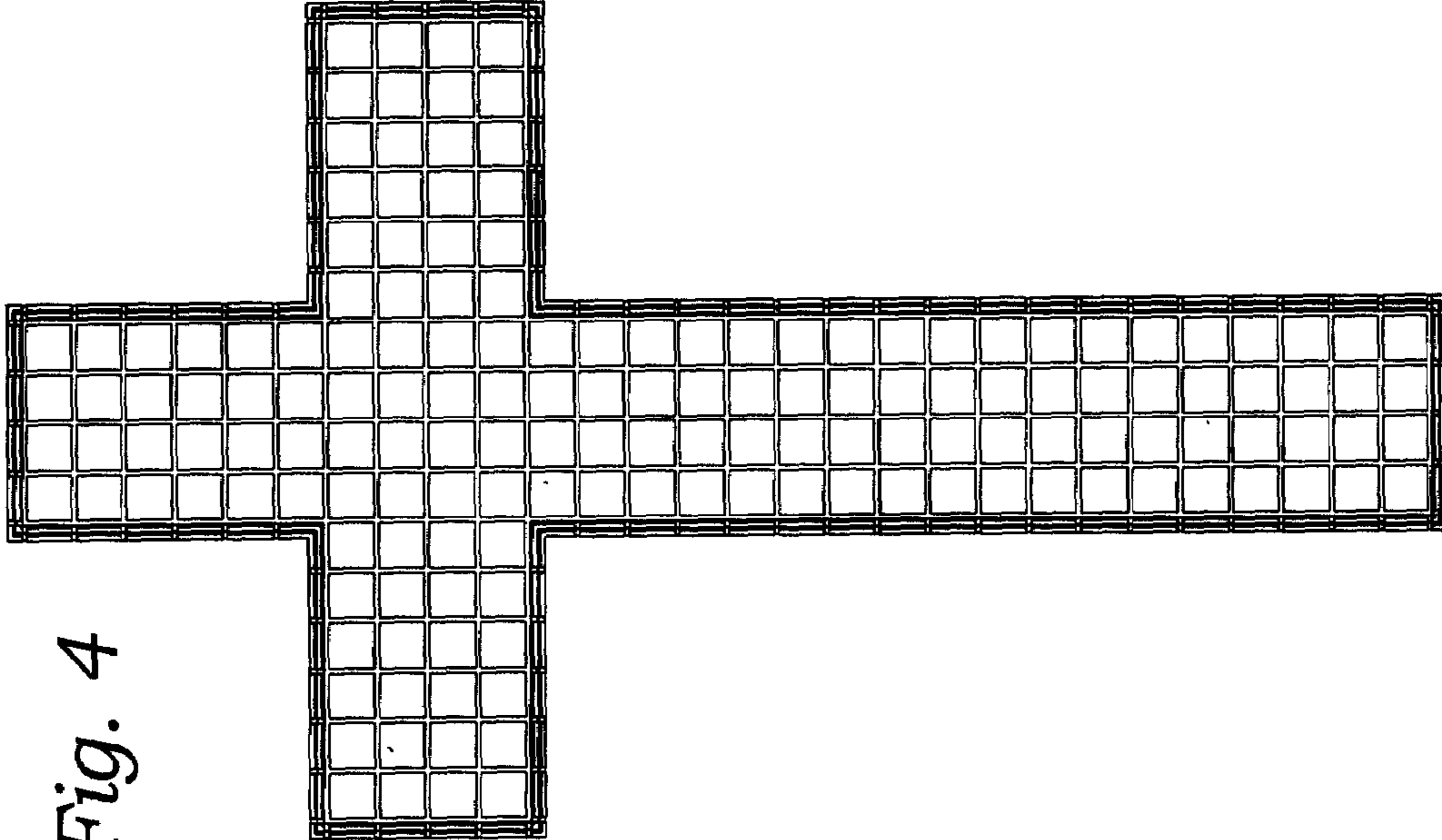


Fig. 4

Fig. 6

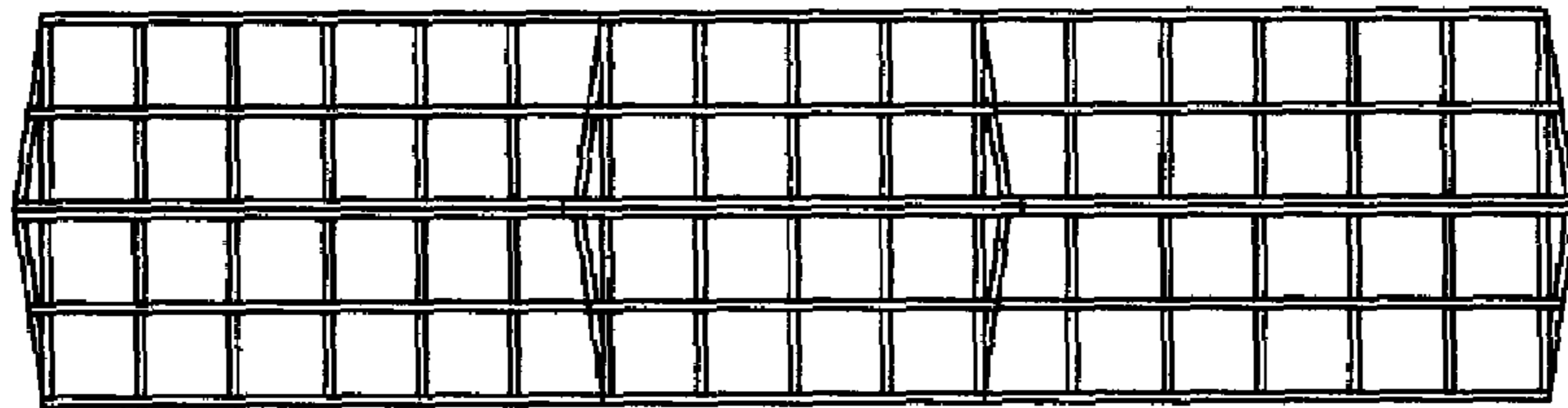


Fig. 7

