



US00D555533S

(12) **United States Design Patent**
Gruosi-Scheufele

(10) **Patent No.:** **US D555,533 S**

(45) **Date of Patent:** **** Nov. 20, 2007**

(54) **PENDANT**

(75) **Inventor:** **Caroline Gruosi-Scheufele**, Prangins
(CH)

(73) **Assignee:** **Chopard International SA** (CH)

(**) **Term:** **14 Years**

(21) **Appl. No.:** **29/240,308**

(22) **Filed:** **Oct. 11, 2005**

(30) **Foreign Application Priority Data**

Apr. 12, 2005 (WO) DM/066 838

(51) **LOC (8) Cl.** **11-01**

(52) **U.S. Cl.** **D11/43**

(58) **Field of Classification Search** D11/7,
D11/40-45, 56, 61, 67, 69, 70, 75, 76, 79,
D11/81, 48, 1, 54, 77; 63/12, 13, 14.1, 14.2-14.4,
63/14.6, 14.7, 14.8, 20

See application file for complete search history.

(56) **References Cited**

U.S. PATENT DOCUMENTS

D301,315 S * 5/1989 Yoshida D11/79
D301,318 S * 5/1989 Yoshida D11/79
D301,845 S * 6/1989 Yoshida D11/79

D303,508 S * 9/1989 Yoshida D11/79
D405,716 S * 2/1999 Doughty et al. D11/124
D429,474 S * 8/2000 Stein D11/79
D460,375 S * 7/2002 Ambar D11/7
D468,232 S * 1/2003 Biond D11/202

* cited by examiner

Primary Examiner—Louis S. Zarfes

Assistant Examiner—Anhdao Doan

(74) *Attorney, Agent, or Firm*—McGlew and Tuttle, P.C.

(57) **CLAIM**

The ornamental design for a pendant, as shown and described.

DESCRIPTION

FIG. 1 is a left side view of a pendant, showing my new design;

FIG. 2 is a front view thereof;

FIG. 3 is right side view thereof;

FIG. 4 is a top view thereof;

FIG. 5 is a rear view thereof, with the diamond in the center shown in an alternative position;

FIG. 6 is a bottom view thereof; and,

FIG. 7 is a front perspective view thereof.

1 Claim, 1 Drawing Sheet






Fig. 1

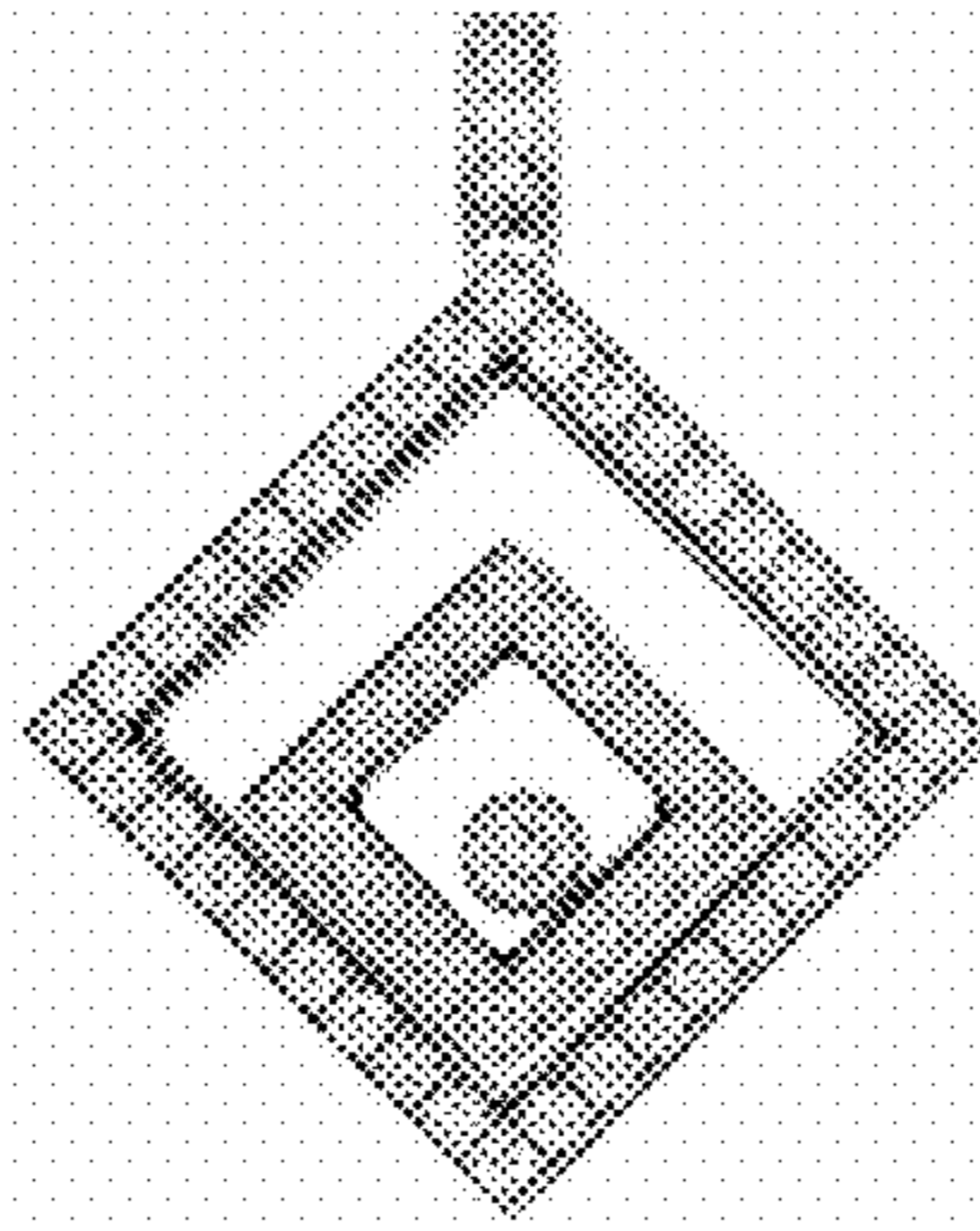


Fig. 2




Fig. 3



Fig. 4




Fig. 5




Fig. 6




Fig. 7