

US00D555519S

(12) **United States Design Patent**
Borraccino et al.

(10) **Patent No.:** **US D555,519 S**

(45) **Date of Patent:** **** Nov. 20, 2007**

(54) **WATCH**

(75) Inventors: **Marco Borraccino**, Milan (IT); **Angelo Bonati**, Sesto San Giovanni (IT)

(73) Assignee: **Richemont International S.A.**,
Villars-sur-Glane (CH)

(**) Term: **14 Years**

(21) Appl. No.: **29/270,576**

(22) Filed: **Dec. 28, 2006**

(51) **LOC (8) Cl.** **10-02**

(52) **U.S. Cl.** **D10/39**

(58) **Field of Classification Search** D10/30-39,
D10/123-126; 368/276, 277, 281-283, 285,
368/223, 228, 232, 80, 306, 308, 319
See application file for complete search history.

(56) **References Cited**

U.S. PATENT DOCUMENTS

D183,732 S *	10/1958	Fedor	D10/39
D202,061 S *	8/1965	Moulese-Caruso	D10/38
D248,223 S *	6/1978	Sulek	D10/38
D407,029 S *	3/1999	Drucker	D10/39
D423,951 S *	5/2000	Fichter	D10/39

6,200,019 B1 *	3/2001	Latini	368/289
D462,909 S *	9/2002	Cattin	D10/39
D493,730 S *	8/2004	Monachon	D10/32
D500,682 S *	1/2005	Lalo	D10/30
D531,524 S *	11/2006	Behling	D10/38
D533,088 S *	12/2006	Bedat	D10/39
D537,737 S *	3/2007	Galli	D10/31

* cited by examiner

Primary Examiner—Lucy Lieberman

(74) *Attorney, Agent, or Firm*—Young & Thompson

(57) **CLAIM**

The ornamental design for a watch, as shown.

DESCRIPTION

FIG. 1 is a top view of the watch.

FIG. 2 is a bottom view of the watch.

FIG. 3 is a side view from the left of FIG. 1.

FIG. 4 is a side view from the right of FIG. 1.

FIG. 5 is a side view from the top of FIG. 1.

FIG. 6 is a side view from the bottom of FIG. 1; and,

FIG. 7 is a perspective view of the watch.

1 Claim, 1 Drawing Sheet

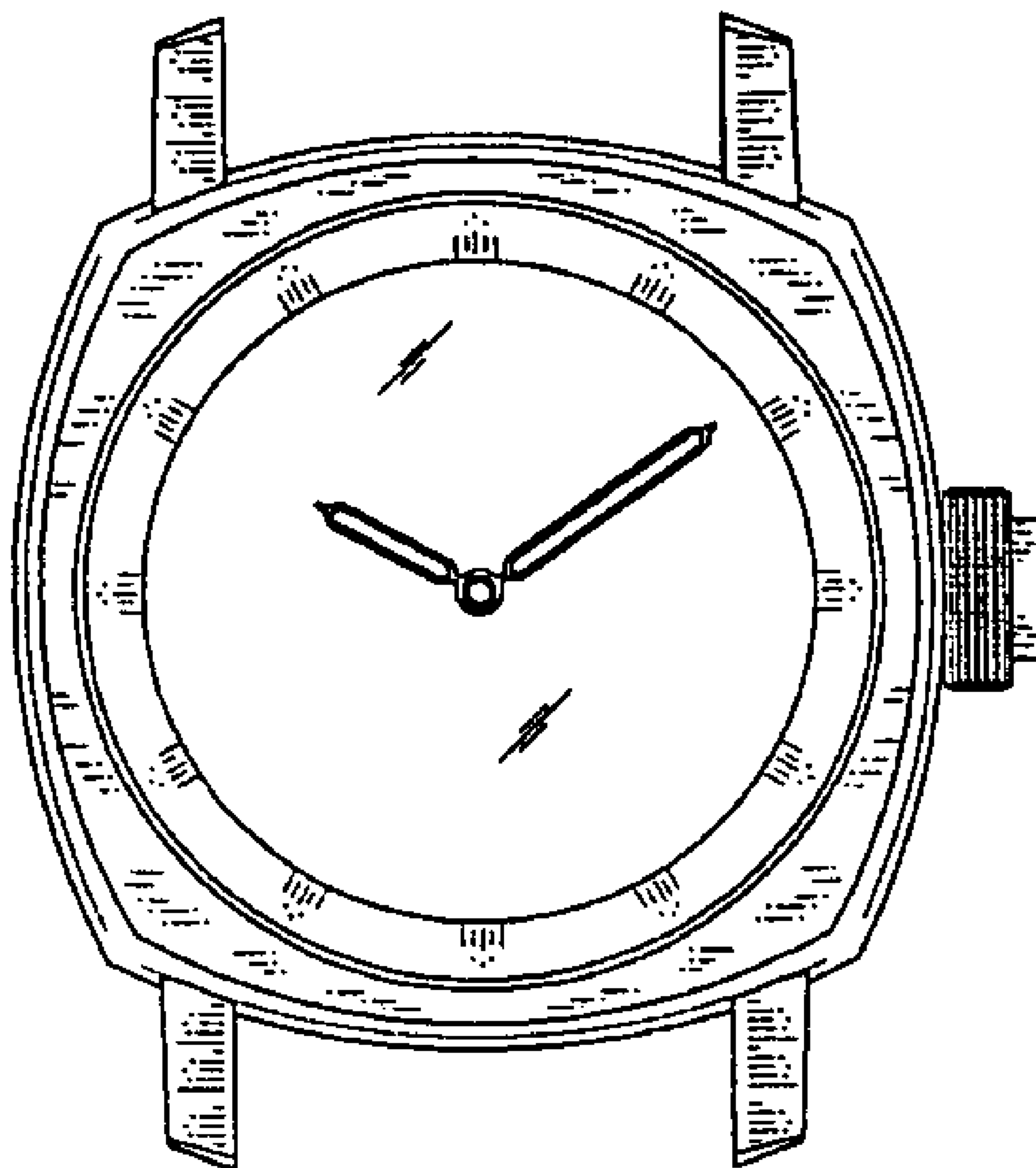


Fig. 1

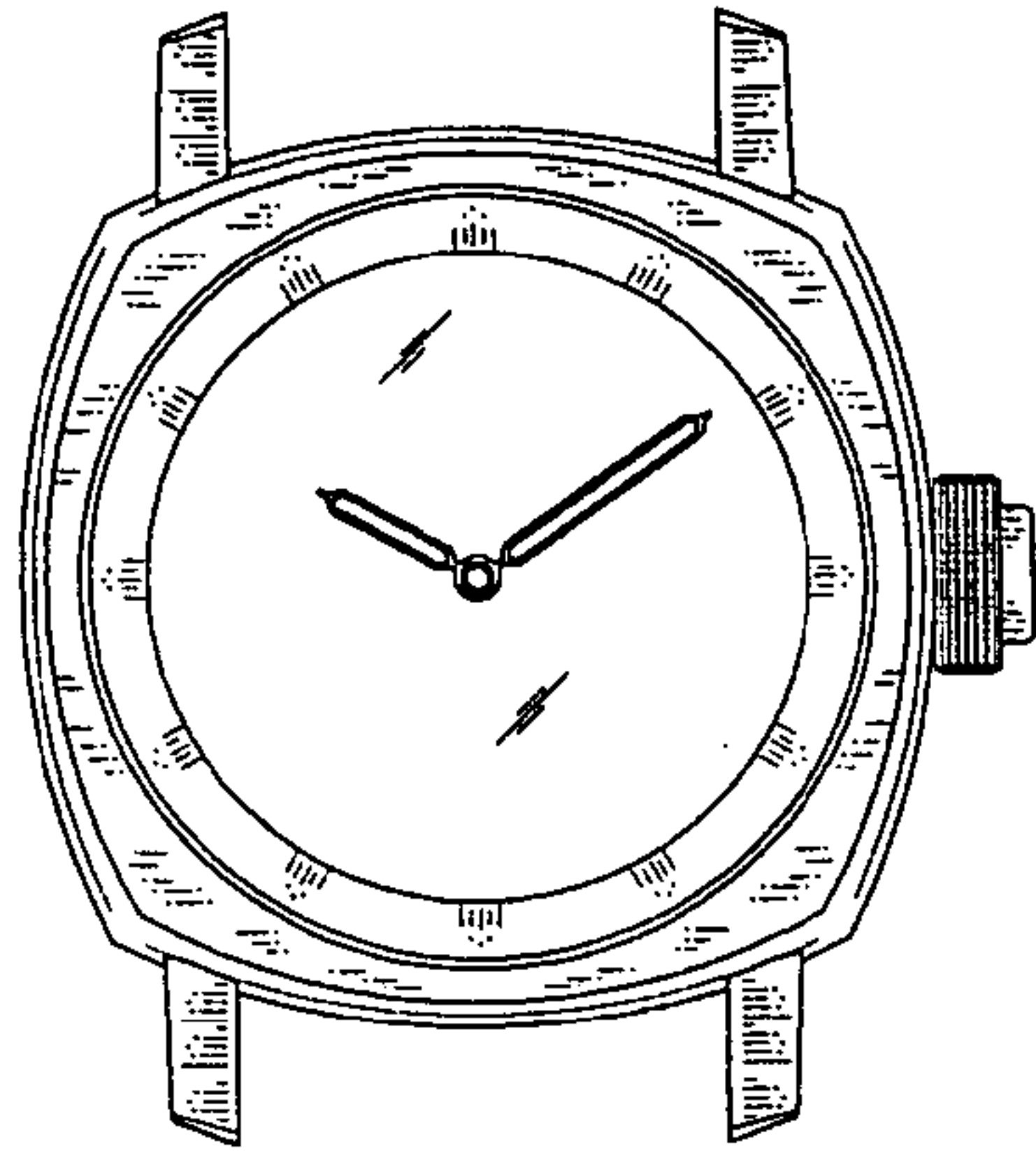


Fig. 2

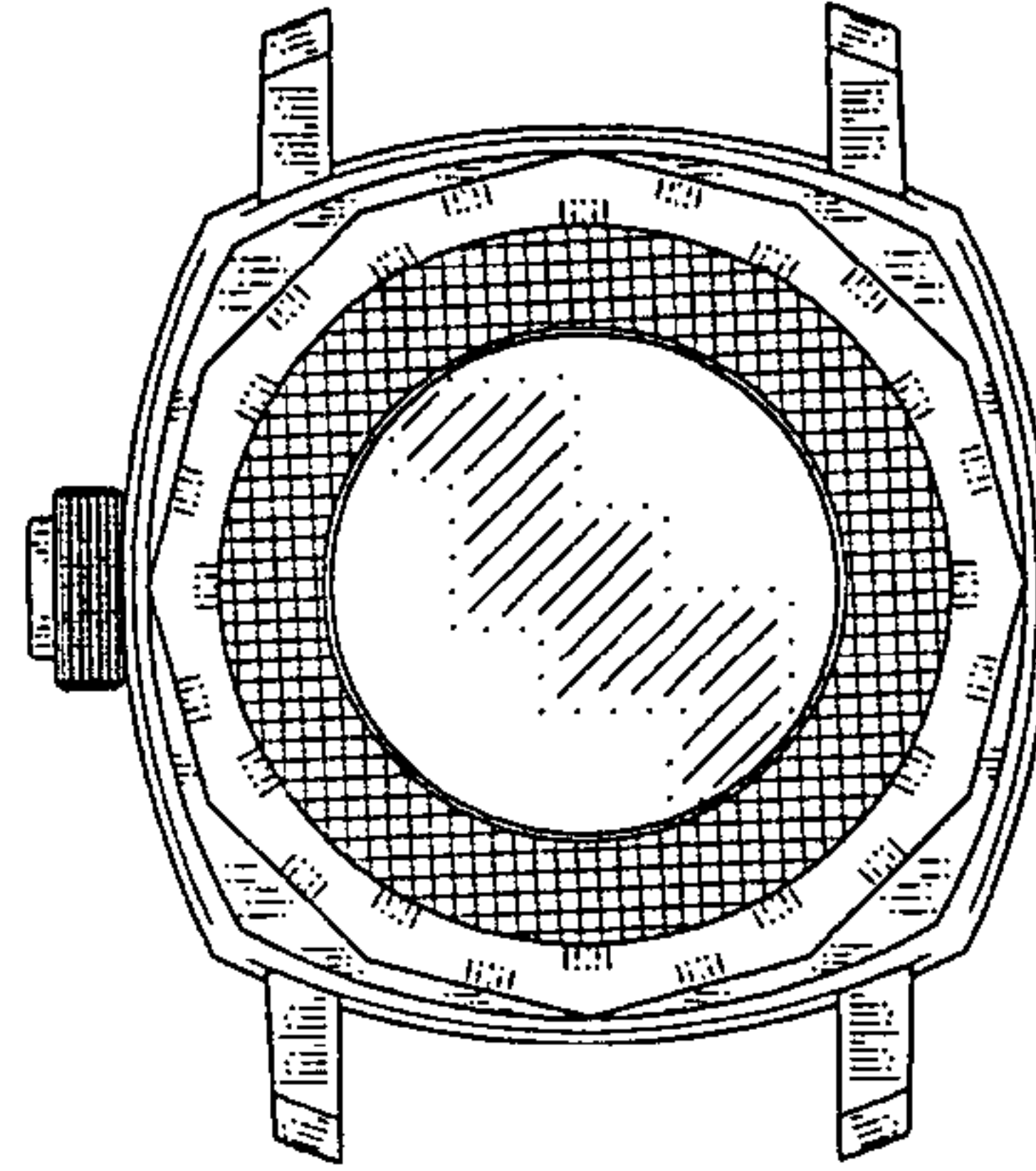


Fig. 3

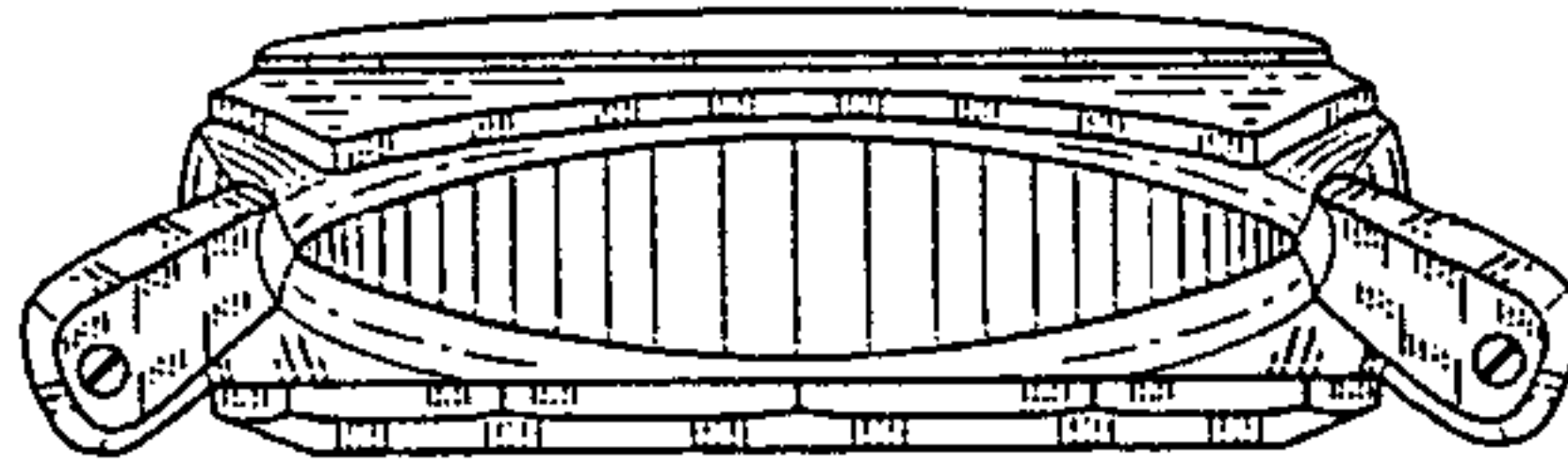


Fig. 4




Fig. 5



Fig. 6

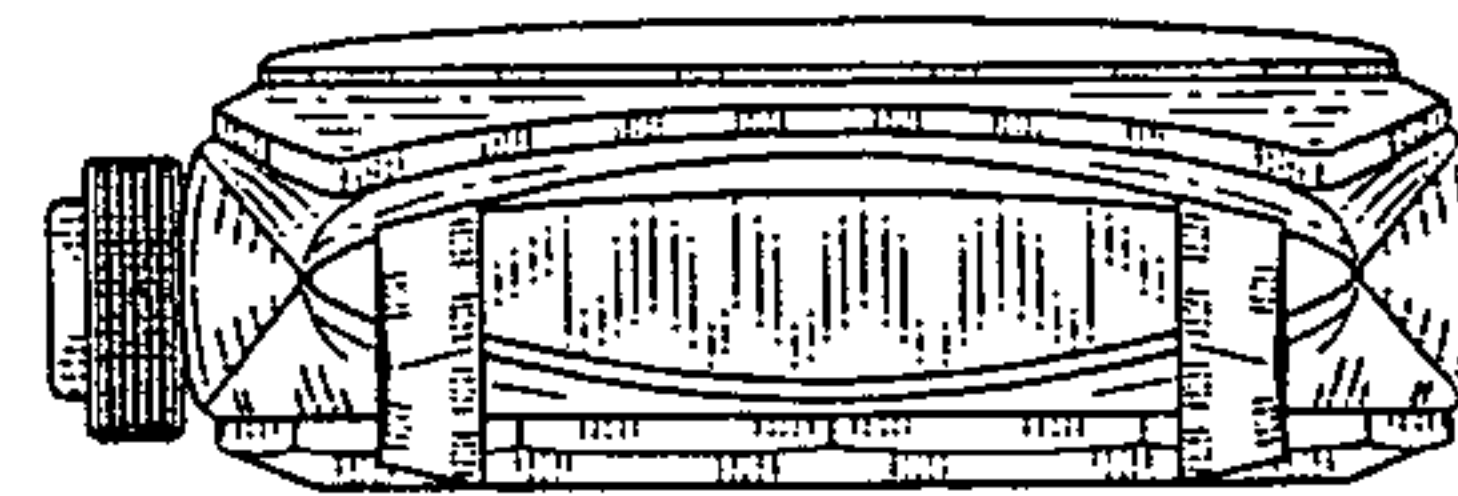


Fig. 7

