

US00D555515S

(12) **United States Design Patent**  
**Krieger**

(10) **Patent No.:** **US D555,515 S**

(45) **Date of Patent:** **\*\* Nov. 20, 2007**

(54) **WATCH**

(76) **Inventor:** **Ira S. Krieger**, 1665 Washington Ave.,  
3<sup>rd</sup> Floor, Miami Beach, FL (US) 33139

(\*\*) **Term:** **14 Years**

(21) **Appl. No.:** **29/266,144**

(22) **Filed:** **Sep. 14, 2006**

(51) **LOC (8) Cl.** ..... **10-02**

(52) **U.S. Cl.** ..... **D10/31; D10/39**

(58) **Field of Classification Search** ..... D10/30-39,  
D10/122-132; 368/276, 277, 281-283, 285,  
368/223, 228, 232, 80, 306, 308, 319, 14,  
368/28, 21, 294, 295

See application file for complete search history.

(56) **References Cited**

**U.S. PATENT DOCUMENTS**

2,361,563	A *	10/1944	Pellaton	.....	368/80
D195,421	S *	6/1963	Huguenin	.....	D10/39
3,475,902	A *	11/1969	Wessel	.....	368/10
4,257,115	A *	3/1981	Hatuse et al.	.....	368/69
5,077,708	A *	12/1991	Schneider	.....	368/107
D323,627	S *	2/1992	Krieger	.....	D10/39
D336,439	S *	6/1993	Krieger	.....	D10/30
5,255,248	A *	10/1993	Goodmon	.....	368/228
D356,042	S *	3/1995	Nakanishi	.....	D10/39
D370,181	S *	5/1996	Krieger	.....	D10/32

D380,969	S *	7/1997	Houlihan	.....	D10/30
D381,277	S *	7/1997	Schneider	.....	D10/30
5,742,565	A *	4/1998	Cuinet et al.	.....	368/190
D418,065	S *	12/1999	Bagnasco	.....	D10/31
D436,319	S *	1/2001	Giardiello	.....	D10/39
D445,343	S *	7/2001	Schneider	.....	D10/30
D490,719	S *	6/2004	Schoepfer	.....	D10/32
6,947,351	B1 *	9/2005	Loth et al.	.....	368/20
D524,171	S *	7/2006	Monachon	.....	D10/32

\* cited by examiner

*Primary Examiner*—Lucy Lieberman

(74) *Attorney, Agent, or Firm*—Malloy & Malloy, P.A.

(57) **CLAIM**

The ornamental design for a watch, as shown and described.

**DESCRIPTION**

FIG. 1 is a front perspective view illustrating my design for a watch;

FIG. 2 is a front view thereof;

FIG. 3 is a left side view thereof;

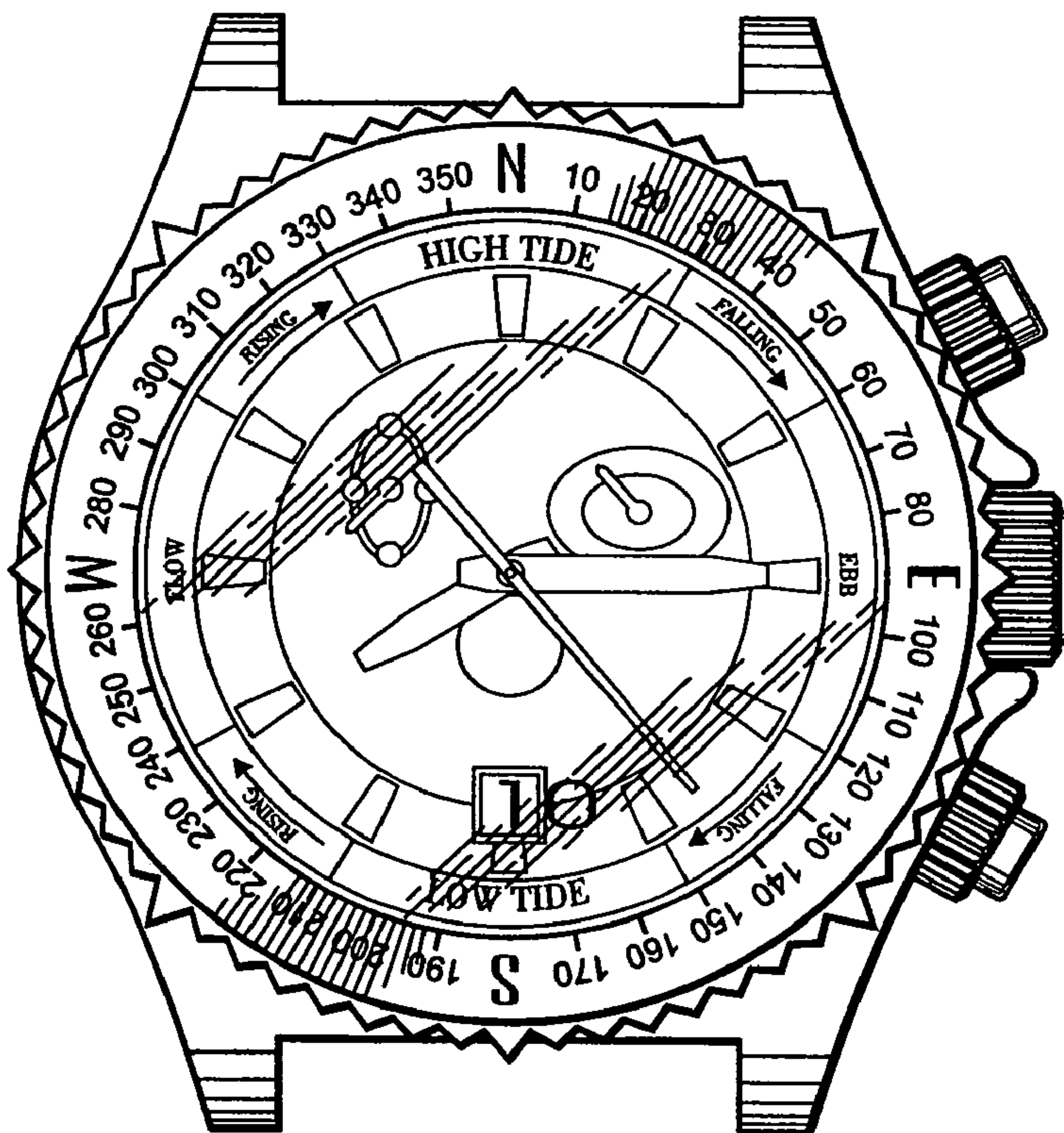
FIG. 4 is a top view thereof;

FIG. 5 is a right side view thereof;

FIG. 6 is a bottom view thereof; and,

FIG. 7 is a rear view thereof.

**1 Claim, 3 Drawing Sheets**



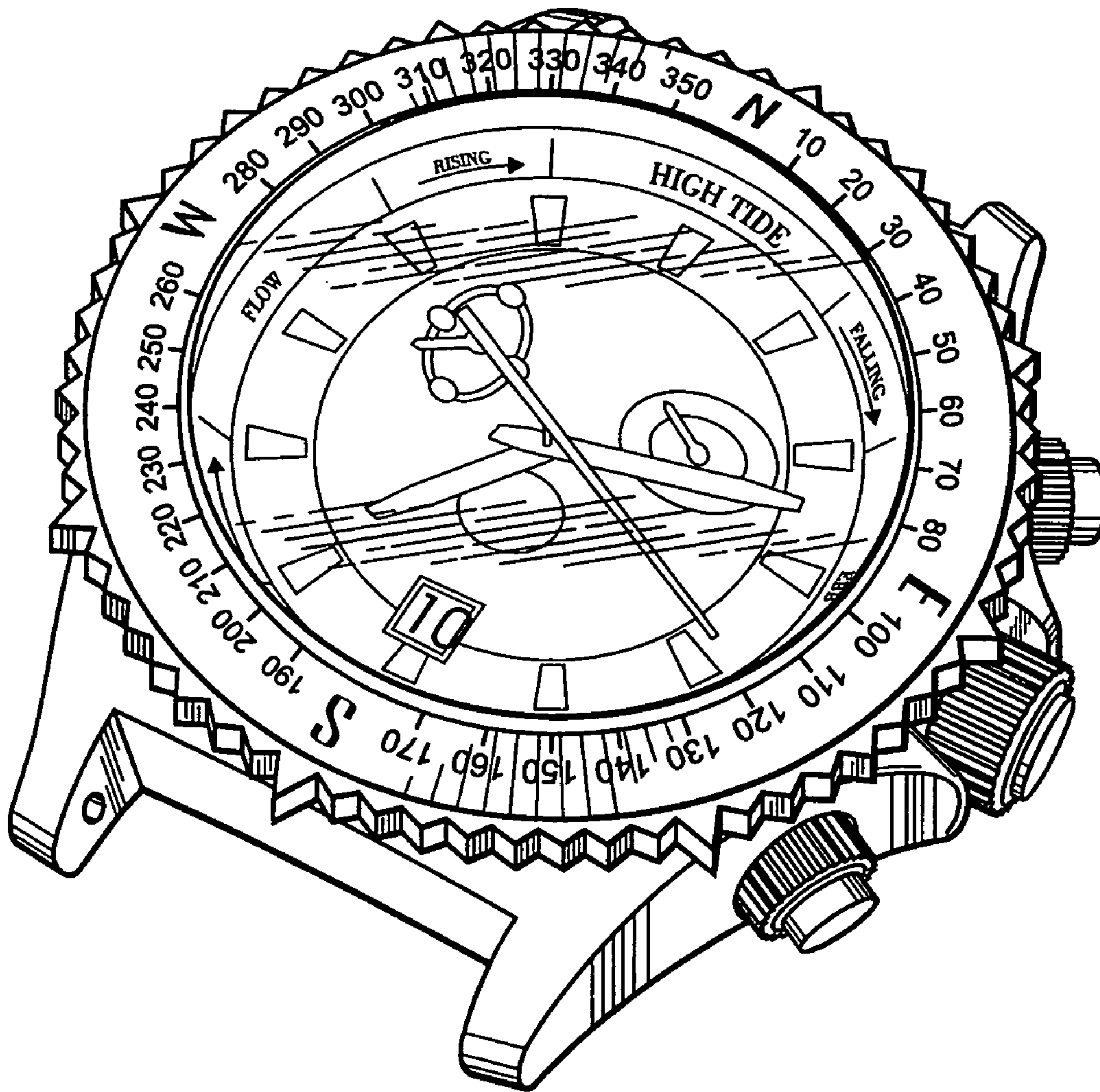


FIG. 1



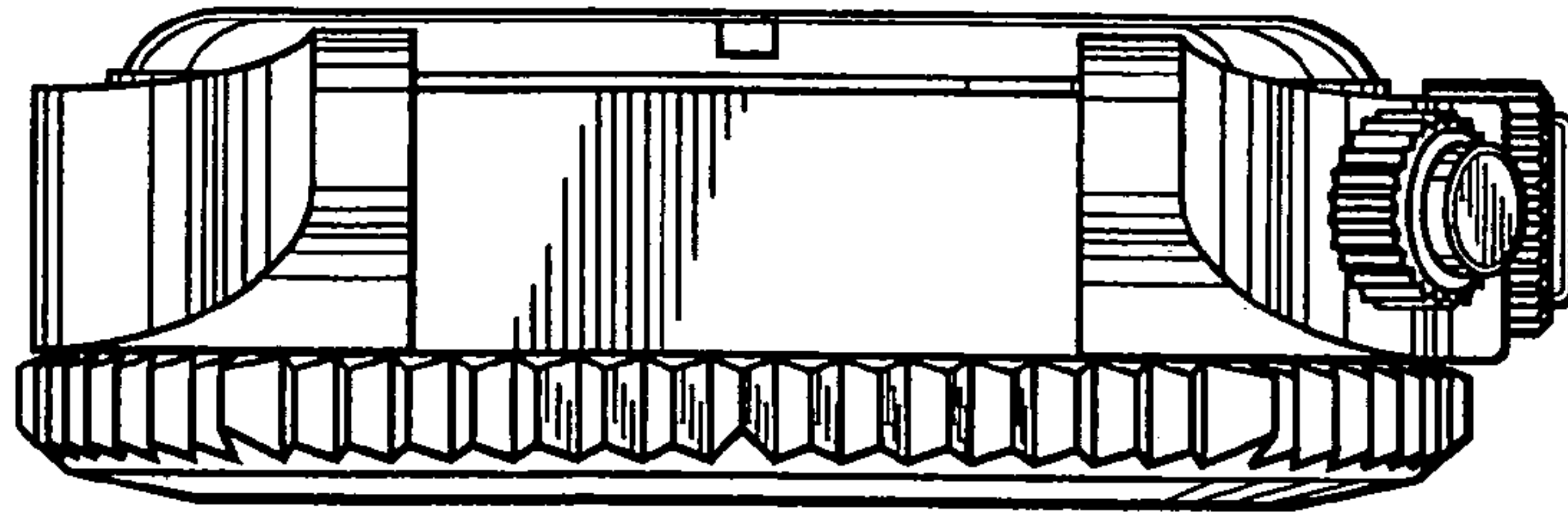


FIG. 4

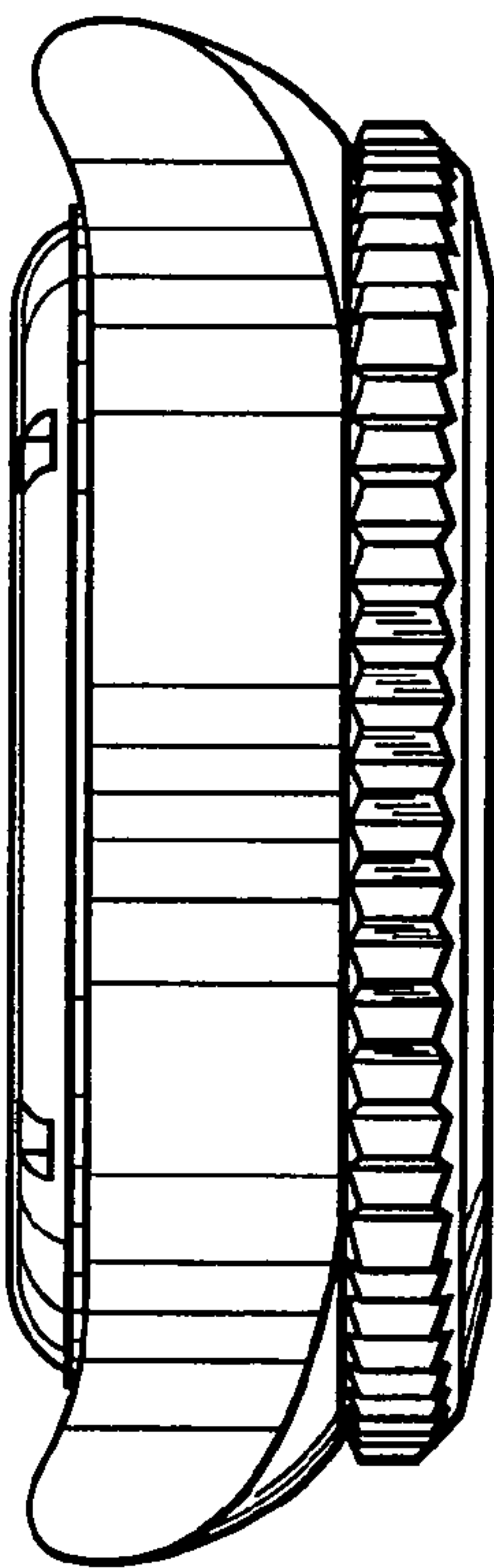


FIG. 3



FIG. 2

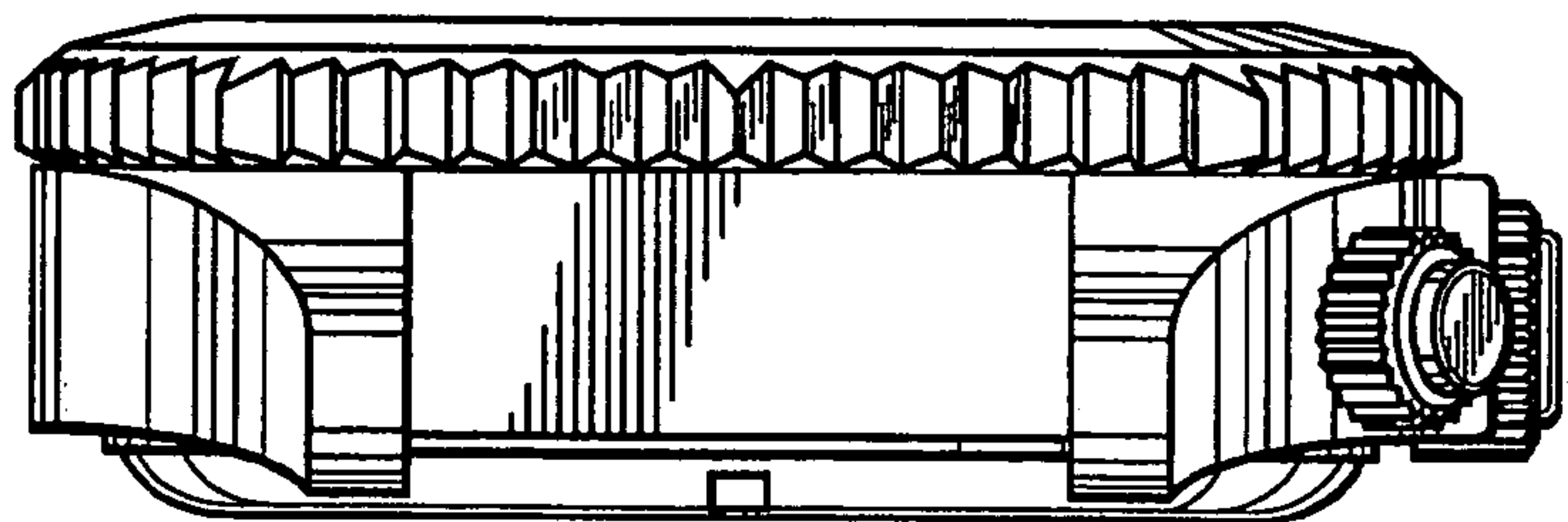


FIG. 6




FIG. 5

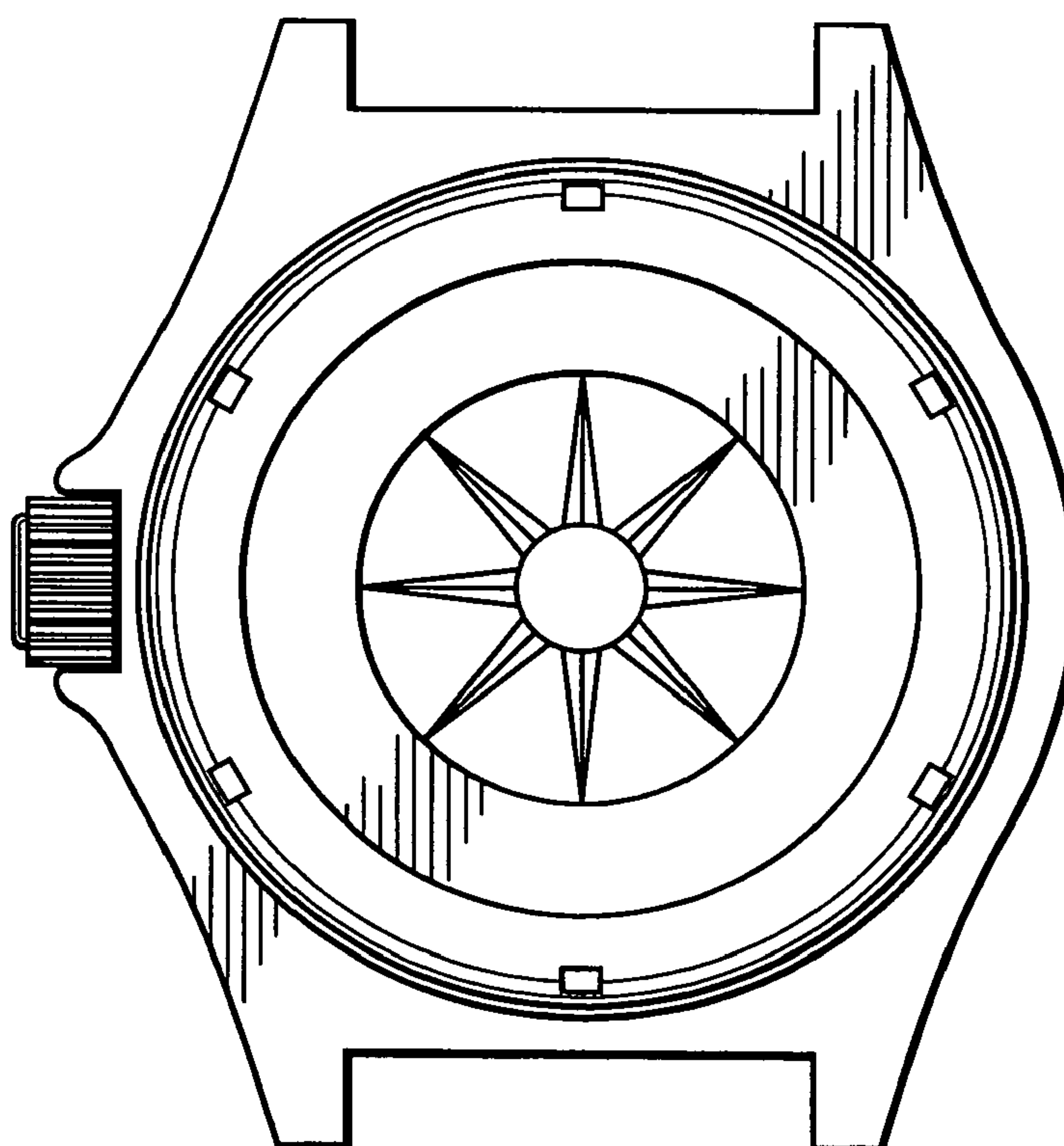


FIG. 7