



US00D555514S

(12) **United States Design Patent**  
**Munn**

(10) **Patent No.:** **US D555,514 S**

(45) **Date of Patent:** **\*\* Nov. 20, 2007**

(54) **METAL CAN**

(75) Inventor: **Bruce Munn**, Wantage (GB)

(73) Assignee: **Crown Packaging Technology, Inc.**,  
Alsip, IL (US)

(\*\*) Term: **14 Years**

(21) Appl. No.: **29/251,589**

(22) Filed: **Jan. 6, 2006**

(51) **LOC (8) Cl.** ..... **09-02**

(52) **U.S. Cl.** ..... **D9/776; D9/777**

(58) **Field of Classification Search** ..... D9/500,  
D9/503, 504, 516, 518, 763, 764, 766, 767,  
D9/772, 773, 776-780, 903; D7/509, 510,  
D7/511, 523; 72/348, 356; 215/40-46, 200,  
215/329, 331, 335; 220/906; 222/153.07

See application file for complete search history.

(56) **References Cited**

**U.S. PATENT DOCUMENTS**

5,746,080	A	5/1998	Hartman et al.	
5,832,766	A	11/1998	Hartman et al.	
D408,221	S *	4/1999	Asberg	D7/511
5,938,389	A	8/1999	Shore et al.	
5,960,659	A	10/1999	Hartman et al.	
5,970,767	A	10/1999	Hartman et al.	
D437,230	S *	2/2001	Andrew	D9/516
6,220,475	B1	4/2001	Nayar et al.	

D452,954	S *	1/2002	Westphal	D9/776
D454,278	S *	3/2002	Kerman	D7/509
D483,611	S *	12/2003	Diak Ghanem	D7/523
D502,633	S *	3/2005	Liu	D7/523
D513,590	S *	1/2006	Westphal	D9/504
D528,861	S *	9/2006	Herrera	D7/510
D529,822	S *	10/2006	Munn	D9/776
D534,769	S *	1/2007	Norris et al.	D7/523

\* cited by examiner

*Primary Examiner*—Stella Reid

*Assistant Examiner*—Shanda C. Hill

(74) *Attorney, Agent, or Firm*—Knoble Yoshida &  
Dunleavy, LLC

(57) **CLAIM**

The ornamental design for a metal can, as shown and described.

**DESCRIPTION**

FIG. 1 is a perspective view showing my new design;

FIG. 2 is a front elevational view;

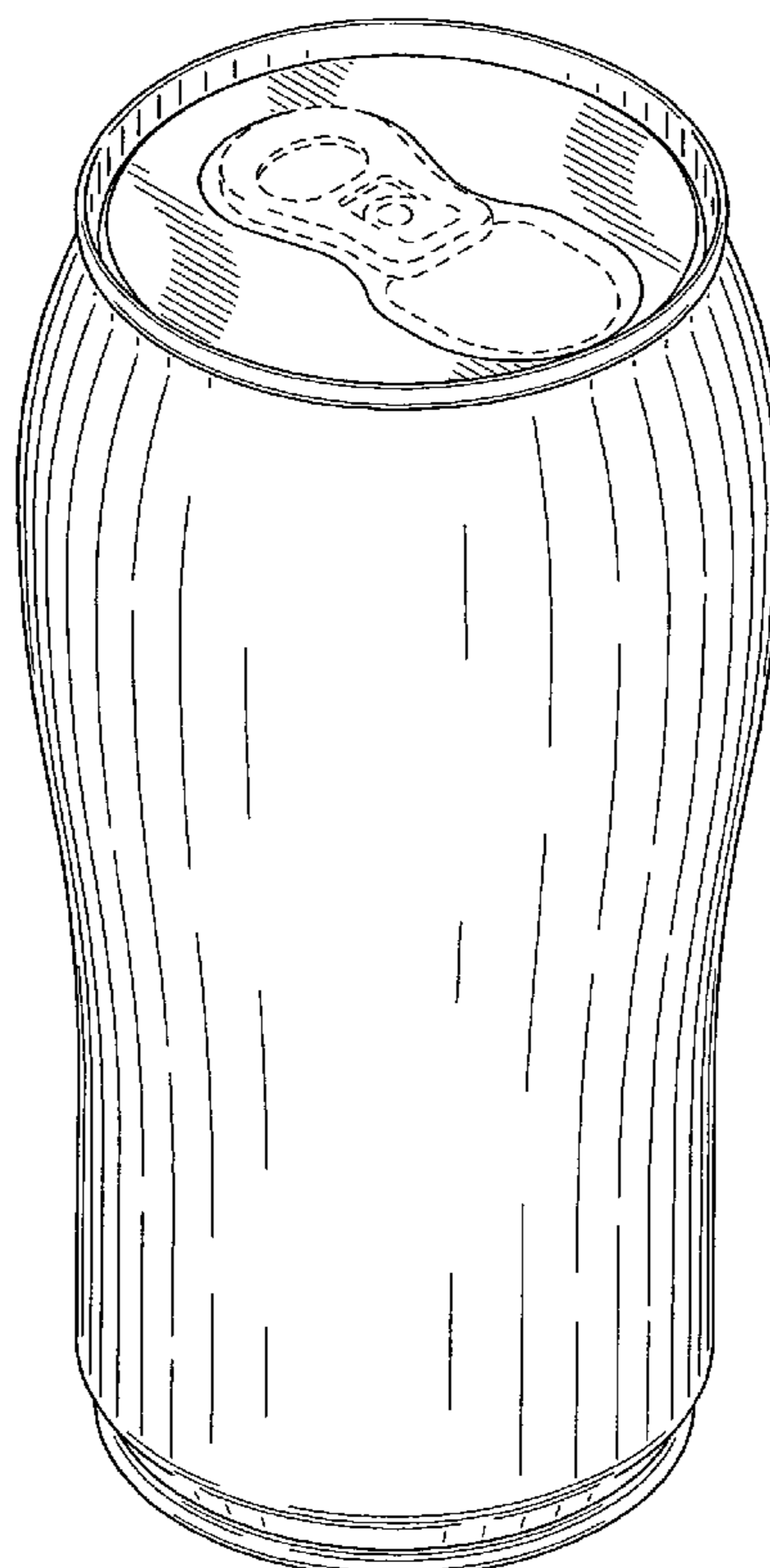
FIG. 3 is a rear elevational view;

FIG. 4 is a top plan view; and,

FIG. 5 is a bottom plan view.

The broken lines shown in the drawing disclosure are for illustrative purposes only and form no part of the claimed design.

**1 Claim, 4 Drawing Sheets**



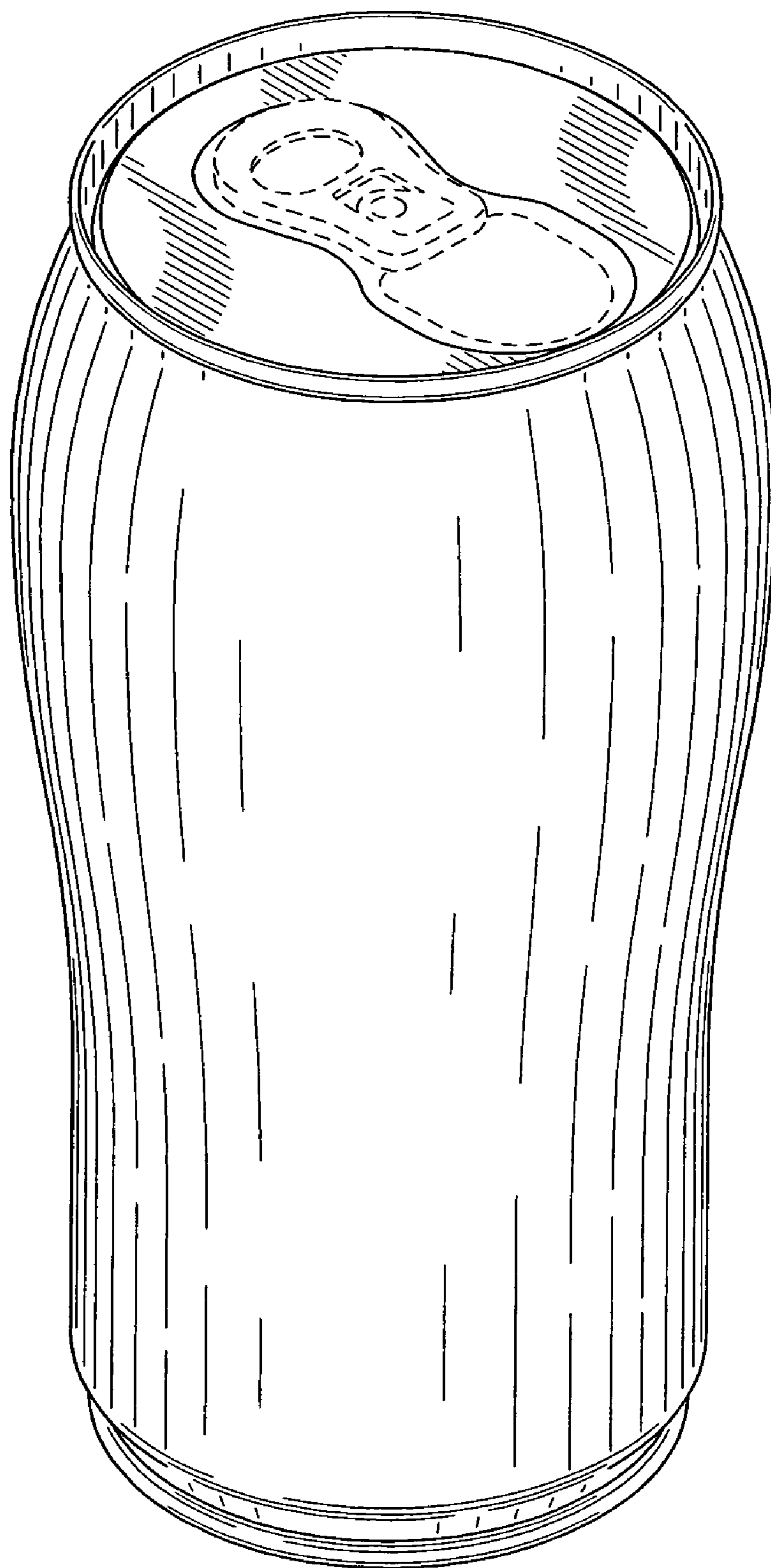


FIG. 1

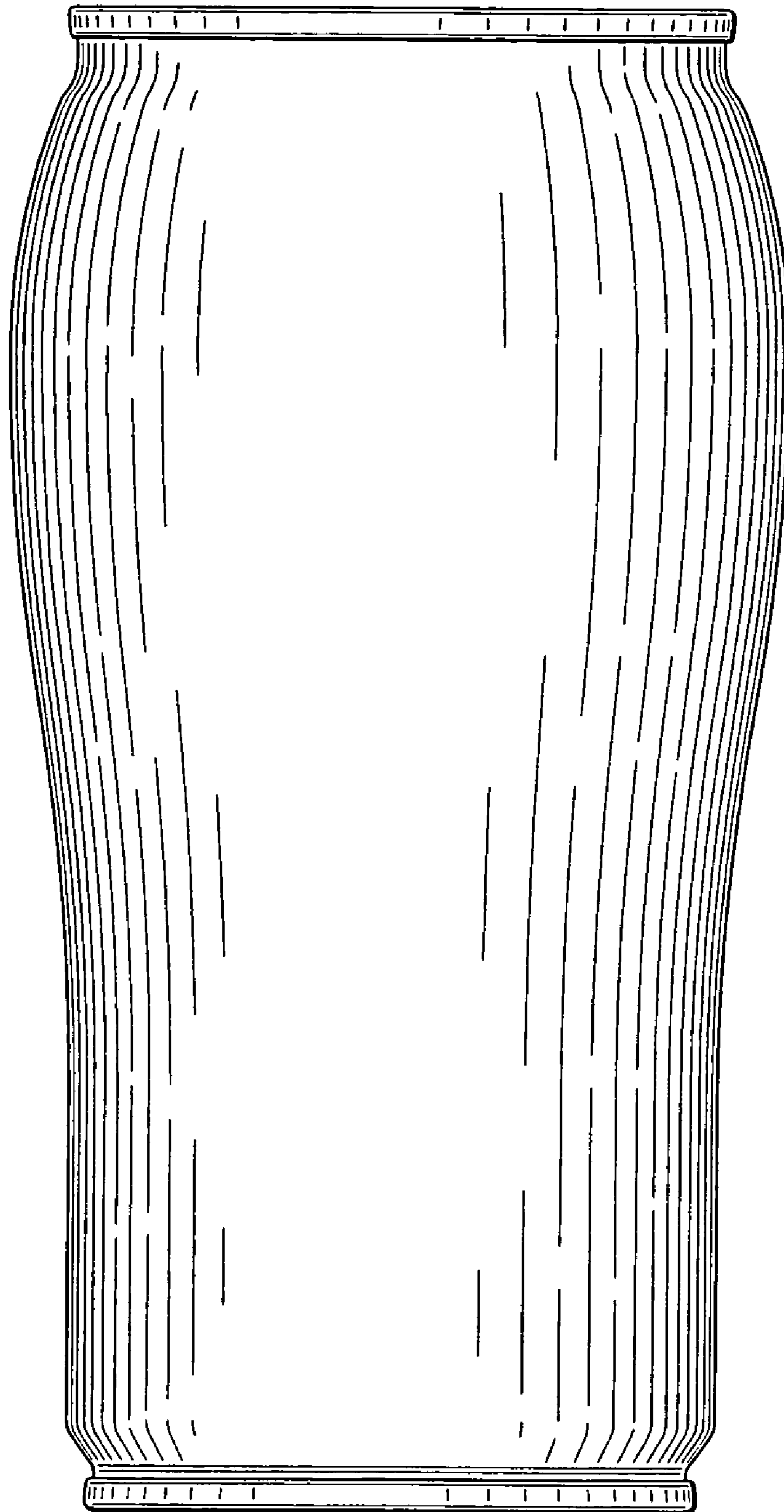


FIG. 2

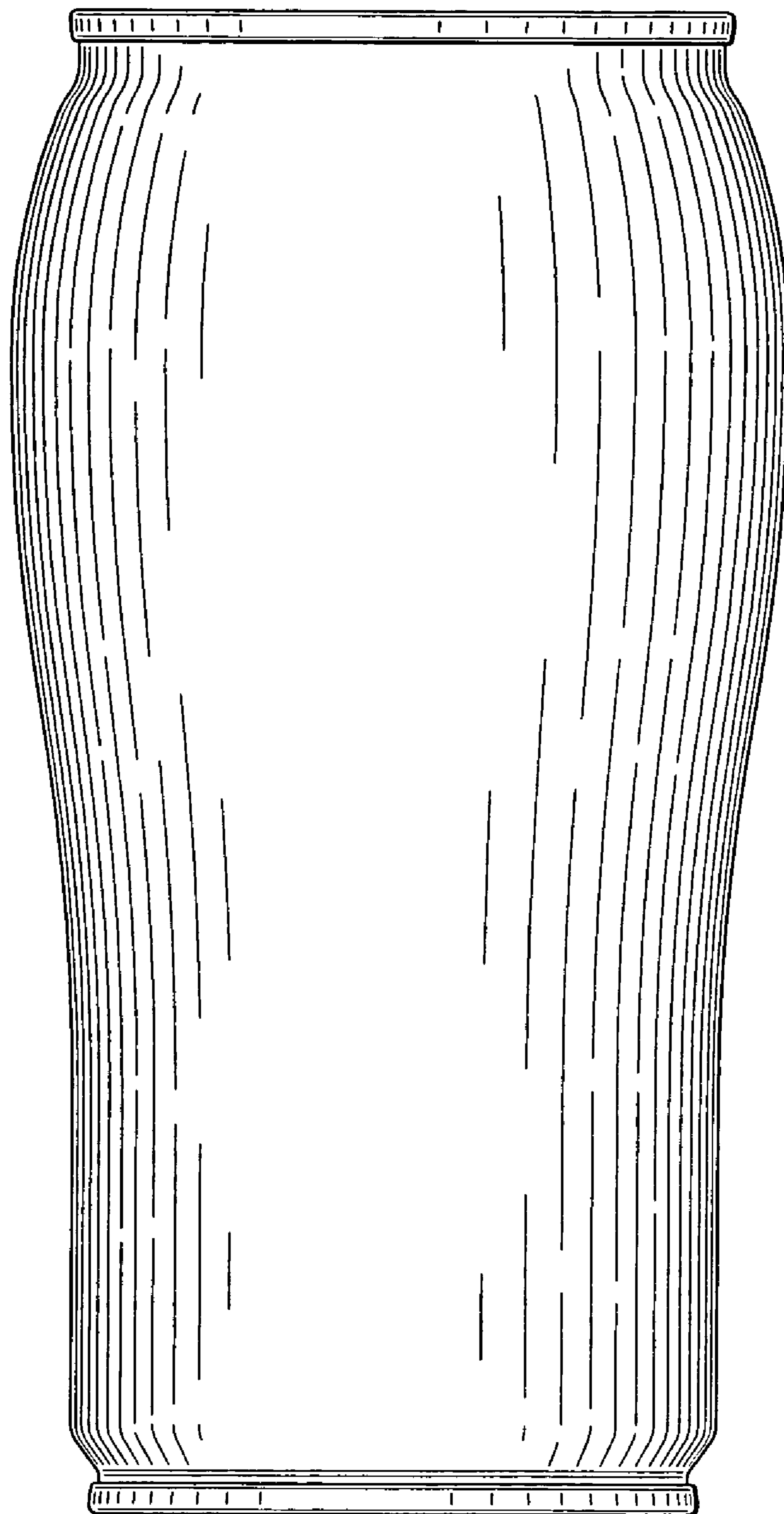


FIG. 3

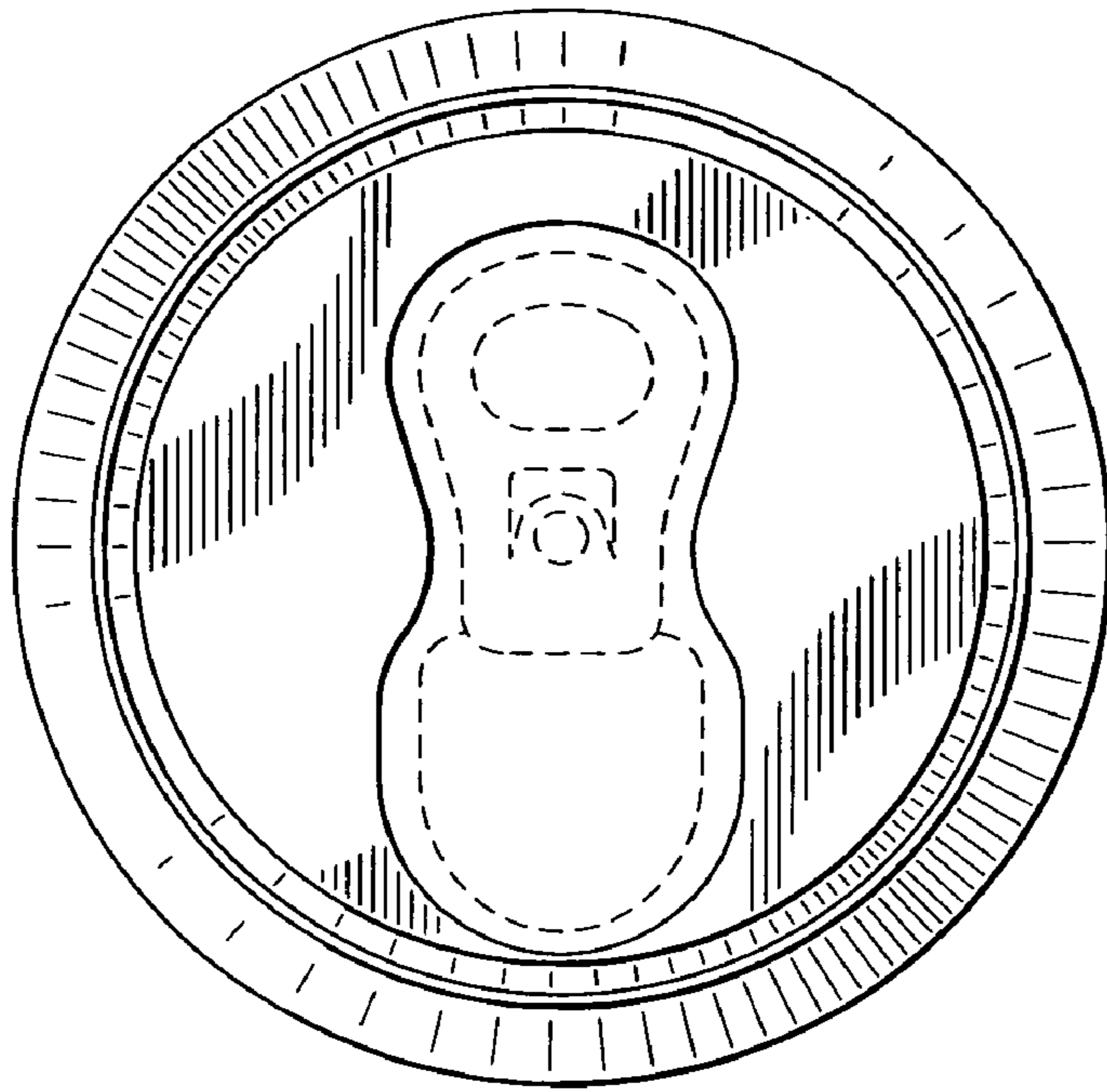


FIG. 4

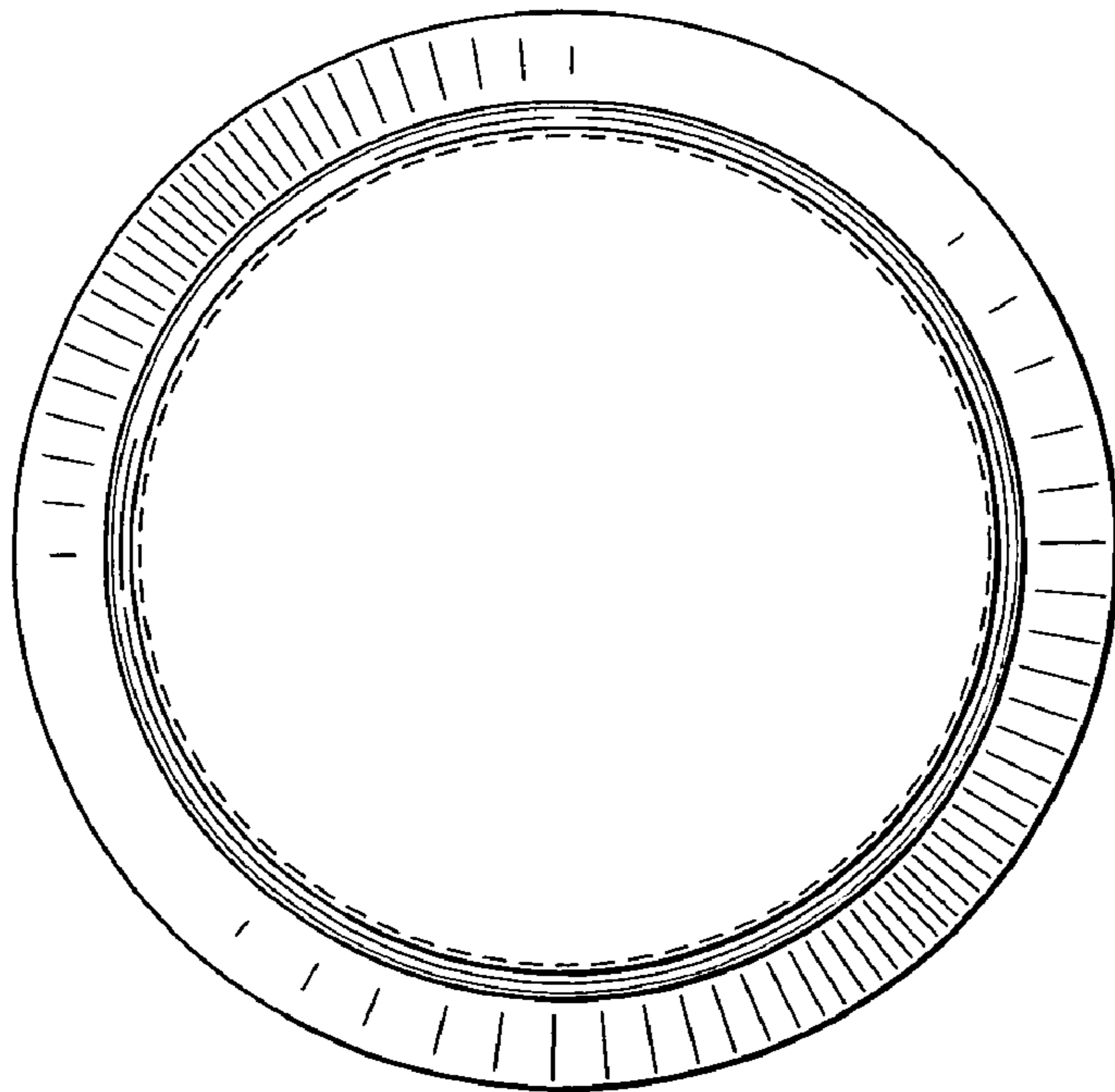


FIG. 5