



US00D555510S

(12) **United States Design Patent**  
**Tilman et al.**

(10) **Patent No.:** **US D555,510 S**

(45) **Date of Patent:** **\*\* Nov. 20, 2007**

(54) **EVACUABLE, RESEALABLE BAG**

6,964,519 B2 11/2005 ErkenBrack  
D513,192 S \* 12/2005 Lin ..... D9/702  
6,983,845 B2 1/2006 Shah

(75) Inventors: **Paul A. Tilman**, Sherwood, WI (US);  
**Giles Douglas Powell, Jr.**, Richmond,  
VA (US); **James J. Mischler**, Appleton,  
WI (US); **Michael E. Schreiter**,  
Appleton, WI (US); **Mladomir Tomic**,  
Appleton, WI (US)

(Continued)

**FOREIGN PATENT DOCUMENTS**

WO WO 2004/002840 A1 1/2004  
WO WO 2004/002841 A1 1/2004  
WO WO 2004/002850 A1 1/2004  
WO WO 2005/000706 A1 1/2005  
WO WO 2007/001469 A1 1/2007

(73) Assignee: **Alcoa Inc.**, Pittsburgh, PA (US)

(\*\*) Term: **14 Years**

(21) Appl. No.: **29/280,366**

*Primary Examiner*—Caron D. Veynar

*Assistant Examiner*—Abraham Bahta

(22) Filed: **May 24, 2007**

(74) *Attorney, Agent, or Firm*—Greenberg Traurig LLP;  
Paul F. McQuade; James Goepel

(51) **LOC (8) Cl.** ..... **09-05**

(52) **U.S. Cl.** ..... **D9/709**

(58) **Field of Classification Search** ..... D9/704–710,  
D9/713–714, 720–722, 430–433, 414, 418,  
D9/424; 383/103, 107, 114, 200, 203, 205,  
383/84, 113, 45, 47, 100, 108; 229/200,  
229/87.06, 87.08; 426/106

See application file for complete search history.

(57) **CLAIM**

The ornamental design for an evacuable, resealable bag, as shown and described.

**DESCRIPTION**

FIG. 1 is a perspective view of the evacuable, resealable bag, showing an embodiment of the present design;

FIG. 2 is a front elevation view of the embodiment of the present design illustrated in FIG. 1;

FIG. 3 is a rear elevation view of the embodiment of the present design illustrated in FIG. 1;

FIG. 4 is a right elevation view of the embodiment of the present design illustrated in FIG. 1;

FIG. 5 is a left elevation view of the embodiment of the present design illustrated in FIG. 1;

FIG. 6 is a top plan view of the embodiment of the present design illustrated in FIG. 1;

FIG. 7 is a bottom plan view of the embodiment of the present design illustrated in FIG. 1; and,

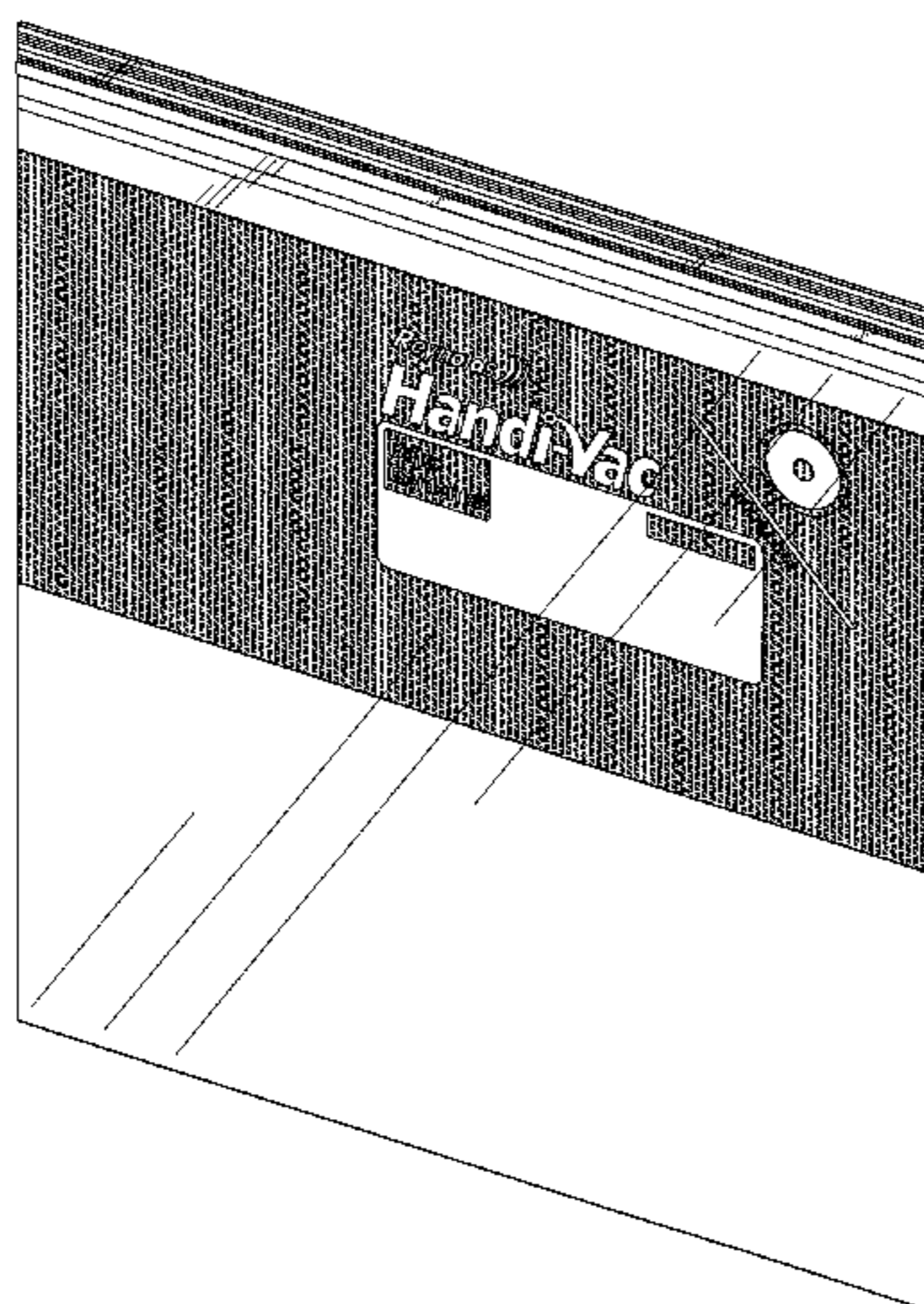
FIG. 8 is an exploded perspective view of the present design illustrated in FIG. 1.

(56) **References Cited**

**U.S. PATENT DOCUMENTS**

D103,446 S 3/1937 Amend  
D114,765 S \* 5/1939 Palmigiano ..... D9/703  
3,123,279 A \* 3/1964 Day ..... 383/102  
4,266,692 A \* 5/1981 Clark ..... 222/94  
5,041,325 A \* 8/1991 Larson et al. .... 428/156  
D386,671 S 11/1997 Park  
5,699,909 A \* 12/1997 Foster ..... 206/370  
5,881,881 A 3/1999 Carrington  
5,996,800 A 12/1999 Pratt  
D421,307 S 2/2000 Harmanoglu  
6,074,097 A \* 6/2000 Hayashi et al. .... 383/209  
6,265,038 B1 \* 7/2001 Frisk ..... 428/34.7  
6,279,581 B1 8/2001 Knepper  
D468,196 S \* 1/2003 Graham ..... D9/707  
6,550,966 B1 4/2003 Saad  
D501,410 S \* 2/2005 Lin ..... D9/707  
6,932,509 B2 8/2005 Shah

**1 Claim, 6 Drawing Sheets**



# US D555,510 S

Page 2

---

## U.S. PATENT DOCUMENTS

7,004,632	B2	2/2006	Hamilton	2005/0286808	A1	12/2005	Zimmerman
7,137,738	B2	11/2006	Shah	2006/0048483	A1	3/2006	Tilman
2004/0114837	A1	6/2004	Yoshihiro	2006/0182371	A1	8/2006	Borchardt
2005/0025396	A1	2/2005	ErkenBrack	2006/0280387	A1	12/2006	Zimmerman
2005/0079308	A1	4/2005	Tanaka	2006/0280388	A1	12/2006	Zimmerman
2005/0172577	A1	8/2005	Oltrogge	2006/0280389	A1	12/2006	Zimmerman
2005/0244083	A1	11/2005	McMahon	2006/0283148	A1	12/2006	Zimmerman

\* cited by examiner

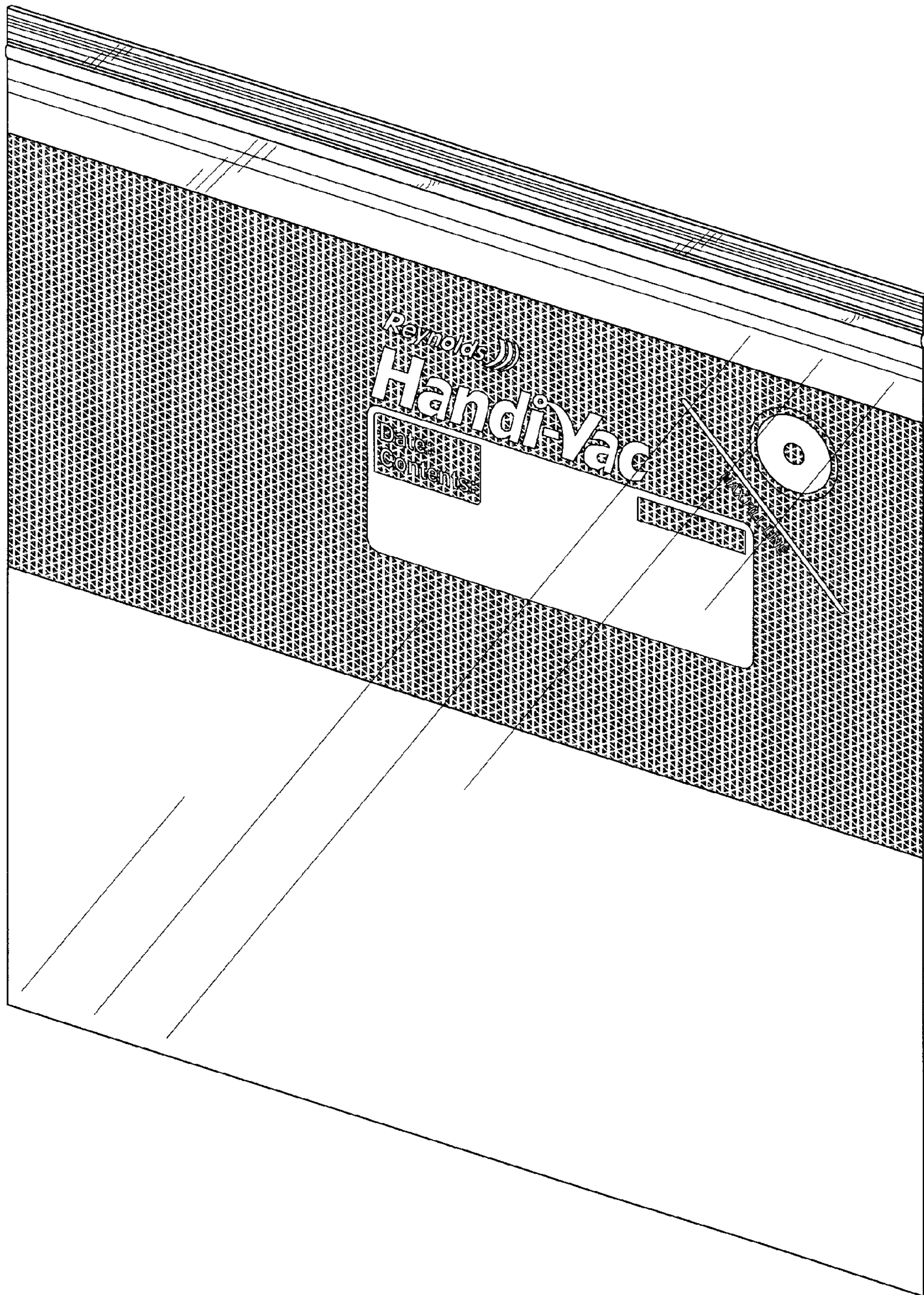


Figure 1

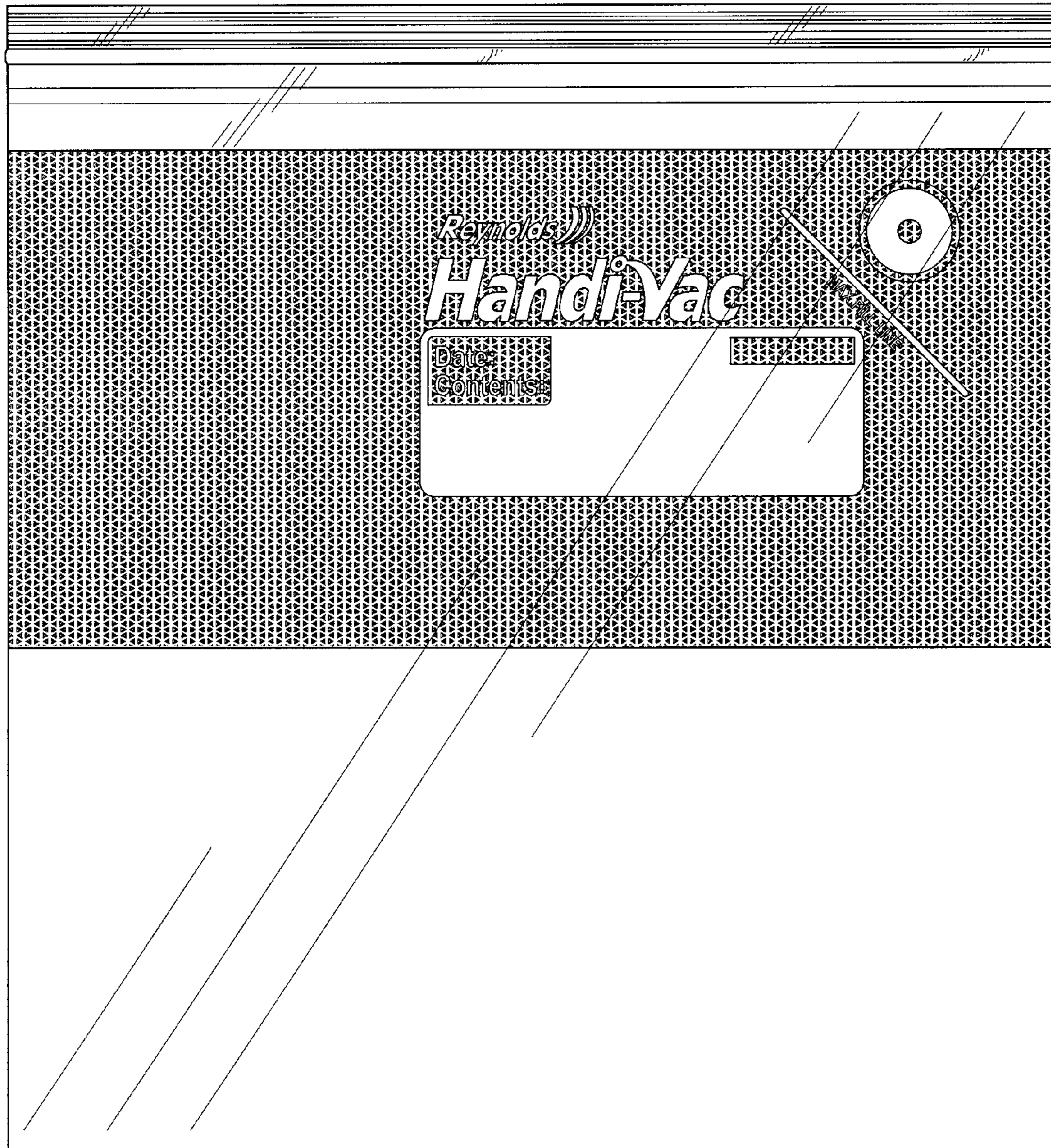


Figure 2

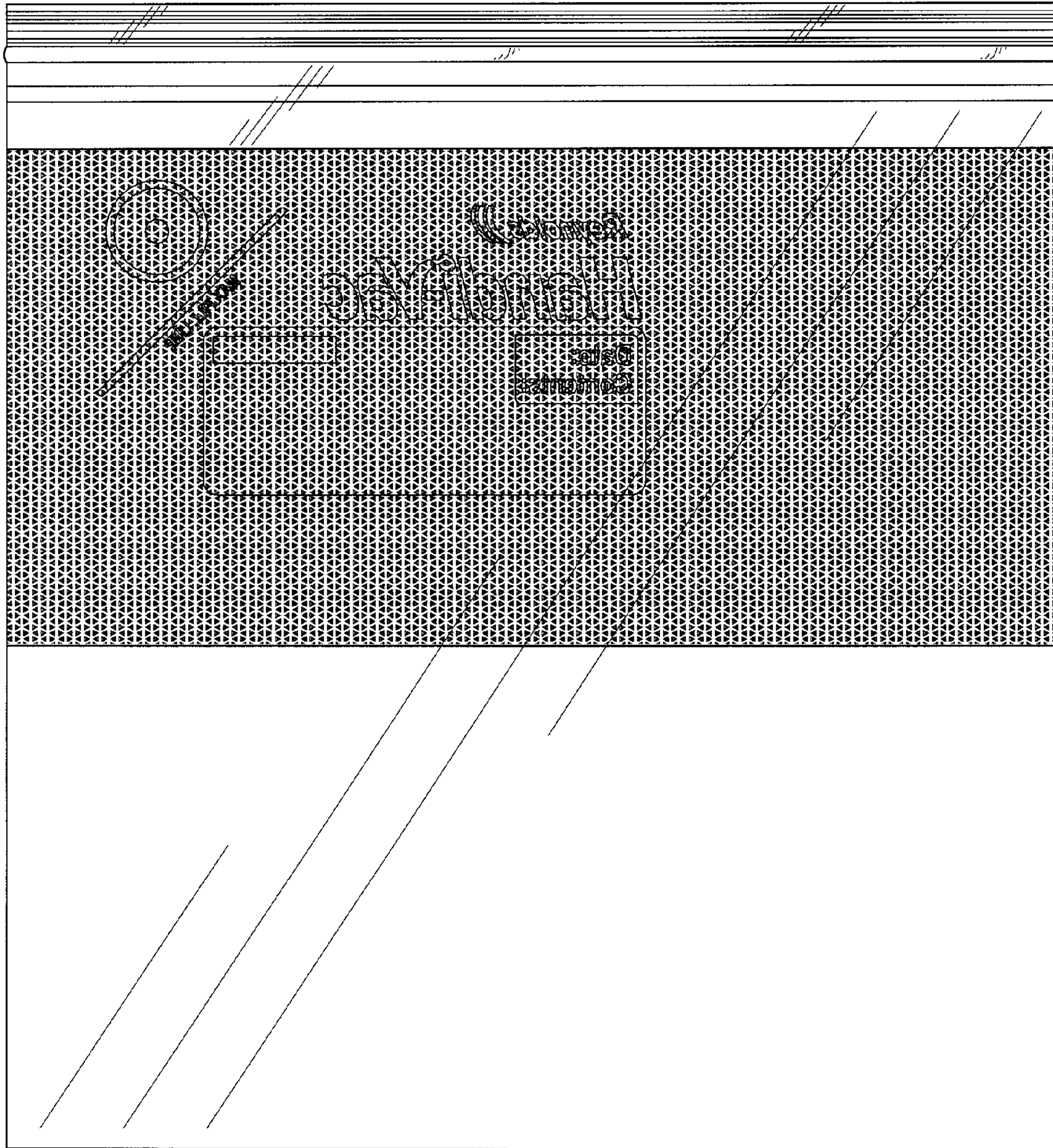




Figure 3




**Figure 4**



**Figure 5**



**Figure 6**



**Figure 7**

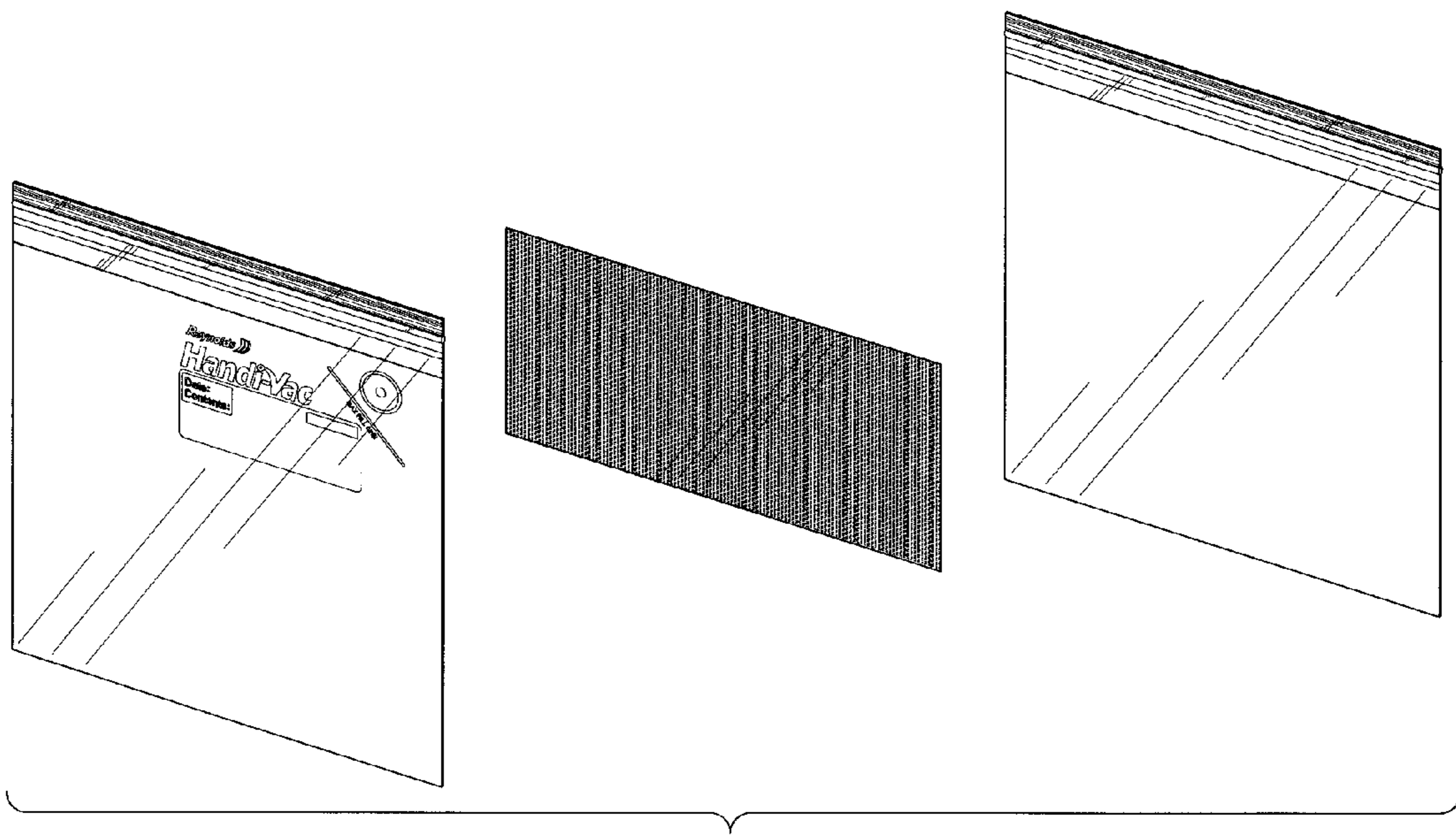


Figure 8