



US00D555496S

(12) **United States Design Patent** (10) **Patent No.:** **US D555,496 S**  
**Osgerby et al.** (45) **Date of Patent:** **\*\* \*Nov. 20, 2007**

(54) **WATER BOTTLE**

(76) Inventors: **Jay Osgerby**, C/O Barber Osgerby, 35 Charlotte Road, London (GB) EC2A 3PG; **Edward Simon Dominic Barber**, C/O Barber Osgerby, 35 Charlotte Road, London (GB) EC2A3PG

(\*) Notice: This patent is subject to a terminal disclaimer.

(\*\*) Term: **14 Years**

(21) Appl. No.: **29/264,467**

(22) Filed: **Aug. 9, 2006**

(51) **LOC (8) Cl.** ..... **09-01**

(52) **U.S. Cl.** ..... **D9/551**

(58) **Field of Classification Search** ..... D9/500, D9/503, 505, 516, 544-545, 549, 551, 554, D9/558, 564, 567, 652, 682, 686, 688-692; 215/379-383; 220/660-662, 669-675

See application file for complete search history.

(56) **References Cited**

**U.S. PATENT DOCUMENTS**

D265,794 S	8/1982	Helfrich	
D268,736 S *	4/1983	Kleckauskas	D9/500
D295,260 S *	4/1988	Goettner	D9/500
D329,605 S	9/1992	Crawford	
D332,405 S	1/1993	Farley	
D337,518 S	7/1993	Bostwick et al.	
D366,214 S	1/1996	Cooper	
D372,194 S *	7/1996	Dallaire	D9/520

D390,470 S	2/1998	Mahlmann et al.	
D423,363 S	4/2000	Loughnane	
D427,513 S	7/2000	Boisset	
D430,802 S *	9/2000	Adachi et al.	D9/521
D441,292 S	5/2001	Mohary et al.	
6,516,936 B2 *	2/2003	Nakamura	198/369.43
D500,445 S *	1/2005	DeBiasse et al.	D9/505
D505,332 S *	5/2005	Zoller	D9/564
D520,371 S *	5/2006	Clamage	D9/540
D522,369 S	6/2006	Penn	

**FOREIGN PATENT DOCUMENTS**

GB	2082970	*	7/1999
WO	DM/059215	*	1/2002
WO	DM/0060468	*	6/2002

\* cited by examiner

*Primary Examiner*—Ian Simmons

*Assistant Examiner*—Dana L Sipos

(74) *Attorney, Agent, or Firm*—The Nath Law Group; Jerald L. Meyer; Derek Richmond

(57) **CLAIM**

I claim the ornamental design for a water bottle, as shown and described.

**DESCRIPTION**

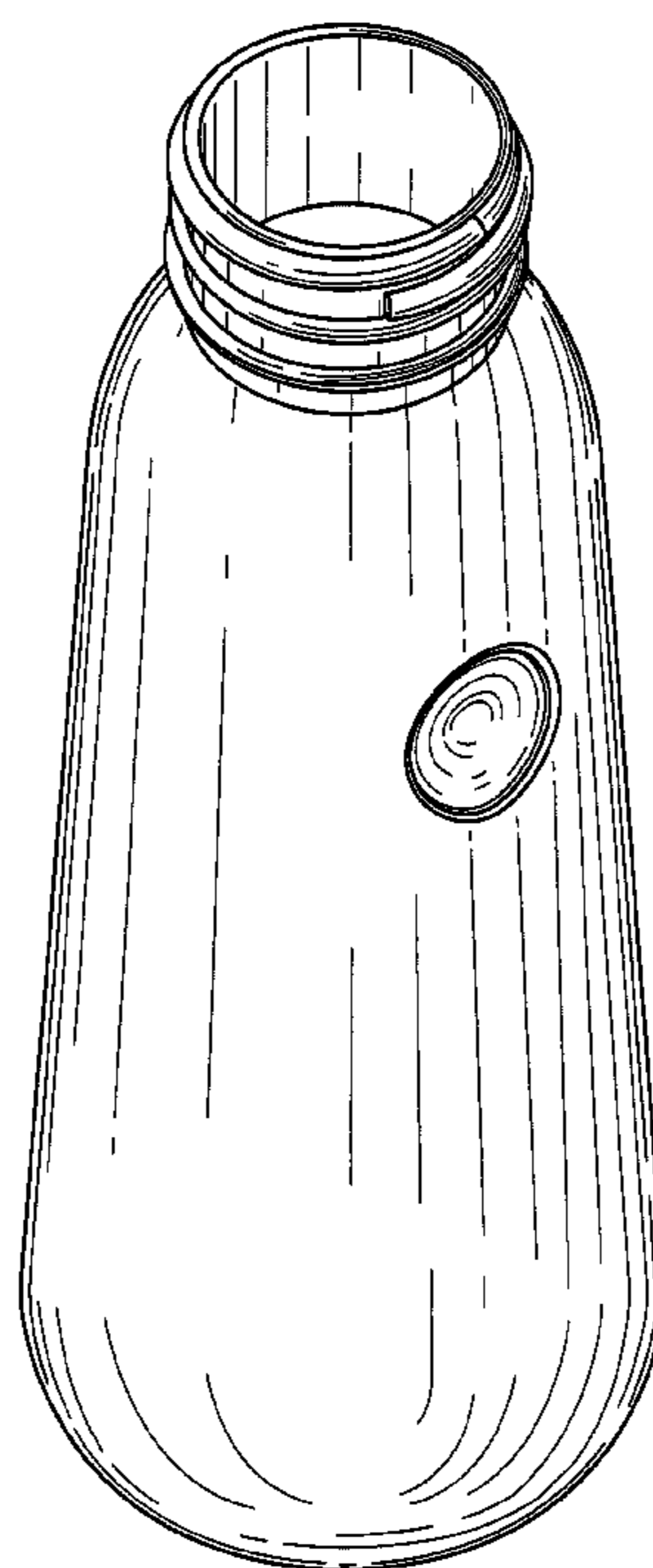
FIG. 1 is a top perspective view of a water bottle according to our new design;

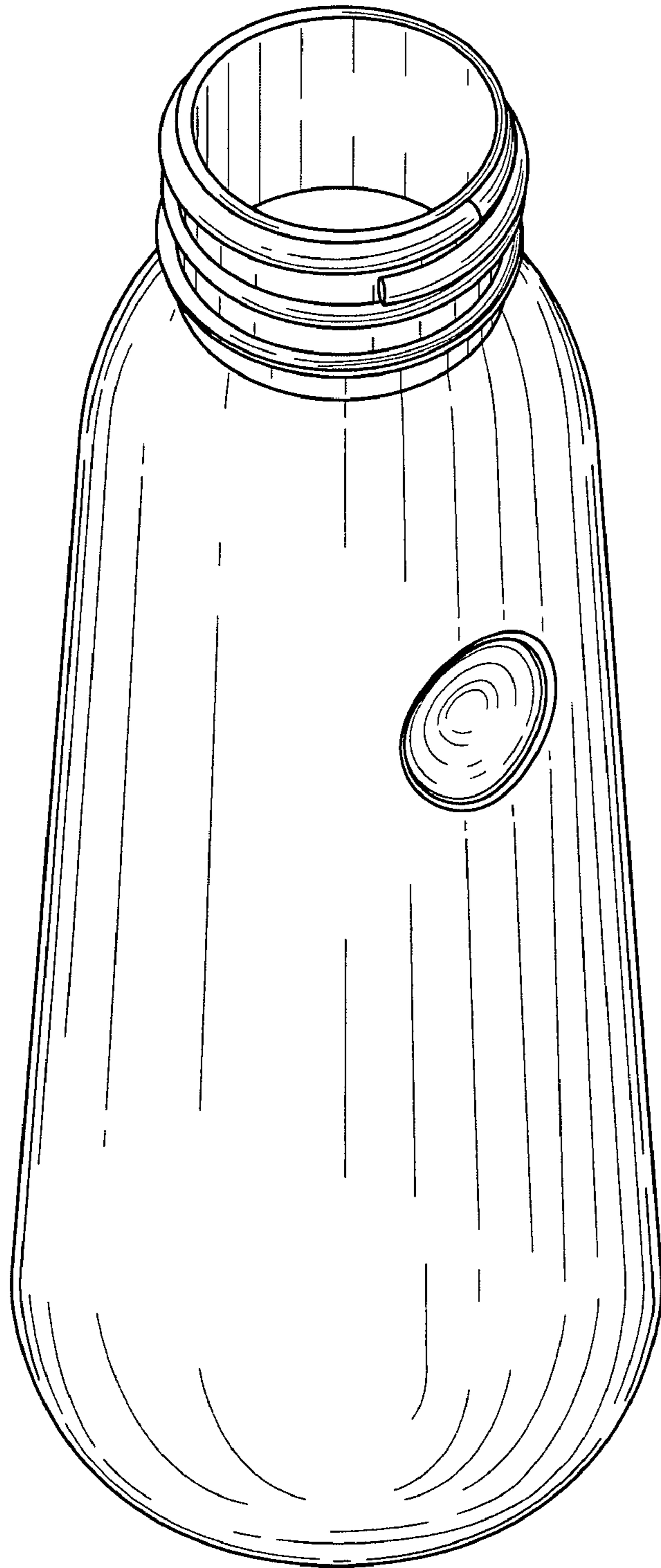
FIG. 2 is a front elevational view thereof;

FIG. 3 is a right side elevational view thereof; and,

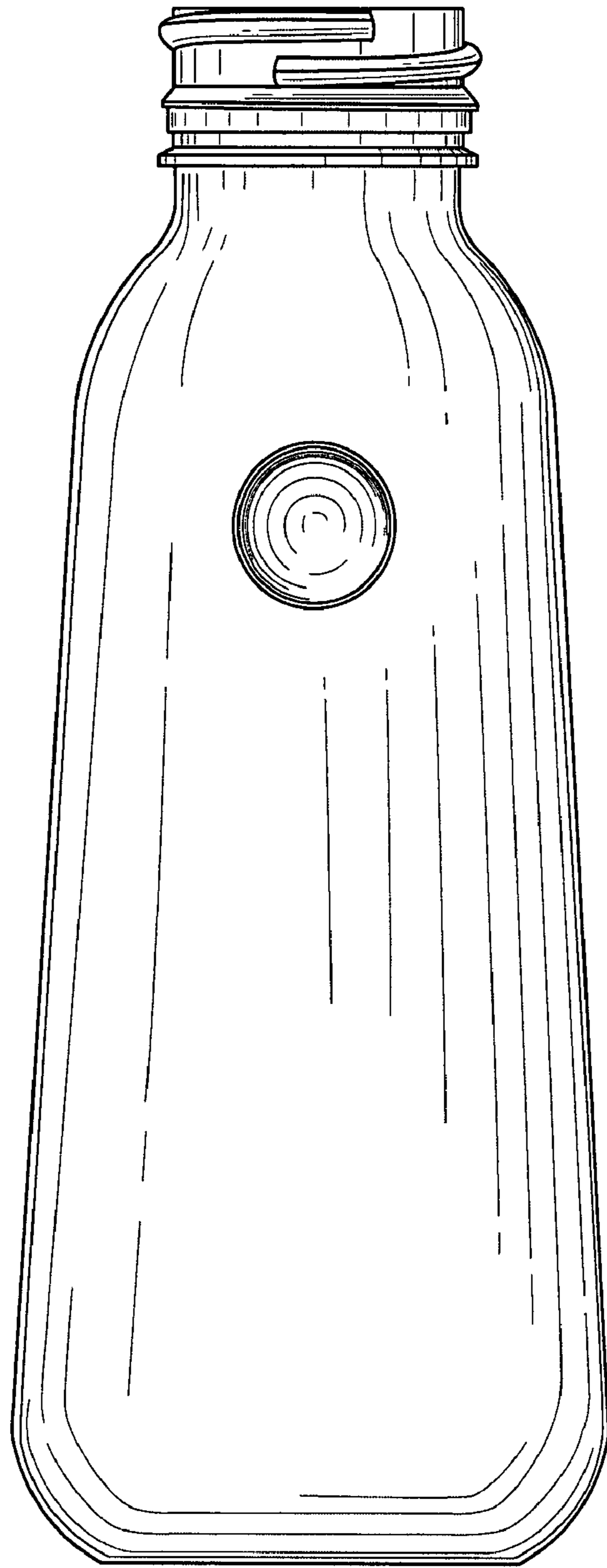
FIG. 4 is a top plan view thereof.

**1 Claim, 4 Drawing Sheets**

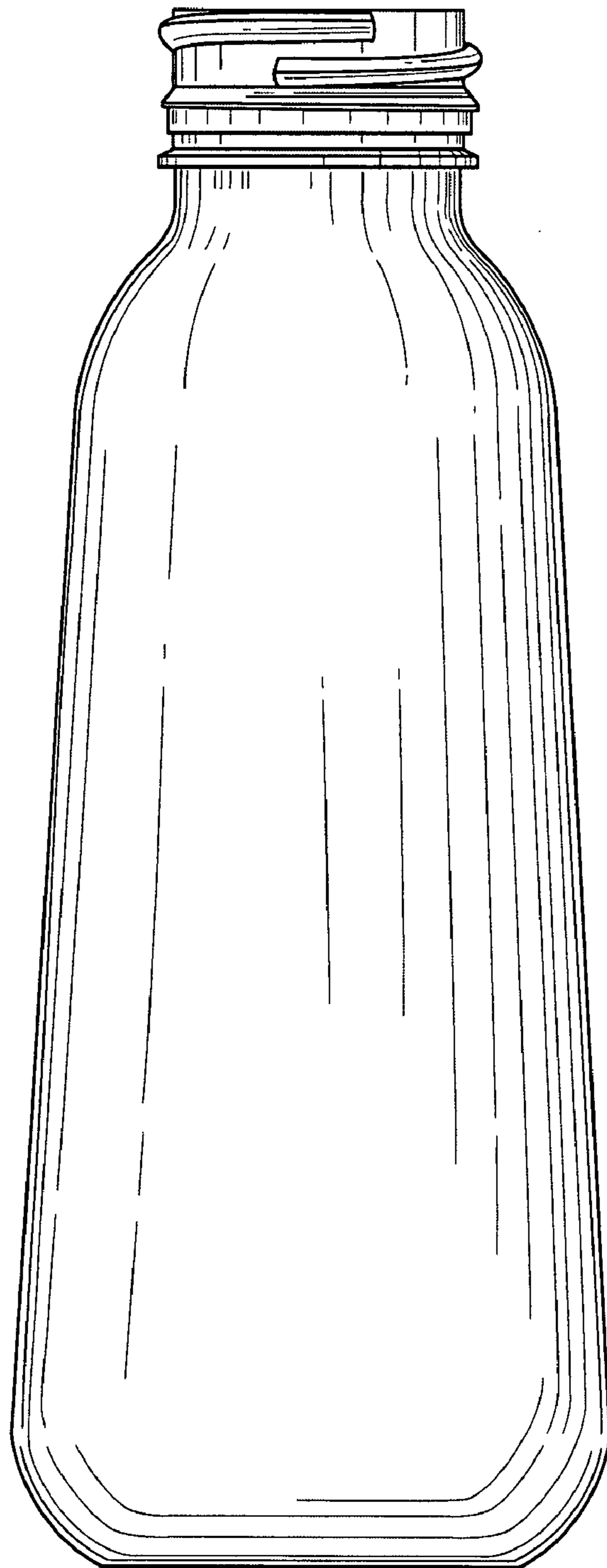




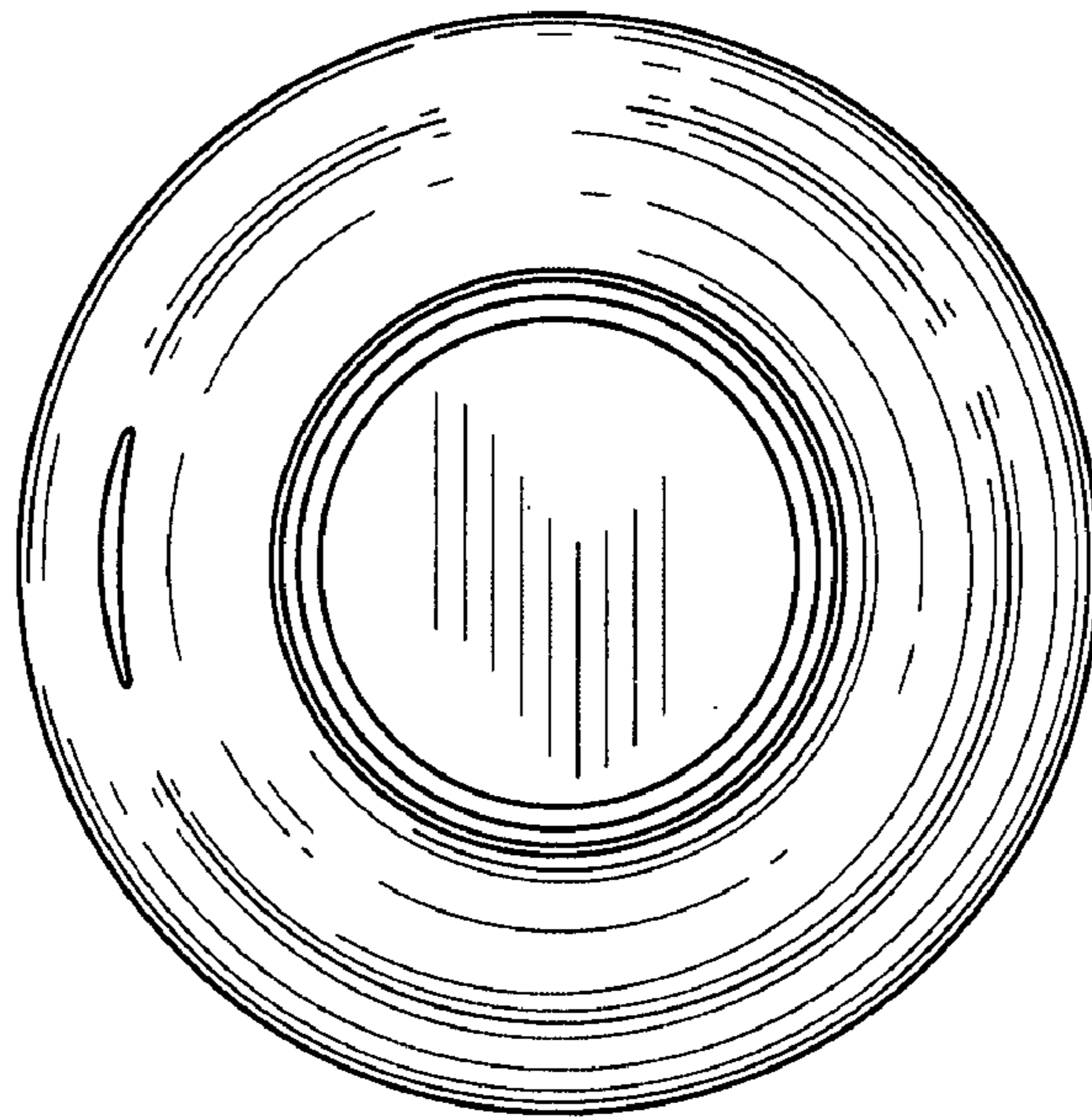
**FIG. 1**



**FIG. 2**



**FIG. 3**



**FIG. 4**