



US00D555494S

(12) **United States Design Patent** (10) **Patent No.:** **US D555,494 S**
Darr et al. (45) **Date of Patent:** **** Nov. 20, 2007**

(54) **PLASTIC CONTAINER**

(75) Inventors: **Richard C. Darr**, Medina, OH (US);
James J. Miller, Barberton, OH (US);
Richard A. Lovelace, Jr., Akron, OH (US)

(73) Assignee: **Plastipak Packaging, Inc.**, Plymouth, MI (US)

(**) Term: **14 Years**

(21) Appl. No.: **29/288,248**

(22) Filed: **Jun. 5, 2007**

(51) **LOC (8) Cl.** **09-01**

(52) **U.S. Cl.** **D9/550; D9/552; D9/556**

(58) **Field of Classification Search** D9/682,
D9/686-693, 516, 537-540, 545-546, 549-554,
D9/556-558, 563-567, 569-570, 574-575;
215/382-384, 396, 398

See application file for complete search history.

(56) **References Cited**

U.S. PATENT DOCUMENTS

D69,462 S * 2/1926 Sears D9/550
D70,765 S * 8/1926 Jones D9/556
D79,296 S * 8/1929 Maddaford D9/550
D155,868 S * 11/1949 Braun D9/563
D158,367 S * 5/1950 Fantel D9/545
D186,085 S * 9/1959 Dallas D9/552
D195,063 S * 4/1963 Lilling D9/552 X
D212,276 S * 9/1968 Lodding D9/538
D305,984 S * 2/1990 Alberghini et al. D9/552 X

D358,547 S * 5/1995 Darr D9/552 X
D406,065 S * 2/1999 Cheng D9/552
D408,289 S * 4/1999 Swette et al. D9/539
D426,163 S * 6/2000 Safadi et al. D9/538
D484,809 S * 1/2004 Pascuzzo D9/552
D534,080 S * 12/2006 Mody et al. D9/516
D546,697 S * 7/2007 Schnipper et al. D9/552 X

FOREIGN PATENT DOCUMENTS

GB 2048172 * 10/1995
GB 2052171 * 3/1996

* cited by examiner

Primary Examiner—Carol Rademaker

(74) *Attorney, Agent, or Firm*—Robert H. Bachman

(57) **CLAIM**

The ornamental design for a plastic container, as shown and described.

DESCRIPTION

FIG. 1 is a top, front, and right side perspective view of the plastic container of the present invention;

FIG. 2 is a left side elevational view thereof;

FIG. 3 is a right side elevational view thereof;

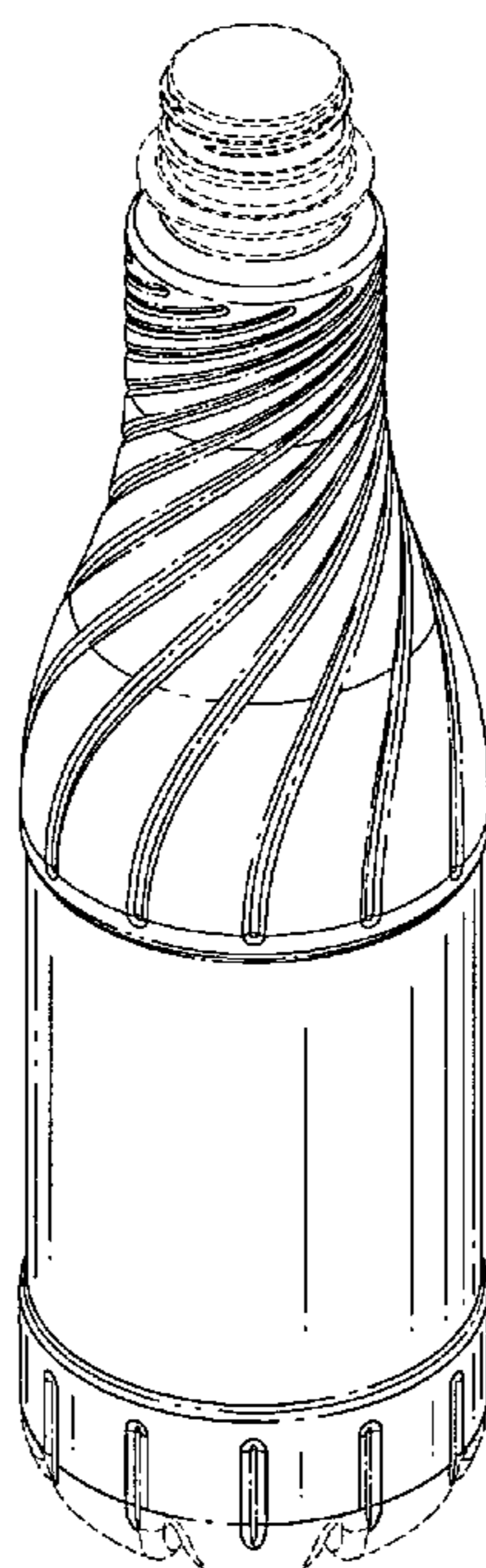
FIG. 4 is a front elevation view thereof;

FIG. 5 is a rear elevational view thereof; and,

FIG. 6 is a top plan view thereof.

The broken lines shown in the drawings are for illustrative purposes only and form no part of the claimed design.

1 Claim, 2 Drawing Sheets



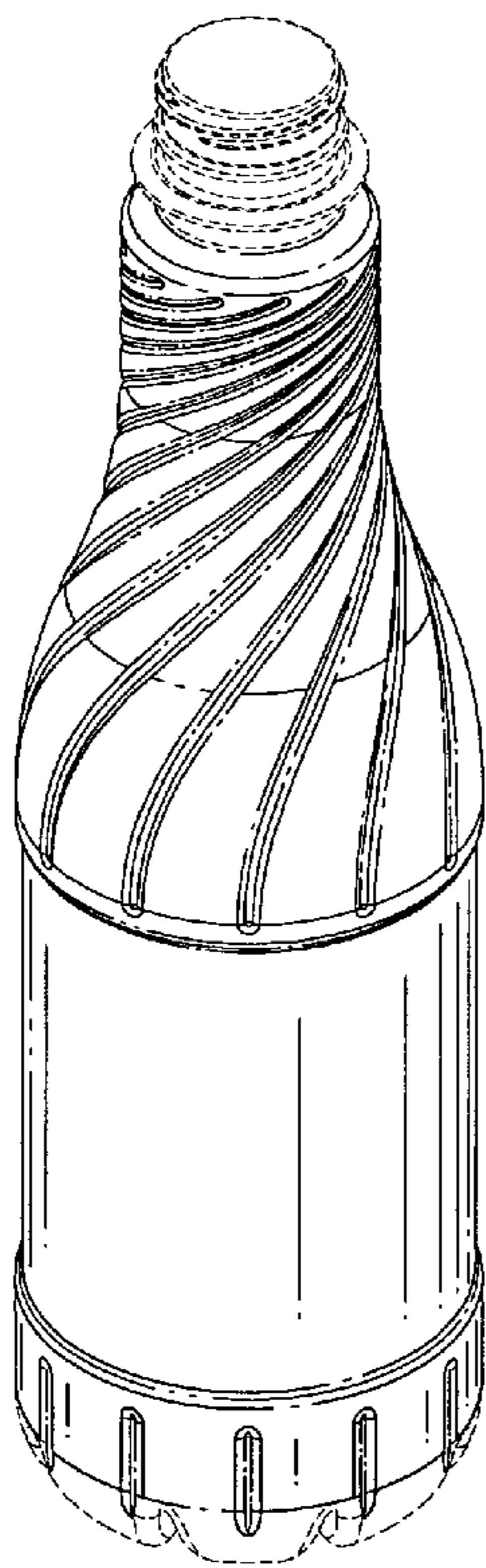


FIG. 1

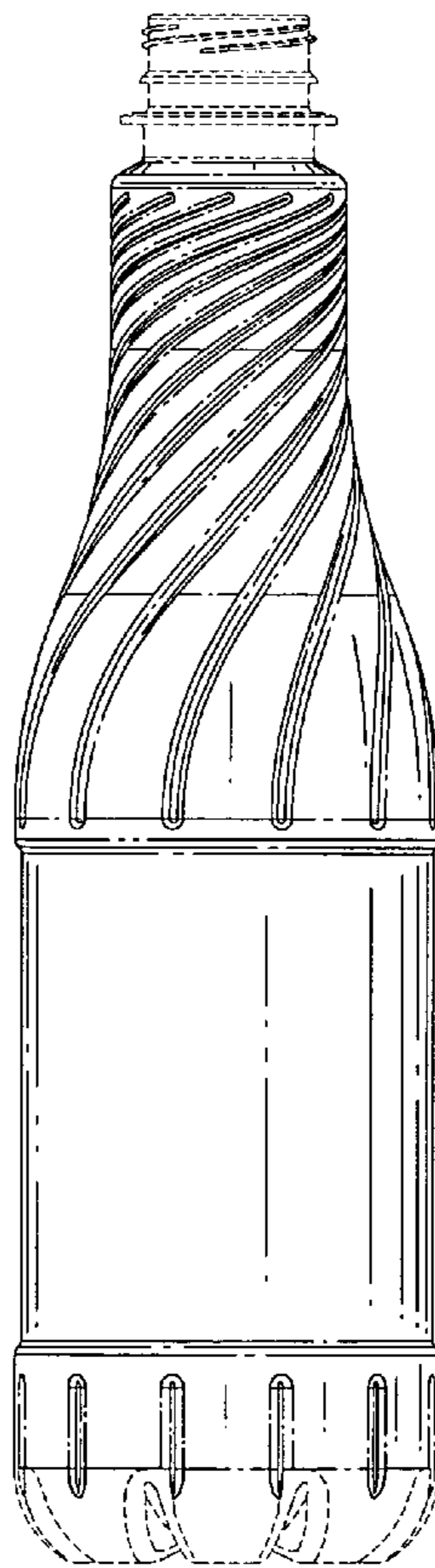


FIG. 2

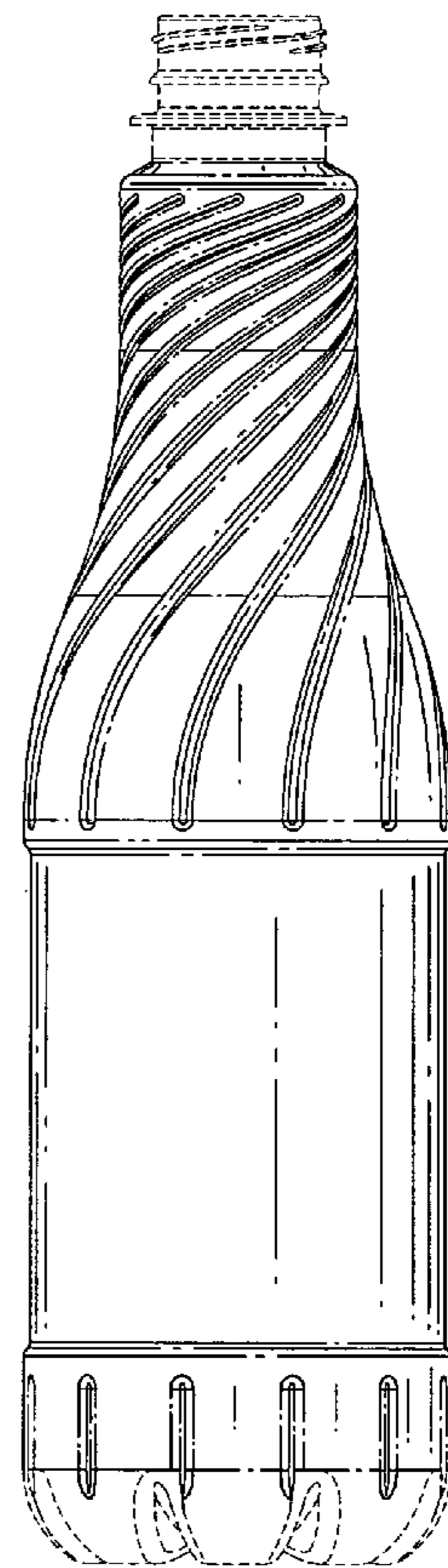


FIG. 3

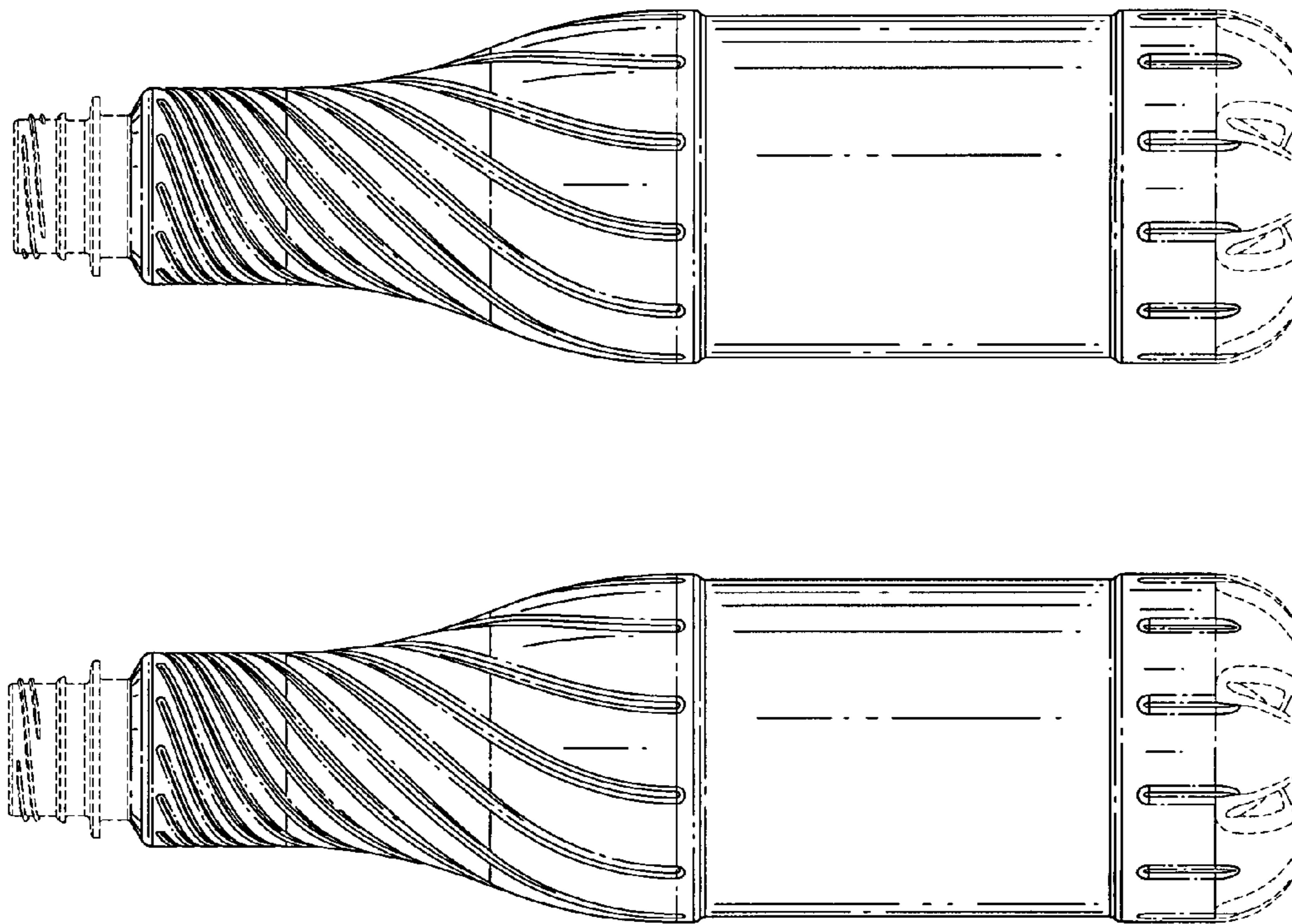


FIG. 5

FIG. 4




FIG. 6