



US00D555484S

(12) **United States Design Patent**
Norris et al.

(10) **Patent No.:** **US D555,484 S**

(45) **Date of Patent:** **** Nov. 20, 2007**

(54) **BOTTLE**

(76) Inventors: **Kevin Norris**, 6908 Sky Blue Ave.,
Louisville, KY (US) 40258; **George J. Wagner, III**, 313 Coralberry Rd.,
Louisville, KY (US) 40207; **Michael Wojton**, 2012 Wood Hall Way, Dover,
PA (US) 17315; **Samuel W. Martin, Jr.**, 5 Harrison Rd., New Freedom, PA
(US) 17349

D418,748 S *	1/2000	Kuzma et al.	D9/606
D476,577 S *	7/2003	McMahon et al.	D9/543
D481,639 S *	11/2003	Crawford	D9/542
D486,741 S *	2/2004	Houghton	D9/542
D506,140 S *	6/2005	Maus	D9/542
D508,205 S *	8/2005	Wadalawala et al.	D9/500
D511,970 S *	11/2005	Cleary	D9/542
D512,642 S *	12/2005	Busa et al.	D9/542
D514,945 S *	2/2006	Busa et al.	D9/542
D531,903 S *	11/2006	Haubein	D9/500
D541,661 S *	5/2007	Wang et al.	D9/542

(**) **Term:** **14 Years**

(21) **Appl. No.:** **29/248,919**

(22) **Filed:** **Sep. 11, 2006**

(51) **LOC (8) Cl.** **09-01**

(52) **U.S. Cl.** **D9/529; D9/449; D9/542;**
D9/571

(58) **Field of Classification Search** D9/447,
D9/449, 450, 529, 542, 543, 544, 551, 558,
D9/570, 572, 573, 574, 682, 685, 686, 687,
D9/688, 689, 691, 692, 694; 220/660, 662,
220/675; 215/381, 382, 383, 384, 385, 12.1
See application file for complete search history.

(56) **References Cited**

U.S. PATENT DOCUMENTS

D82,202 S *	9/1930	Winegard	D9/542
D363,222 S *	10/1995	Lay	D9/447
D384,285 S *	9/1997	D'Amico et al.	D9/542
D403,592 S *	1/1999	Everard et al.	D9/542
D413,064 S *	8/1999	Bansal	D9/449

FOREIGN PATENT DOCUMENTS

GB US3011184 * 4/2003

* cited by examiner

Primary Examiner—Carol Rademaker

Assistant Examiner—Elizabeth J Oswecki

(74) *Attorney, Agent, or Firm*—Camoriano and Associates;
Theresa Fritz Camoriano

(57) **CLAIM**

The ornamental design for a bottle, as shown and described.

DESCRIPTION

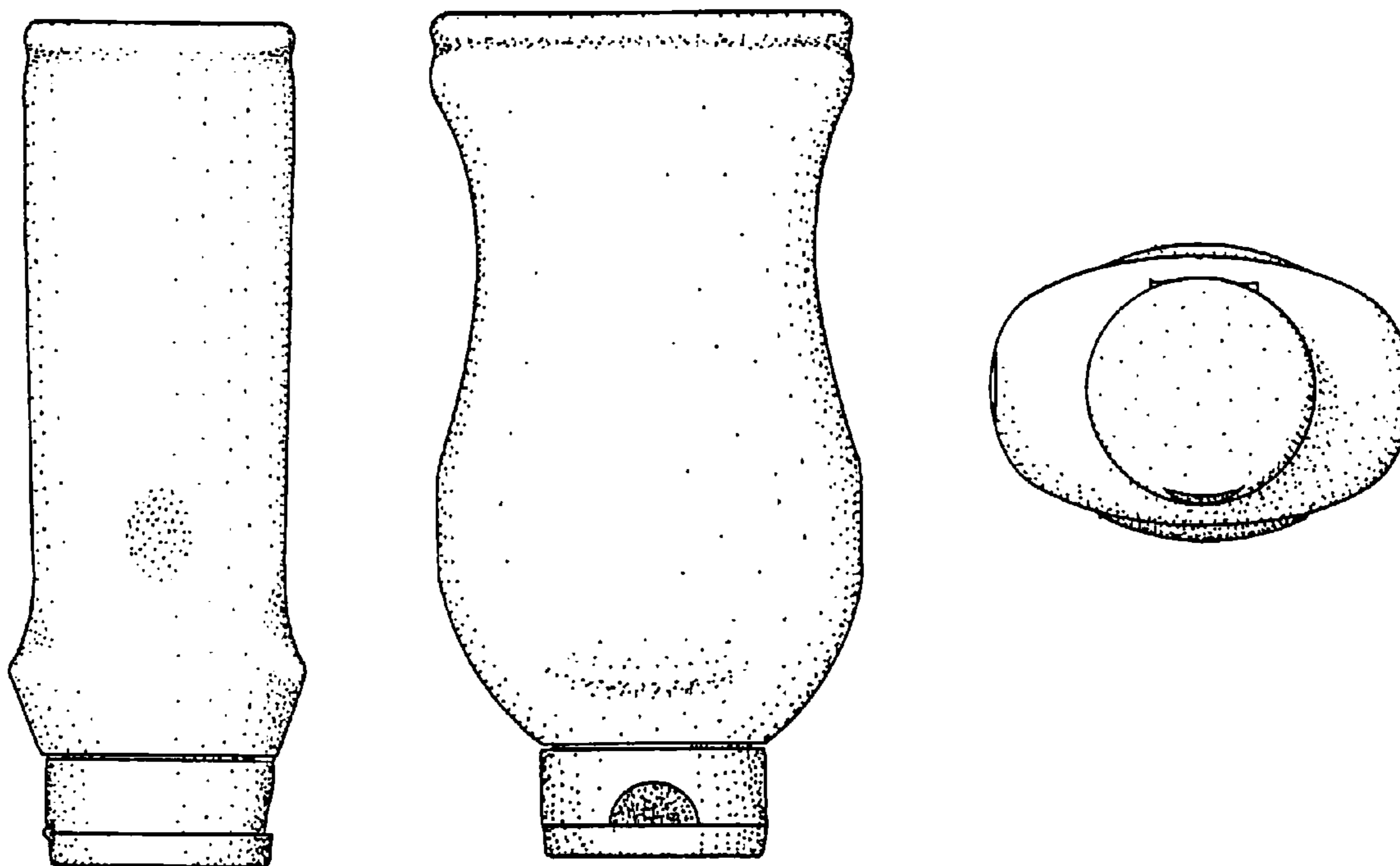
FIG. 1 is a front view if a bottle showing our new design;
FIG. 2 is a right side view thereof, which is a mirror image
of the left side;

FIG. 3 is a rear view thereof;

FIG. 4 is a top view thereof; and,

FIG. 5 is a bottom view thereof.

1 Claim, 2 Drawing Sheets



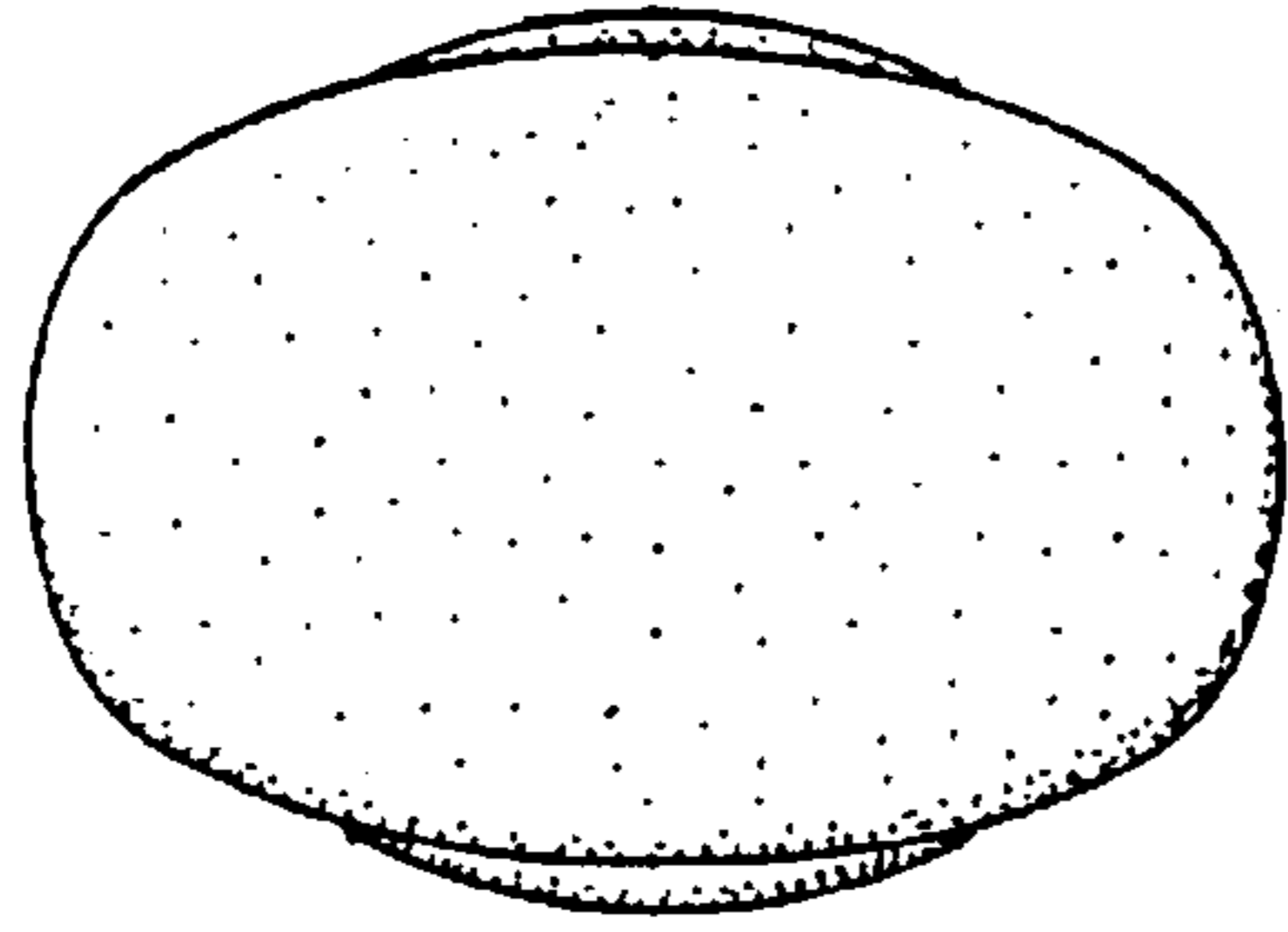


FIG. 4

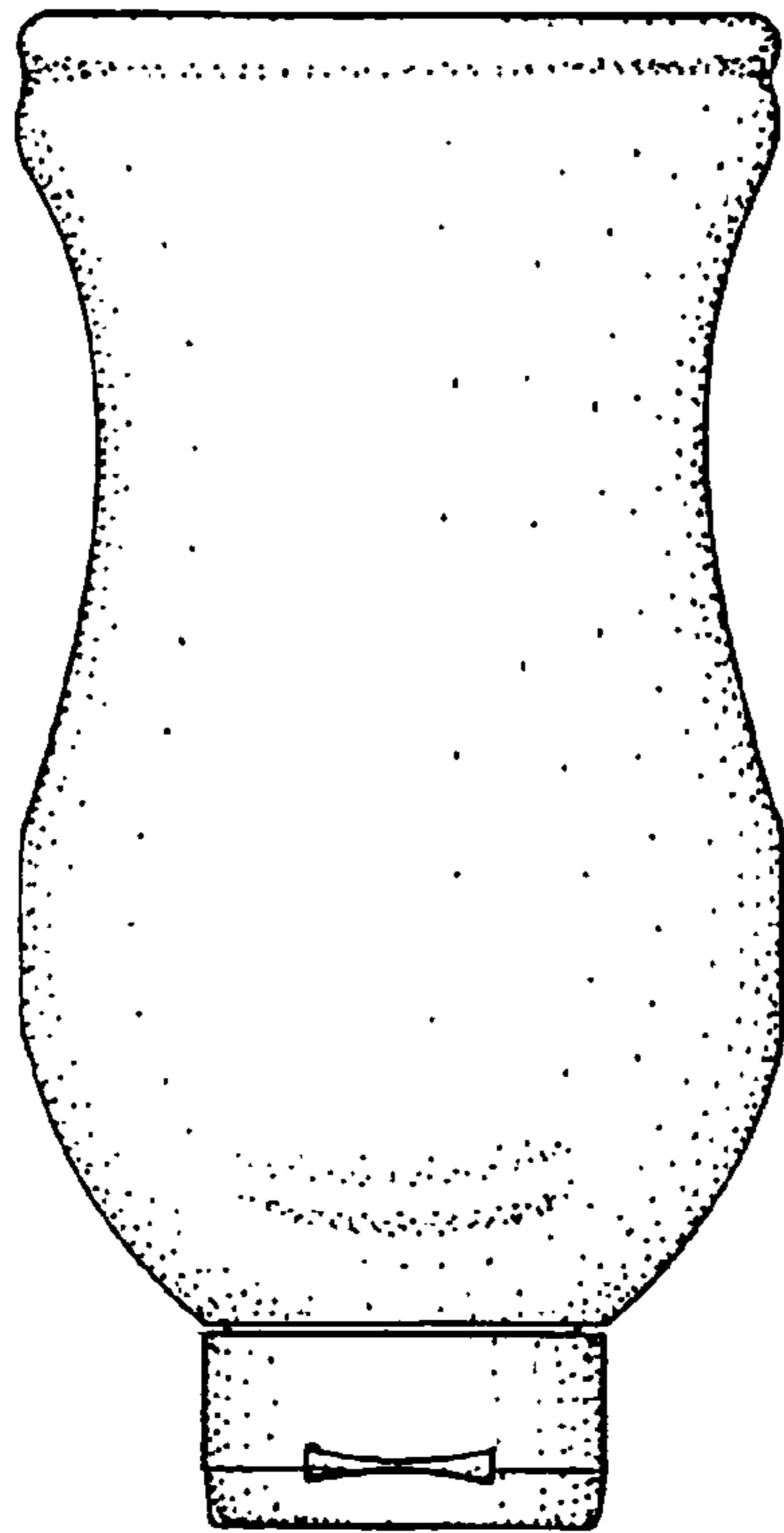


FIG. 1

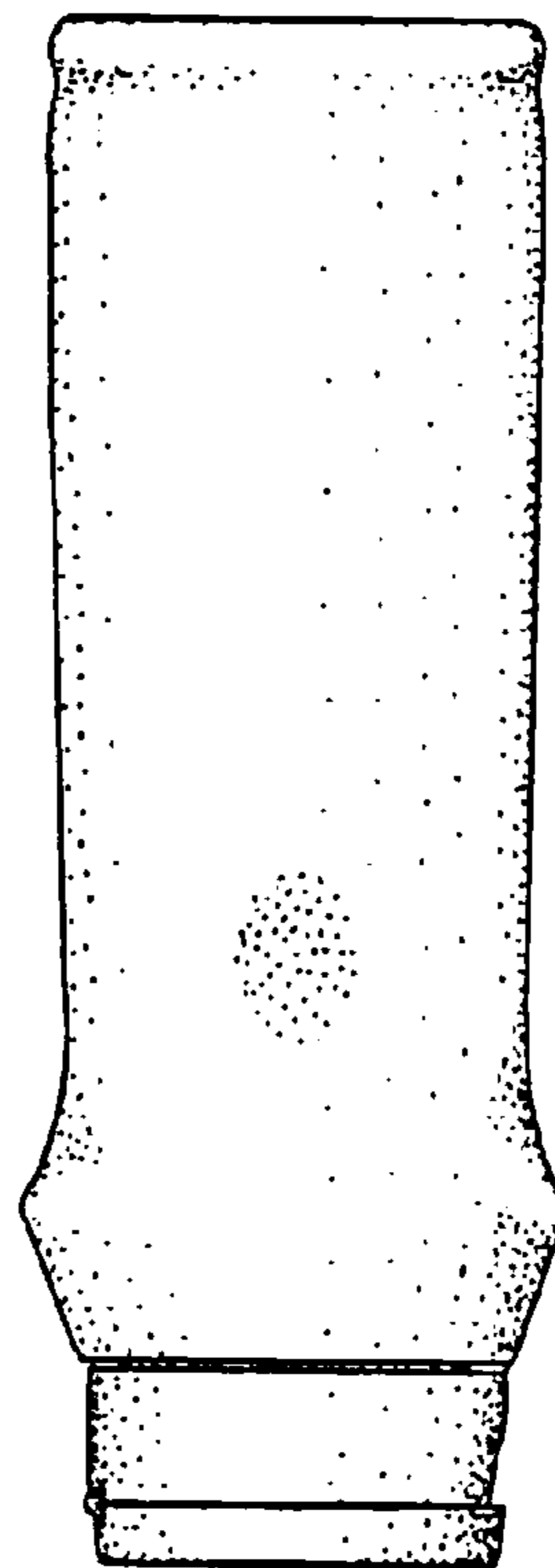


FIG. 2

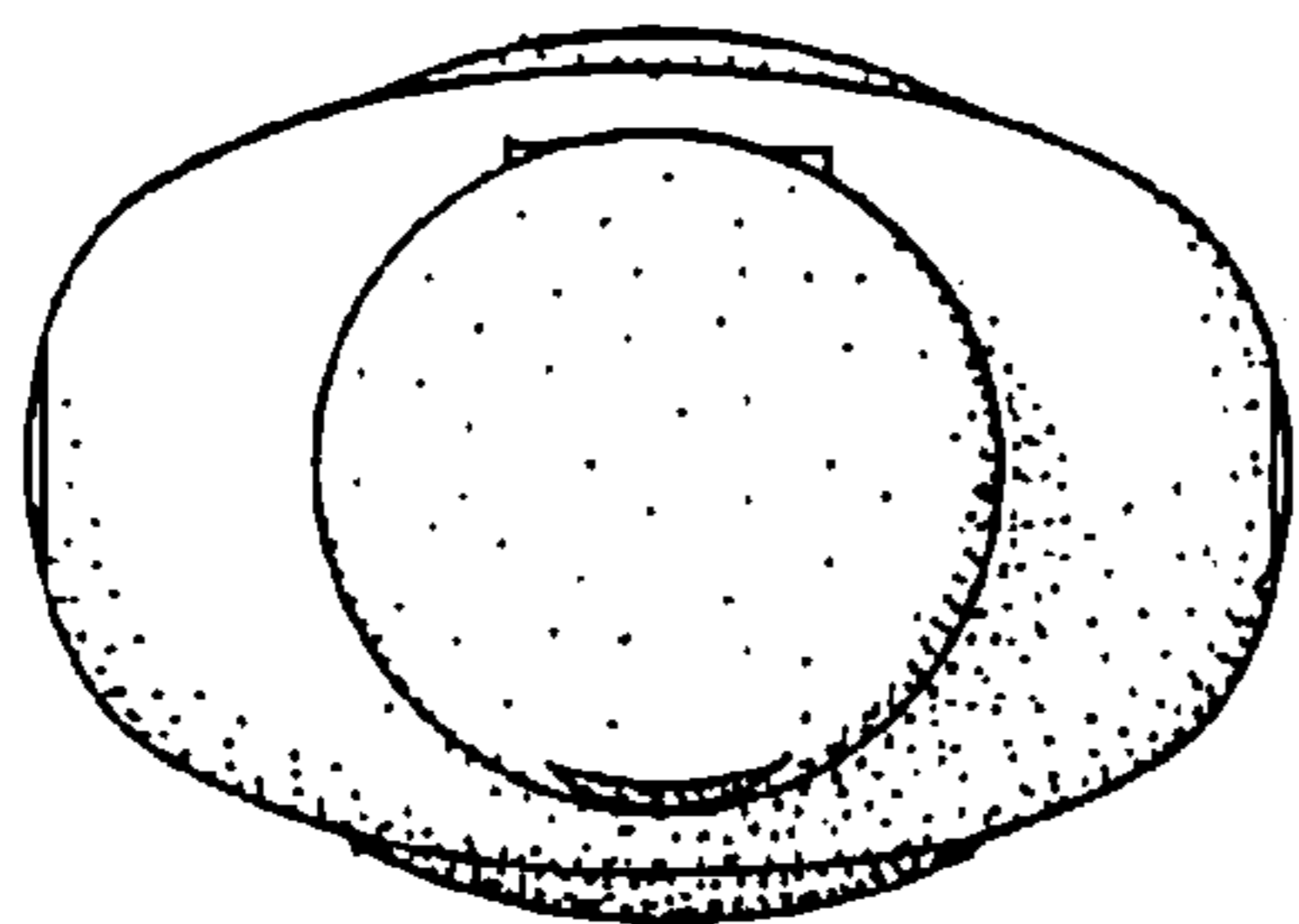


FIG. 5

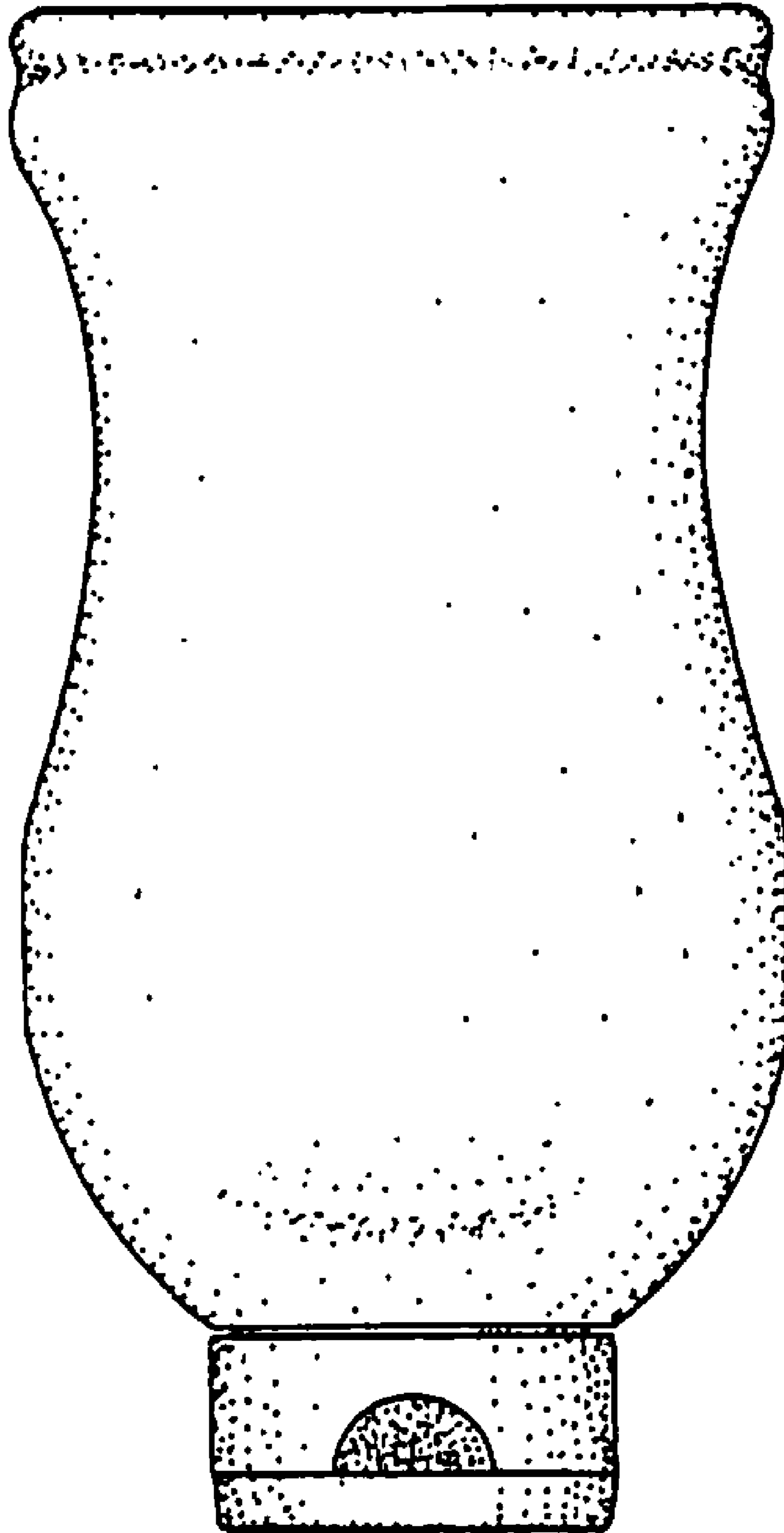


FIG. 3