



US00D555477S

(12) **United States Design Patent** (10) **Patent No.:** **US D555,477 S**  
**Mayers** (45) **Date of Patent:** **\*\* Nov. 20, 2007**

(54) **CLOSURE**

(75) Inventor: **Jeffrey A. Mayers**, Ridgefield Park, NJ (US)

(73) Assignee: **Colgate-Palmolive Company**, New York, NY (US)

(\*\*) Term: **14 Years**

(21) Appl. No.: **29/254,726**

(22) Filed: **Feb. 27, 2006**

(51) **LOC (8) Cl.** ..... **09-01**

(52) **U.S. Cl.** ..... **D9/451; D9/445**

(58) **Field of Classification Search** ..... D9/667, D9/655, 632, 631, 600, 451, 445, 453; D7/628, D7/602, 599, 594, 571, 544, 539, 514, 506, D7/391, 354, 301; 215/355, 316, 230  
See application file for complete search history.

(56) **References Cited**

**U.S. PATENT DOCUMENTS**

D69,493 S	2/1926	Ciardi
D73,190 S	8/1927	Mezitis
D76,350 S	9/1928	Love et al.
D157,414 S	2/1950	Parentice
D160,187 S	9/1950	Lorenzen
D168,416 S	12/1952	McGinnis
D185,721 S	7/1959	Polson
3,257,482 A	6/1966	Schechter
3,409,710 A	11/1968	Klygis
3,507,942 A	4/1970	Lynch
4,279,351 A	7/1981	Vertes
D280,294 S	8/1985	Resnick
4,858,758 A	8/1989	Mitchell et al.
4,974,749 A	12/1990	Mon
4,993,143 A	2/1991	Sidner et al.
5,060,827 A	10/1991	Segati
5,165,558 A	11/1992	Cargile

D332,742 S	1/1993	Gobe
D333,428 S	2/1993	Gobe
D341,632 S	11/1993	Ganzenhuber
D343,474 S	1/1994	Chen
D361,159 S	8/1995	Feng
5,549,209 A	8/1996	Weissman et al.
5,628,417 A	5/1997	Van Halteren
D381,272 S	7/1997	Coons
D382,482 S *	8/1997	Lathrop et al. .... D9/453
D384,567 S	10/1997	Chang
5,762,859 A	6/1998	Kani
D397,517 S	8/1998	Choyee

(Continued)

**FOREIGN PATENT DOCUMENTS**

JP 2001278236 10/2001

*Primary Examiner*—Gary D. Watson  
*Assistant Examiner*—Susan Bennett Hattan  
(74) *Attorney, Agent, or Firm*—Michael Wallace, Jr.

(57) **CLAIM**

The ornamental design for a closure, as shown and described.

**DESCRIPTION**

FIG. 1 is a perspective view of the closure of my design.

FIG. 2 is a front elevation view thereof.

FIG. 3 is a rear elevation view thereof.

FIG. 4 is a left side elevation view thereof.


FIG. 5 is a right side elevation view thereof.

FIG. 6 is a top plan view thereof; and,

FIG. 7 is a bottom plan view thereof.

The broken line showings of threads and the interior of the bottom of the closure are for illustrative purposes only and form no part of the claimed design.

**1 Claim, 6 Drawing Sheets**



# US D555,477 S

Page 2

---

## U.S. PATENT DOCUMENTS

6,152,324 A	11/2000	Baudin		D444,384 S	7/2001	Crawford et al.	
D438,115 S *	2/2001	Caldwell .....	D9/451	D449,783 S	10/2001	Crawford et al.	
D443,820 S	6/2001	Crawford et al.		D449,784 S	10/2001	Crawford et al.	
D444,064 S	6/2001	Crawford et al.		D474,967 S *	5/2003	Kaneko .....	D9/451
D444,065 S	6/2001	Crawford et al.		6,848,484 B1	2/2005	Darr	
D444,383 S	7/2001	Crawford et al.					

\* cited by examiner

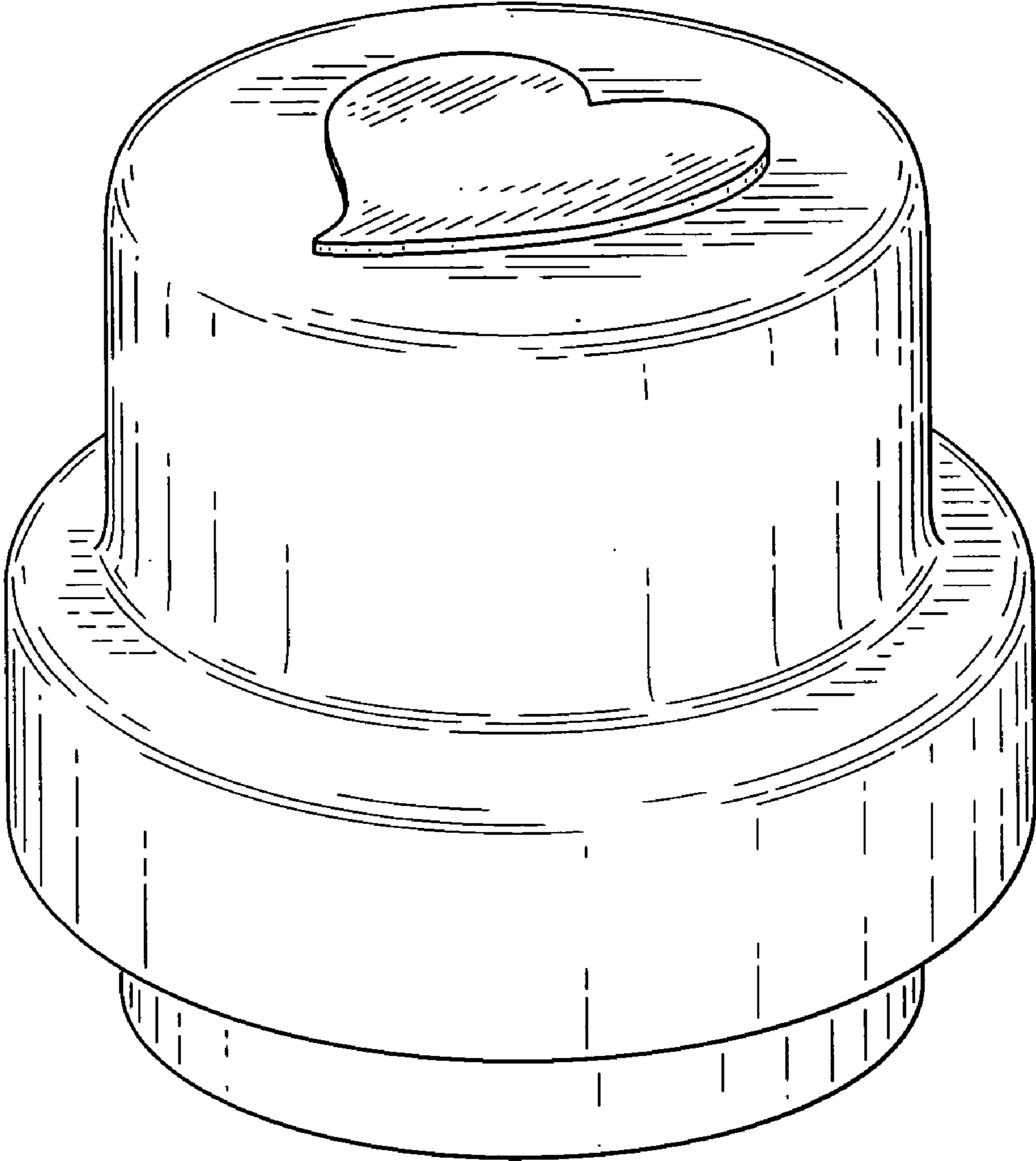


FIG. 1

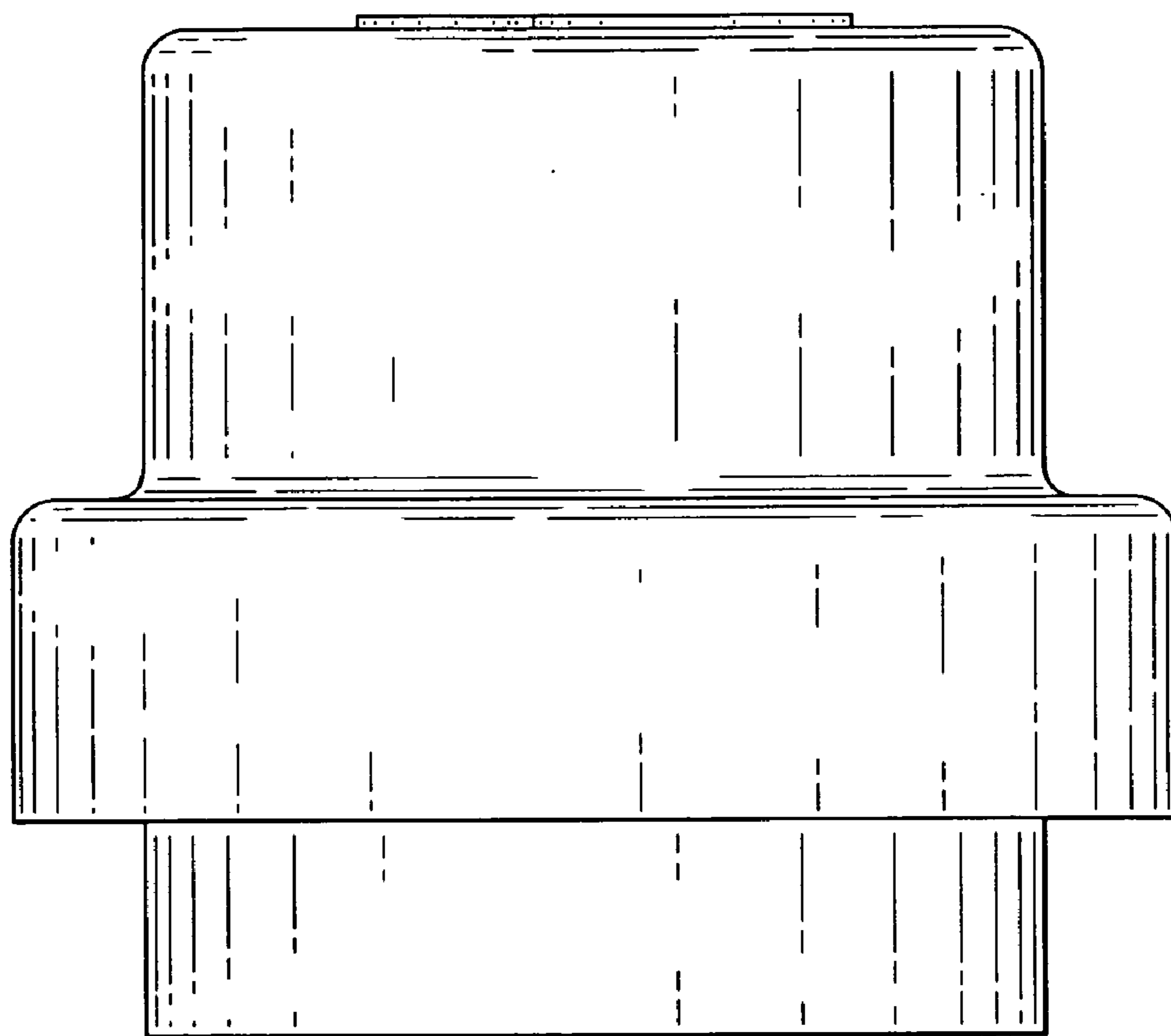


FIG. 2

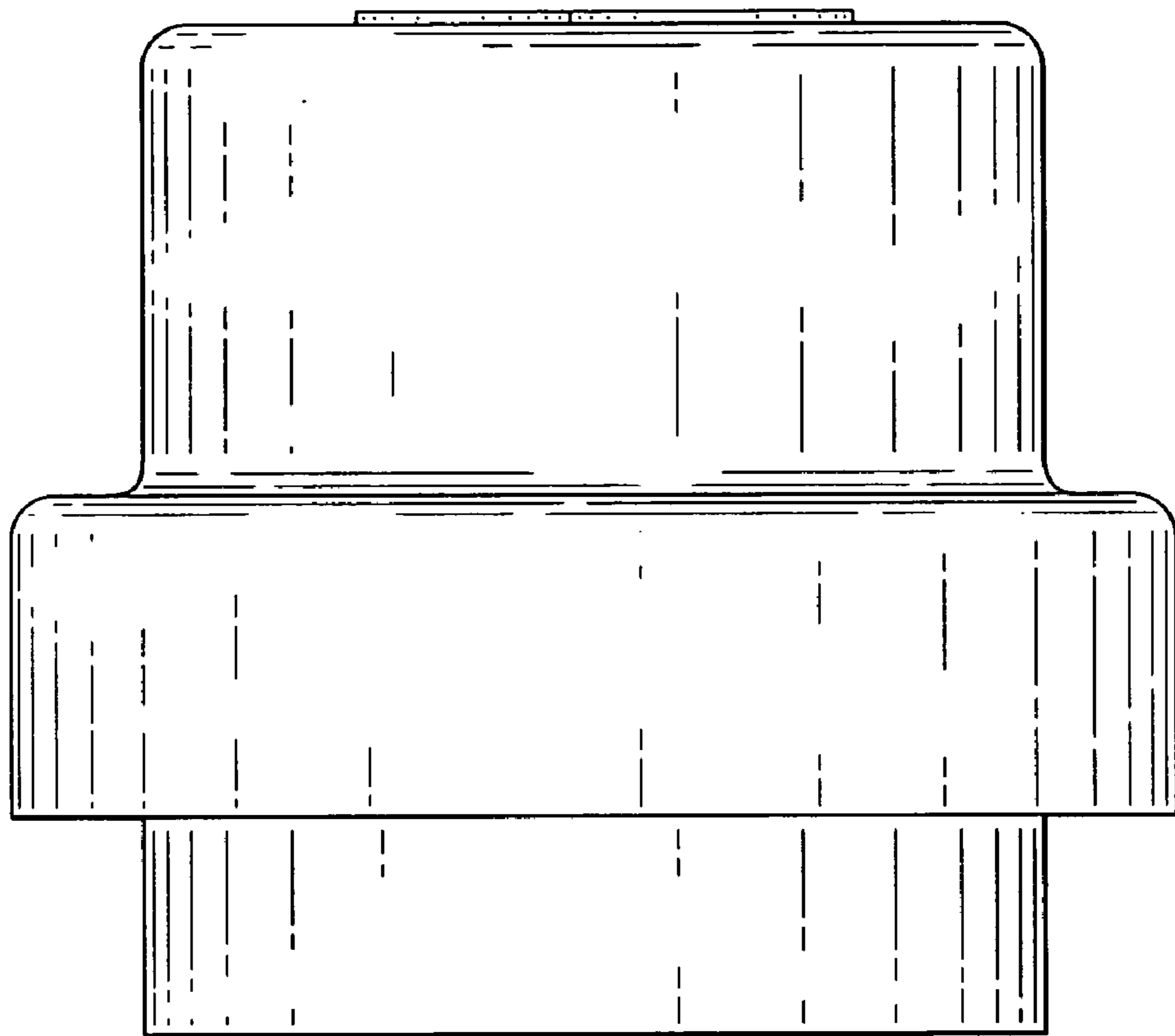


FIG. 3

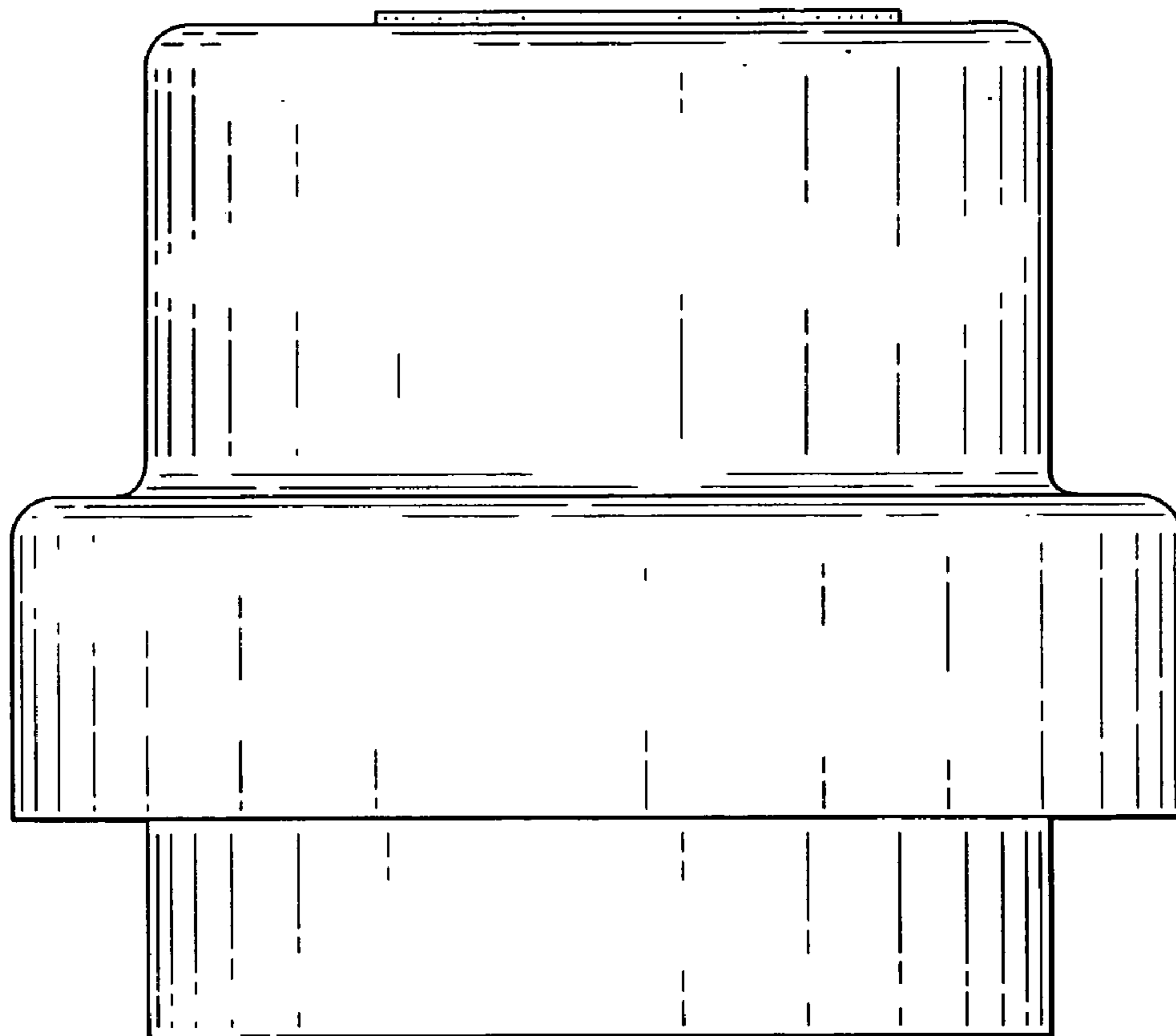


FIG. 4

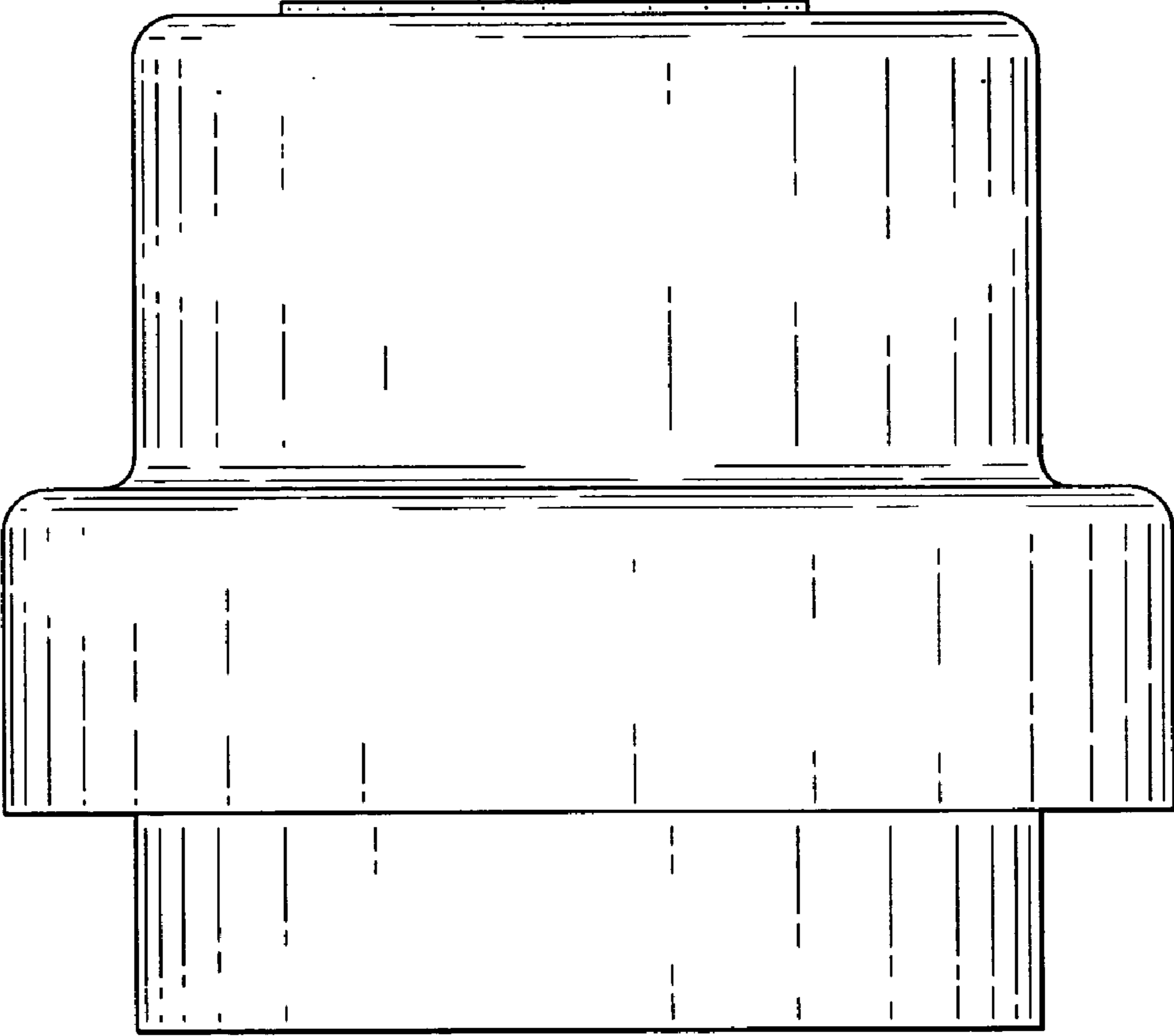


FIG. 5




FIG. 6

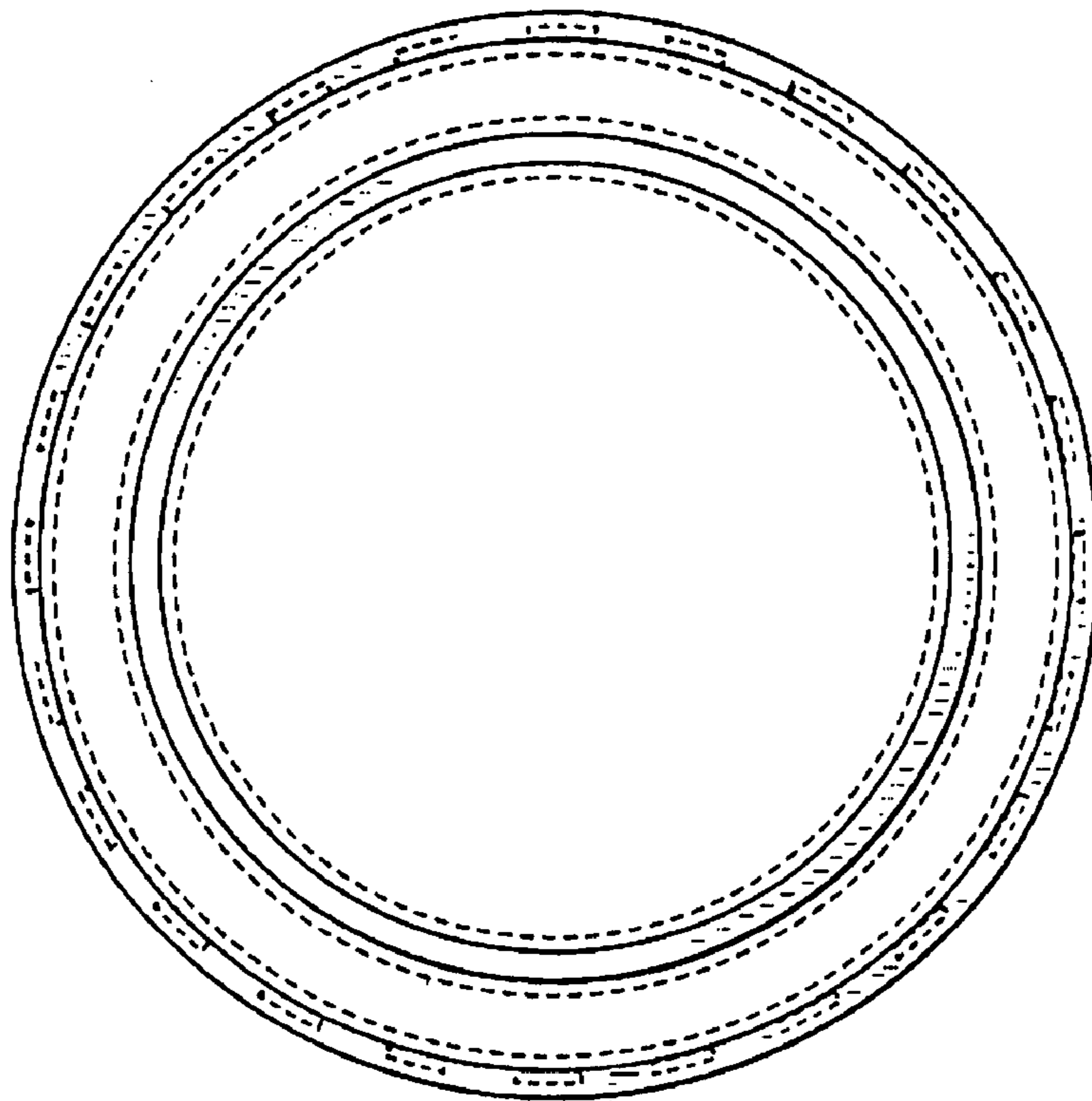


FIG. 7