



US00D555463S

(12) **United States Design Patent** (10) **Patent No.:** **US D555,463 S**
Goodman et al. (45) **Date of Patent:** **** Nov. 20, 2007**

(54) **HOOK RACK**

(75) Inventors: **Sheldon H. Goodman**, Solon, OH
(US); **Kent W. Murphy**, Wooster, OH
(US)

(73) Assignee: **Spectrum Diversified Designs, Inc.**,
Streetsboro, OH (US)

(**) Term: **14 Years**

(21) Appl. No.: **29/255,636**

(22) Filed: **Mar. 10, 2006**

(51) **LOC (8) Cl.** **08-05**

(52) **U.S. Cl.** **D8/372**

(58) **Field of Classification Search** D8/370,
D8/371, 372; 248/303, 227.4; D6/320, 323,
D6/566, 567, 569; 211/30, 31, 34, 35, 86,
211/87

See application file for complete search history.

(56) **References Cited**

U.S. PATENT DOCUMENTS

843,633 A * 2/1907 Schoonmaker 248/303
D324,314 S * 3/1992 Licari et al. D6/323
D355,841 S * 2/1995 Goodman et al. D8/372
D355,842 S * 2/1995 Goodman et al. D8/372
D387,569 S * 12/1997 Goodman et al. D6/323
D390,012 S * 2/1998 Goodman et al. D6/323

D419,428 S * 1/2000 Goodman et al. D8/372
D421,382 S * 3/2000 Abdi D8/372
D422,484 S * 4/2000 Goodman et al. D8/372
D436,839 S * 1/2001 Goodman et al. D8/372
D459,979 S * 7/2002 Goodman et al. D8/372
D465,406 S * 11/2002 Goodman et al. D8/372
D465,998 S * 11/2002 Goodman et al. D8/372
2007/0131832 A1 * 6/2007 Adams 248/227.4

* cited by examiner

Primary Examiner—T. Chase Nelson

Assistant Examiner—Barbara B Lohr

(74) *Attorney, Agent, or Firm*—Pearne & Gordon LLP

(57) **CLAIM**

The ornamental design for a hook rack, as shown and described.

DESCRIPTION

FIG. 1 is a perspective view of a hook rack showing our new design;

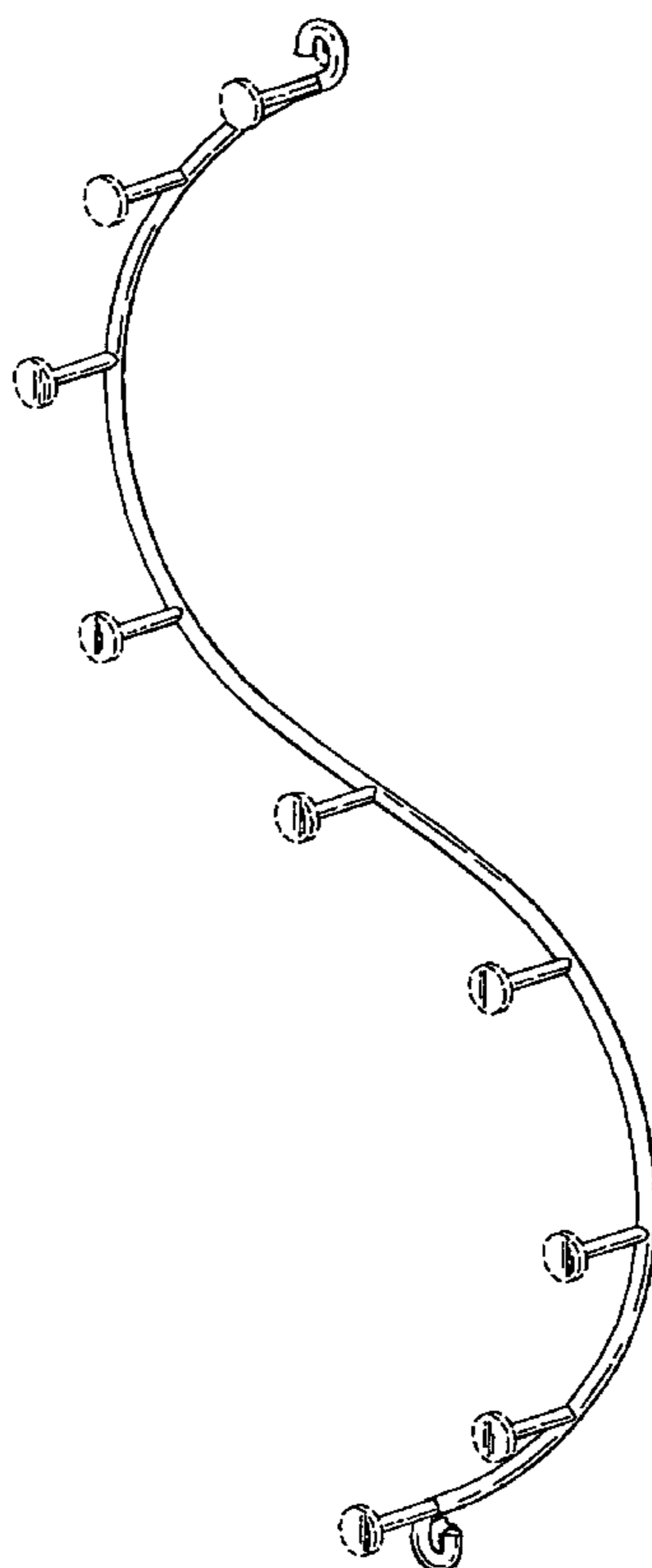
FIG. 2 is a front elevational view thereof;

FIG. 3 is a top plan view thereof; and,

FIG. 4 is side elevational view thereof.

The broken-line disclosure of elements in the views is for illustrative purposes only and forms no part of the claimed design.

1 Claim, 2 Drawing Sheets



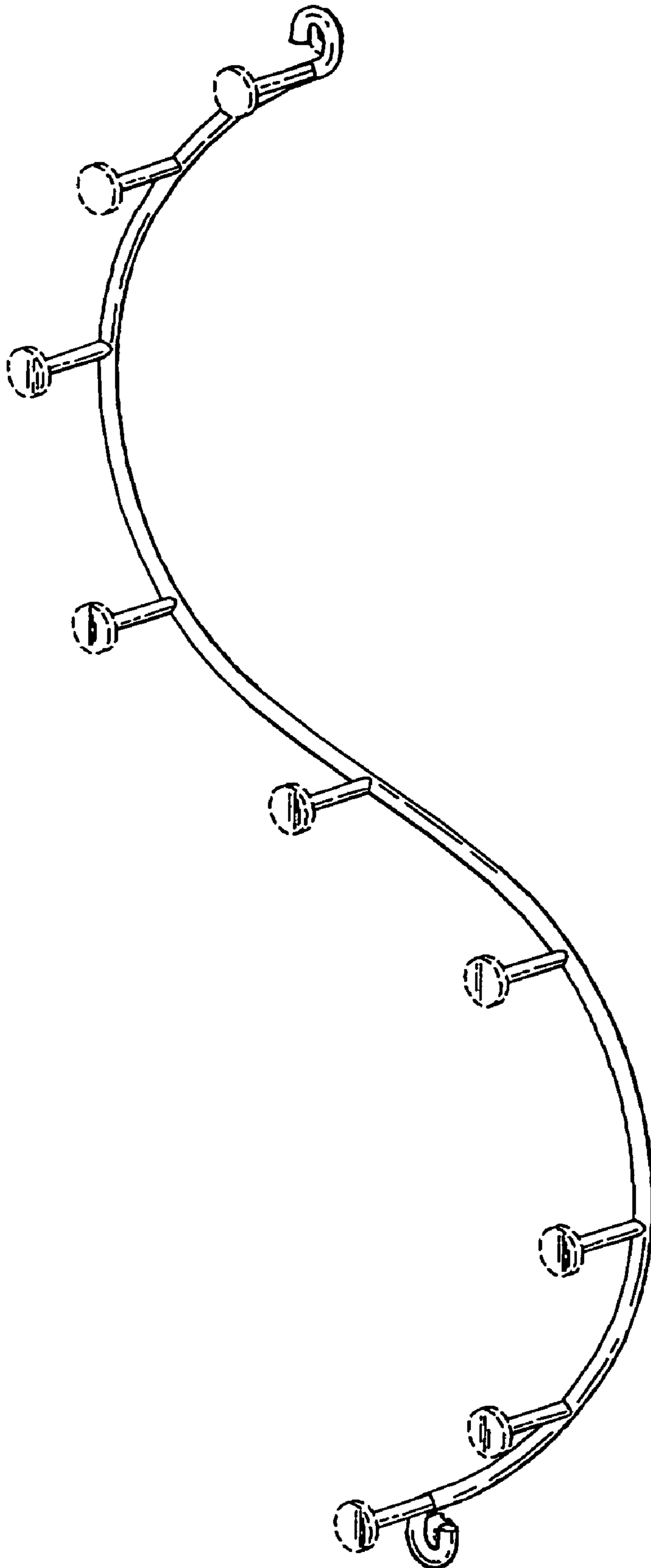


Fig. 1

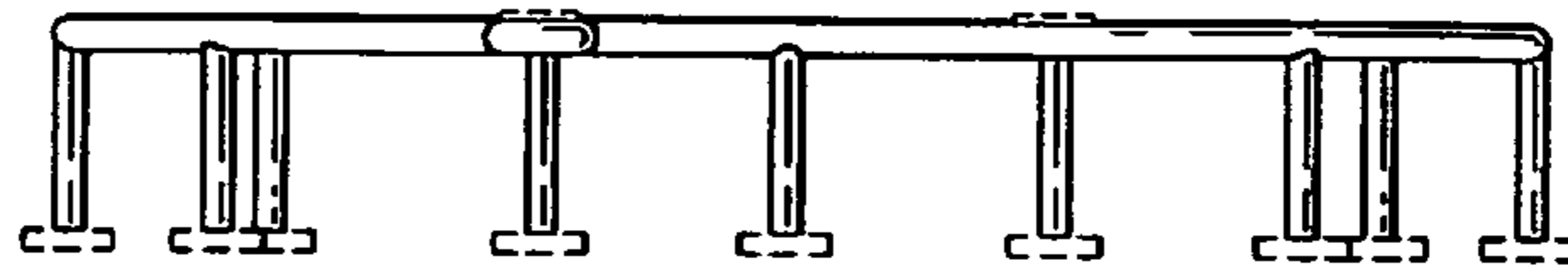


Fig. 3

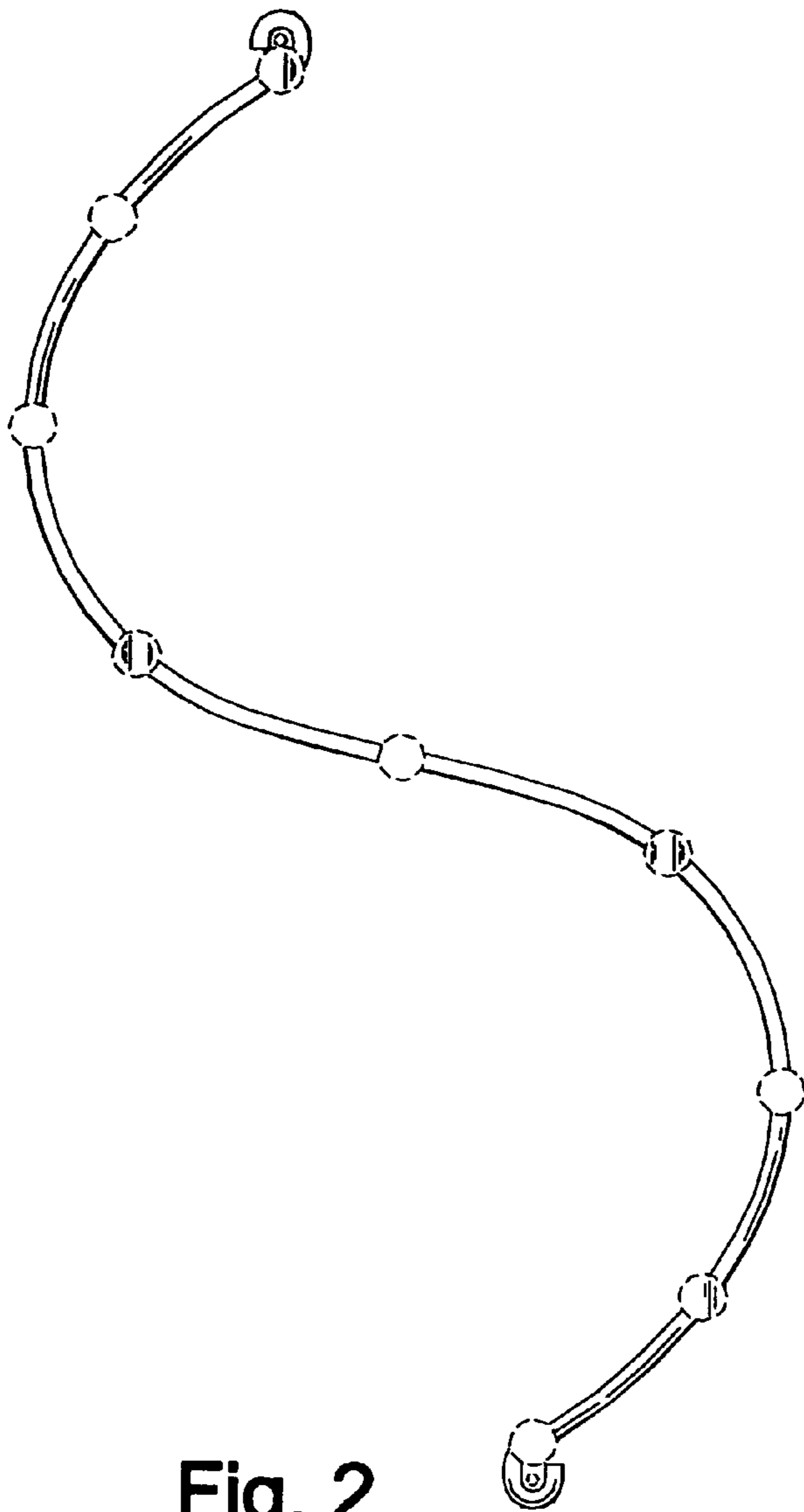


Fig. 2

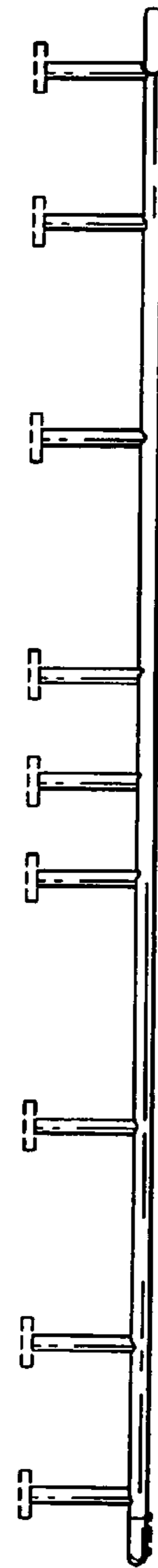


Fig. 4