



US00D555460S

(12) **United States Design Patent**  
**Bimson**

(10) **Patent No.:** **US D555,460 S**

(45) **Date of Patent:** **\*\* Nov. 20, 2007**

(54) **HOOK MEMBER**

(75) Inventor: **Steven M. Bimson**, San Diego, CA  
(US)

(73) Assignee: **Python Products, LLC**, San Diego, CA  
(US)

(\*\*) Term: **14 Years**

(21) Appl. No.: **29/239,694**

(22) Filed: **Oct. 3, 2005**

(51) **LOC (8) Cl.** ..... **08-05**

(52) **U.S. Cl.** ..... **D8/367**

(58) **Field of Classification Search** ..... D8/367;  
294/82.11, 82.1; 24/599.5, 599.2, 600.1  
See application file for complete search history.

(56) **References Cited**

**U.S. PATENT DOCUMENTS**

|           |     |         |                  |       |           |
|-----------|-----|---------|------------------|-------|-----------|
| 1,818,813 | A * | 8/1931  | Netz             | ..... | 294/82.1  |
| 1,893,537 | A   | 1/1933  | Cruze            |       |           |
| 2,646,306 | A * | 7/1953  | Foss             | ..... | 294/82.1  |
| 3,186,704 | A   | 6/1965  | McCloskey et al. |       |           |
| 3,261,636 | A * | 7/1966  | St. Pierre       | ..... | 294/82.1  |
| 3,501,817 | A * | 3/1970  | Bambenek et al.  | ..... | 294/82.19 |
| 4,559,677 | A   | 12/1985 | Tracy            |       |           |
| D283,673  | S * | 5/1986  | Berg             | ..... | D8/367    |
| 4,652,001 | A   | 3/1987  | Rathbun et al.   |       |           |
| 4,708,382 | A * | 11/1987 | LaCount          | ..... | 294/82.1  |
| 4,795,410 | A   | 1/1989  | Alderfer         |       |           |
| 4,798,569 | A   | 1/1989  | Alderfer         |       |           |
| 4,831,692 | A   | 5/1989  | Chuan            |       |           |
| 5,002,420 | A * | 3/1991  | Loyd             | ..... | 403/165   |
| 5,136,756 | A   | 8/1992  | Krauss           |       |           |
| 5,186,572 | A   | 2/1993  | Frano et al.     |       |           |
| 5,261,756 | A   | 11/1993 | Kohn             |       |           |

|              |      |         |                 |       |          |
|--------------|------|---------|-----------------|-------|----------|
| 5,317,788    | A    | 6/1994  | Esposito et al. |       |          |
| 5,639,000    | A    | 6/1997  | McDaniel et al. |       |          |
| 6,117,072    | A    | 9/2000  | Fowler, Jr.     |       |          |
| 2002/0152593 | A1 * | 10/2002 | Hong            | ..... | 24/599.1 |

**OTHER PUBLICATIONS**

Printout of [www.reefscuba.com/bungeeaccessories.htm](http://www.reefscuba.com/bungeeaccessories.htm) (4 pages)  
printed on Apr. 27, 2005.

\* cited by examiner

*Primary Examiner*—Holly H. Baynham

(74) *Attorney, Agent, or Firm*—Mitchell P. Brook, Esq.;  
Luce, Forward, Hamilton & Scripps LLP

(57) **CLAIM**

The ornamental design of a hook member, as shown and described.

**DESCRIPTION**

FIG. 1 is a front, right-side perspective view of a hook member showing my new design;

FIG. 2 is a rear, left-side perspective view of the view shown in FIG. 1;

FIG. 3 is a top view of the view shown in FIG. 1;

FIG. 4 is a bottom view of the view shown in FIG. 1;

FIG. 5 is a left-side view of the view shown in FIG. 1;

FIG. 6 is a right-side view of the view shown in FIG. 1;

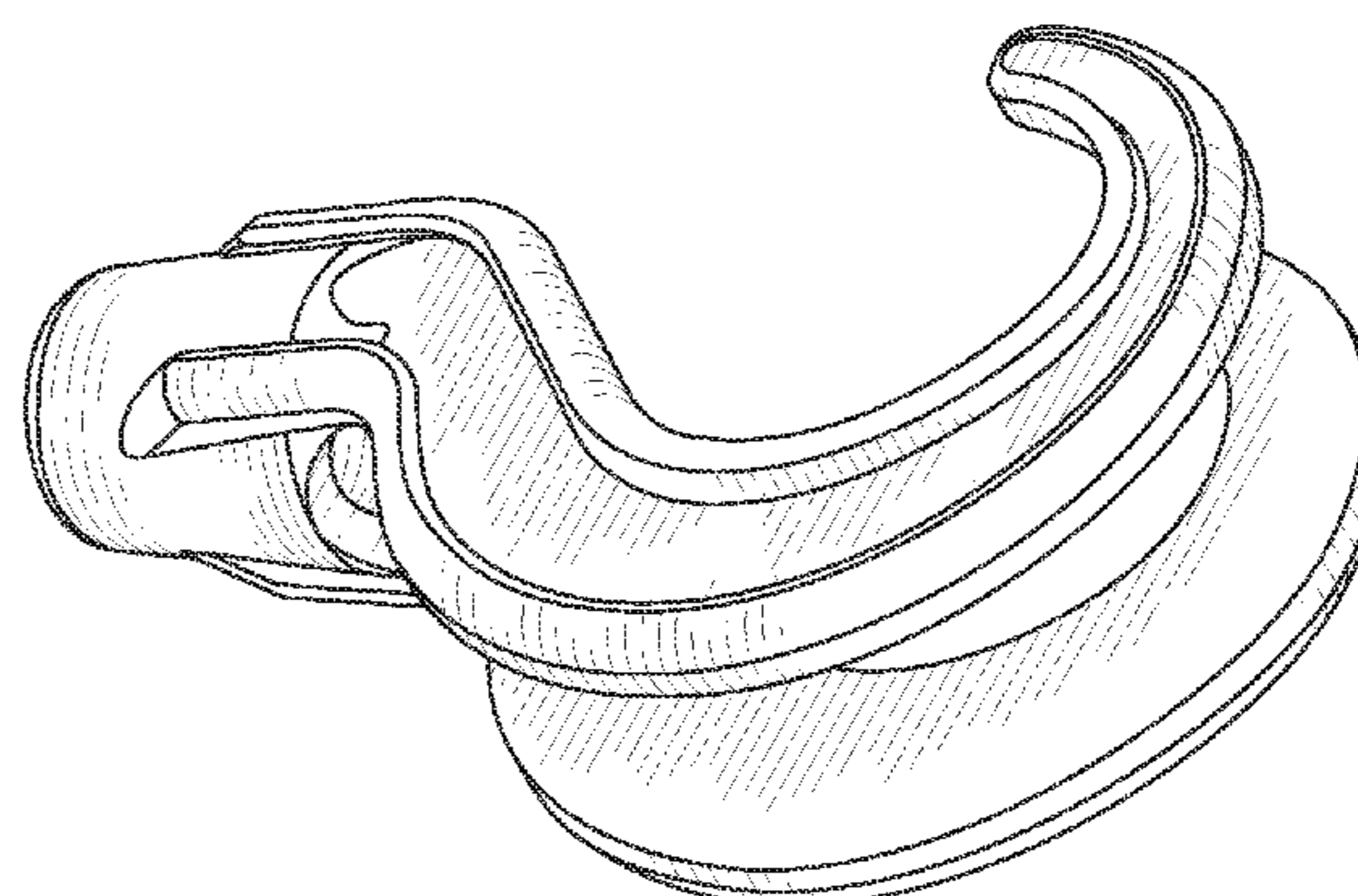
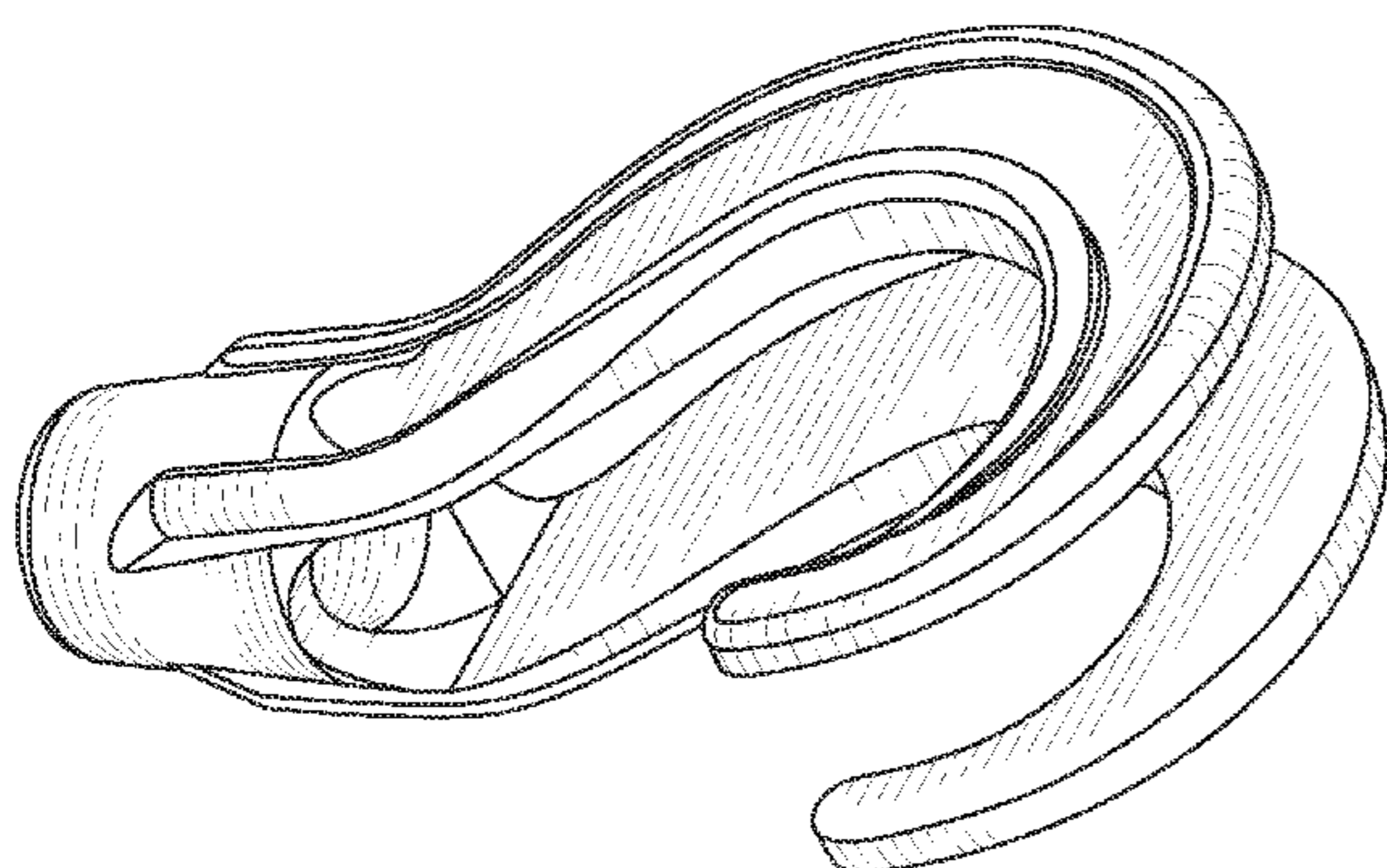
FIG. 7 is a rear view of the view shown in FIG. 1;

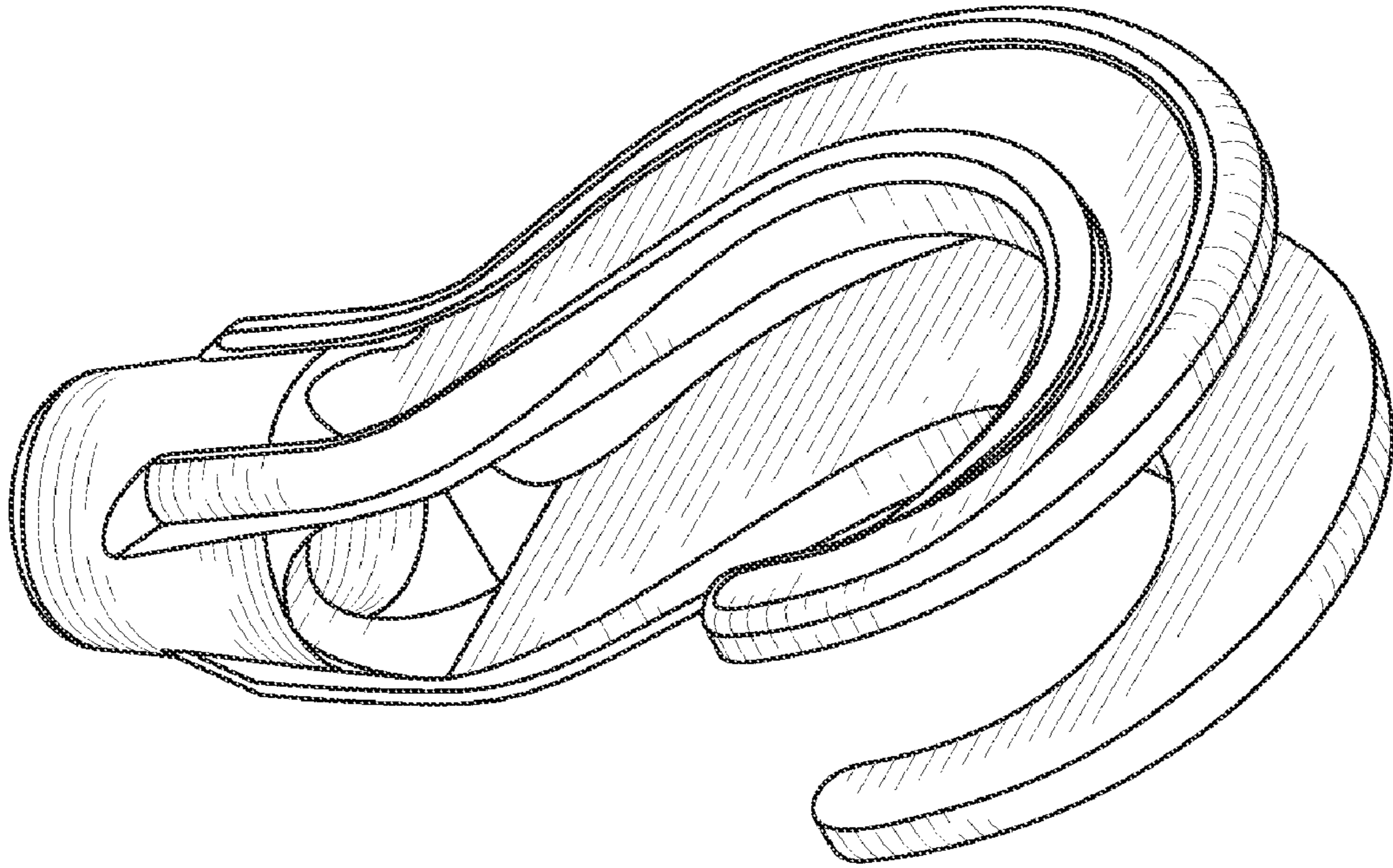
FIG. 8 is a front view of the view shown in FIG. 1; and,

FIG. 9 is a left-side view of the view shown in FIG. 1.

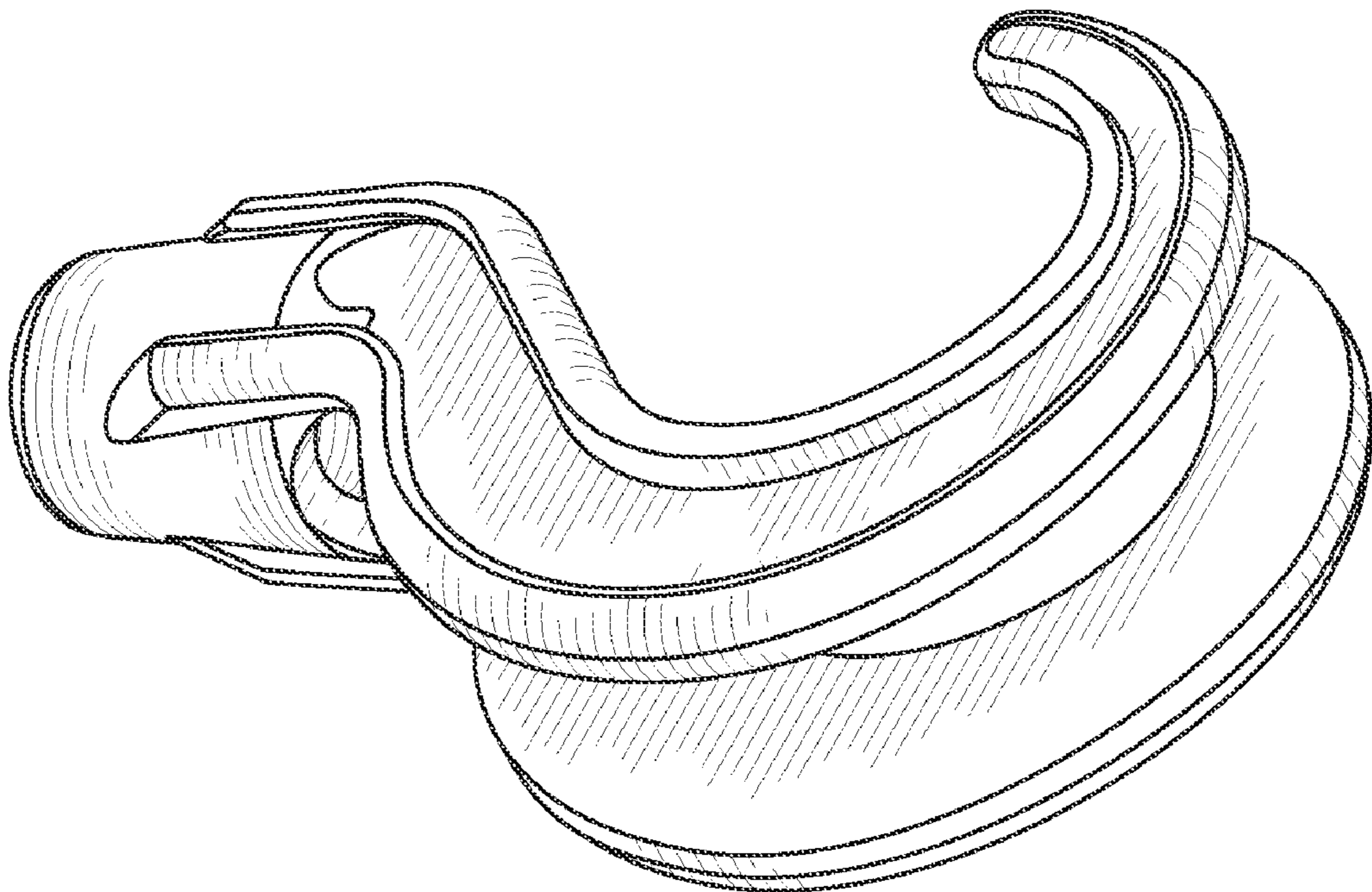
The broken line disclosure is for illustrative purposes only and forms no part of the claimed design.

**1 Claim, 4 Drawing Sheets**

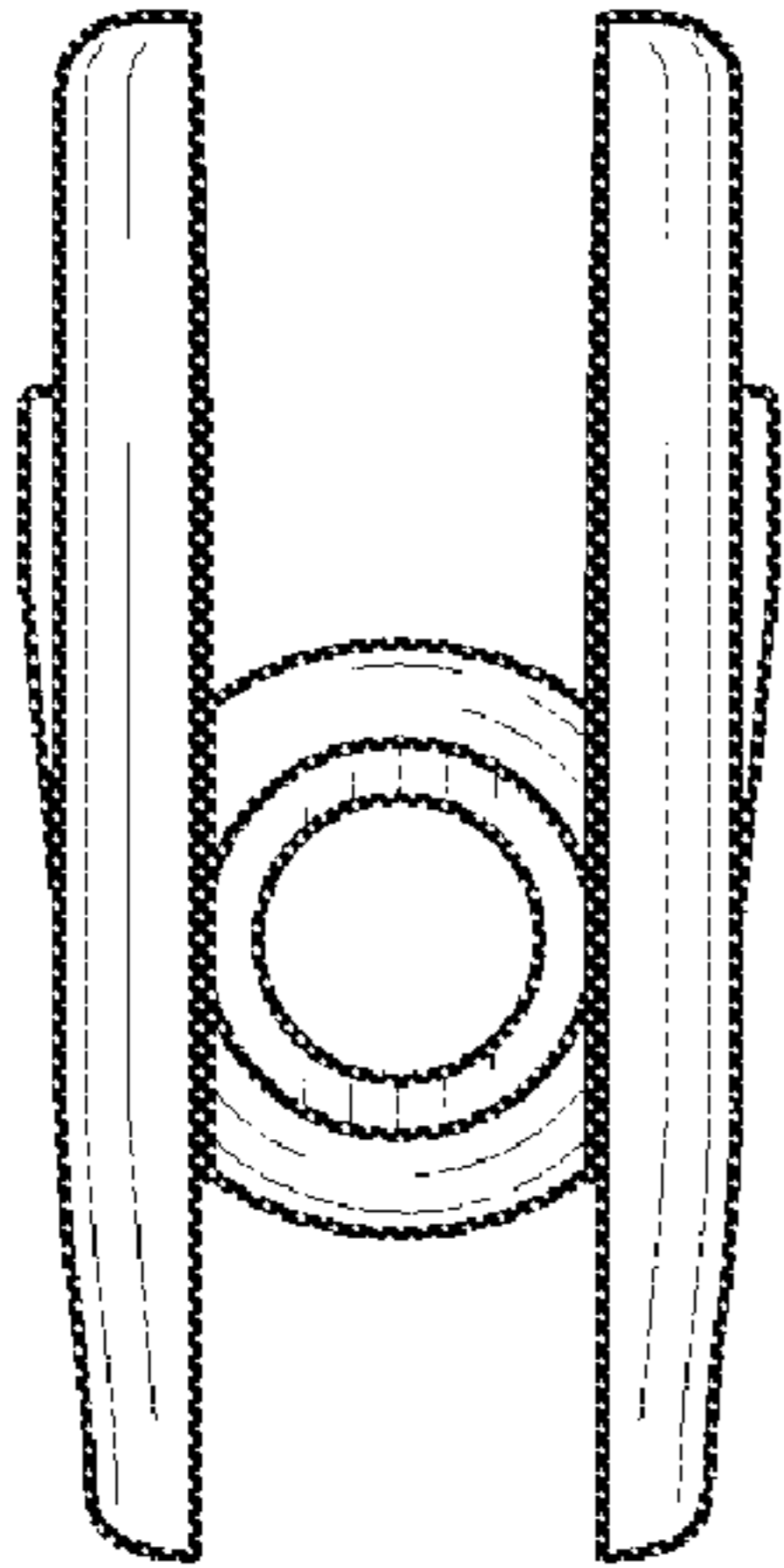




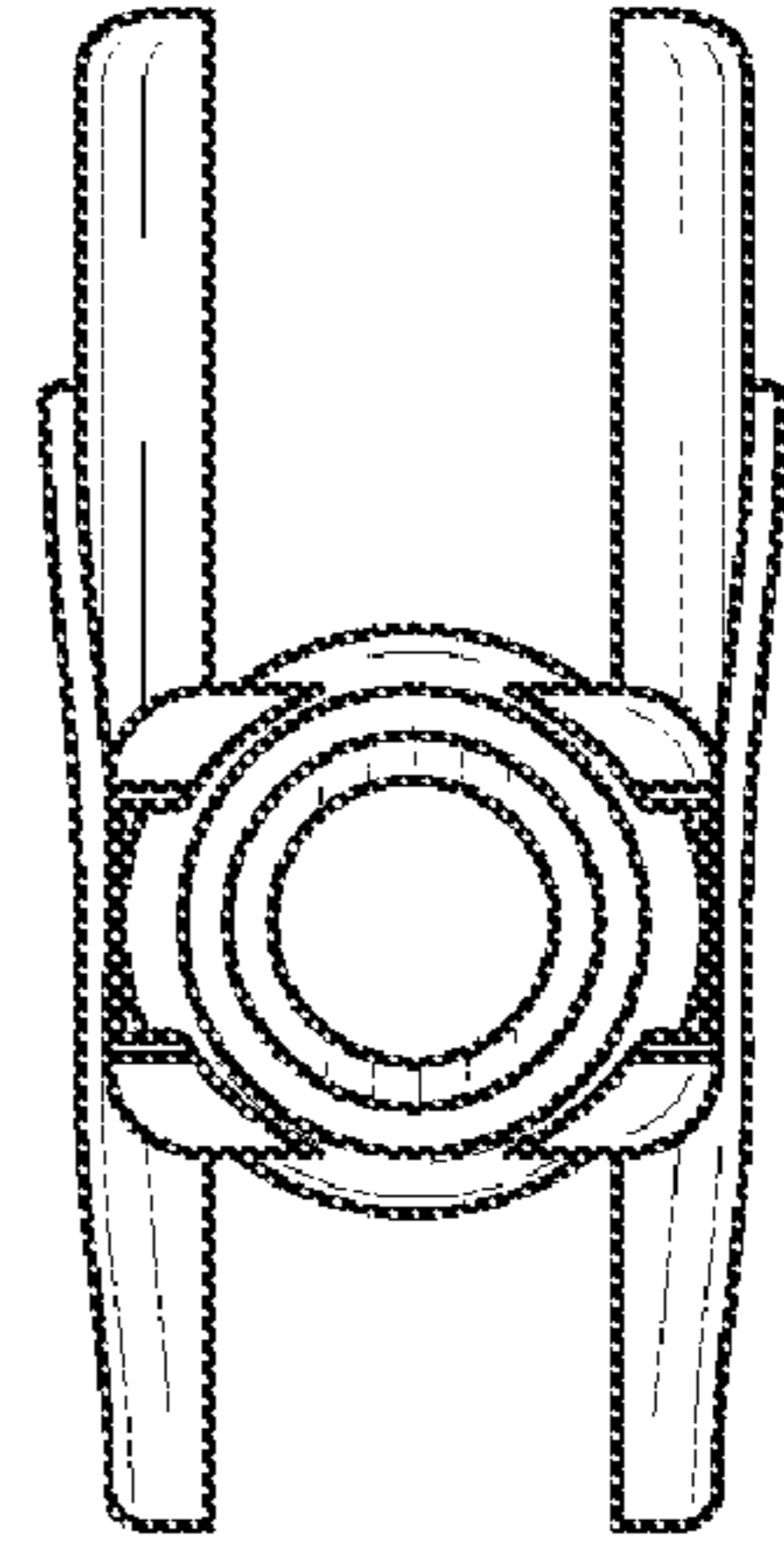
*FIG. 1*



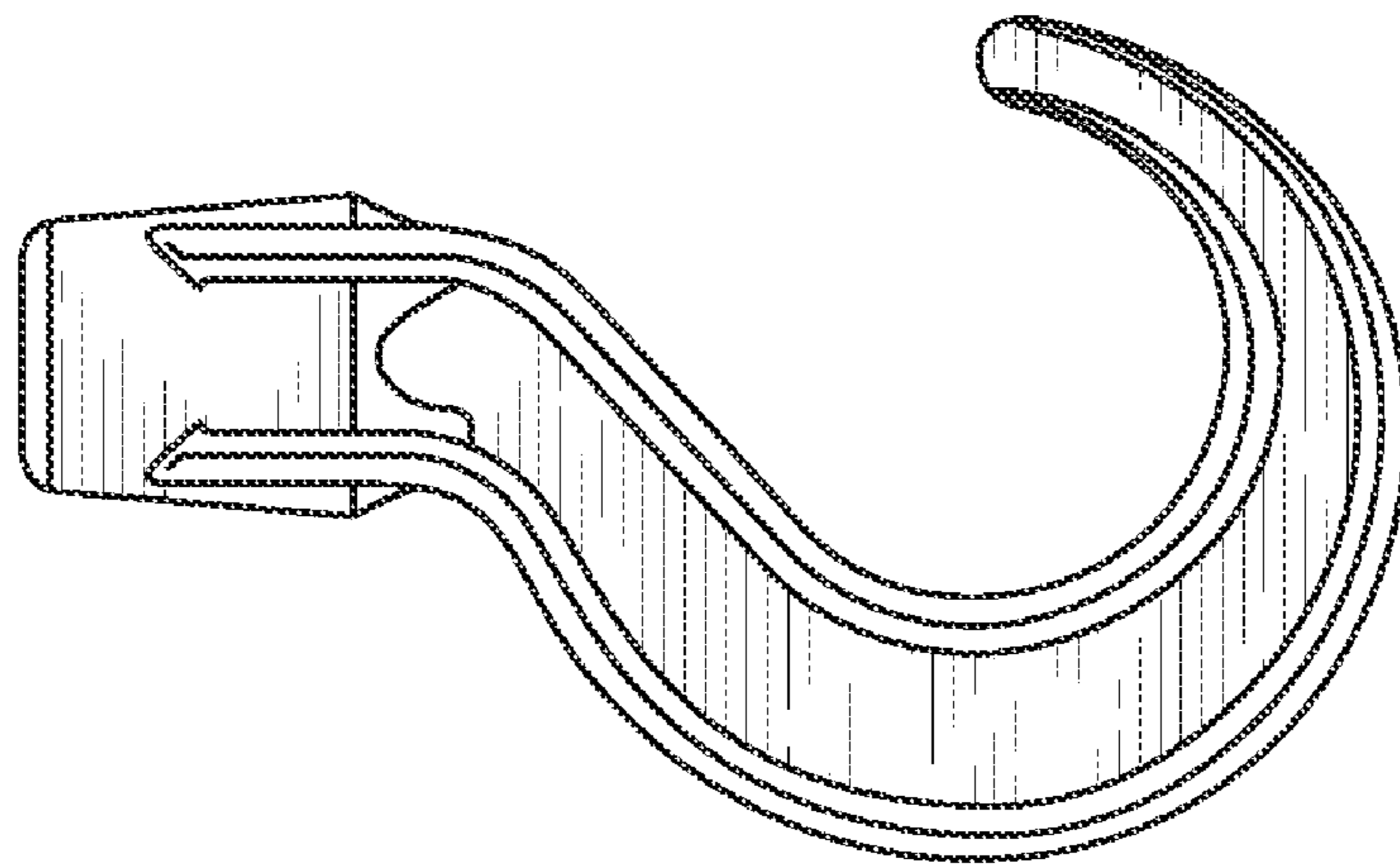
*FIG. 2*



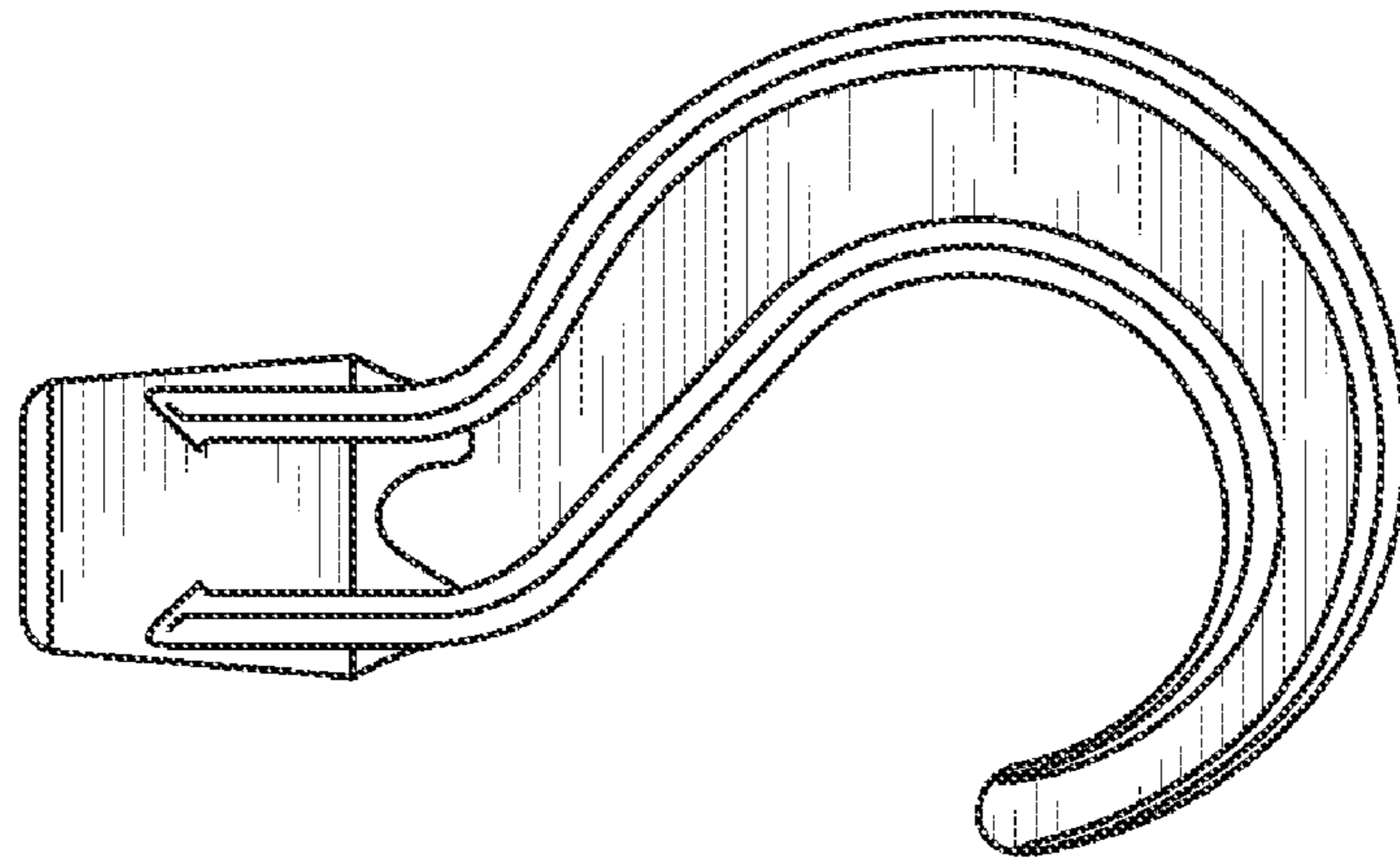
**FIG. 3**




**FIG. 4**




**FIG. 5**



*FIG. 6*



*FIG. 7*



*FIG. 8*

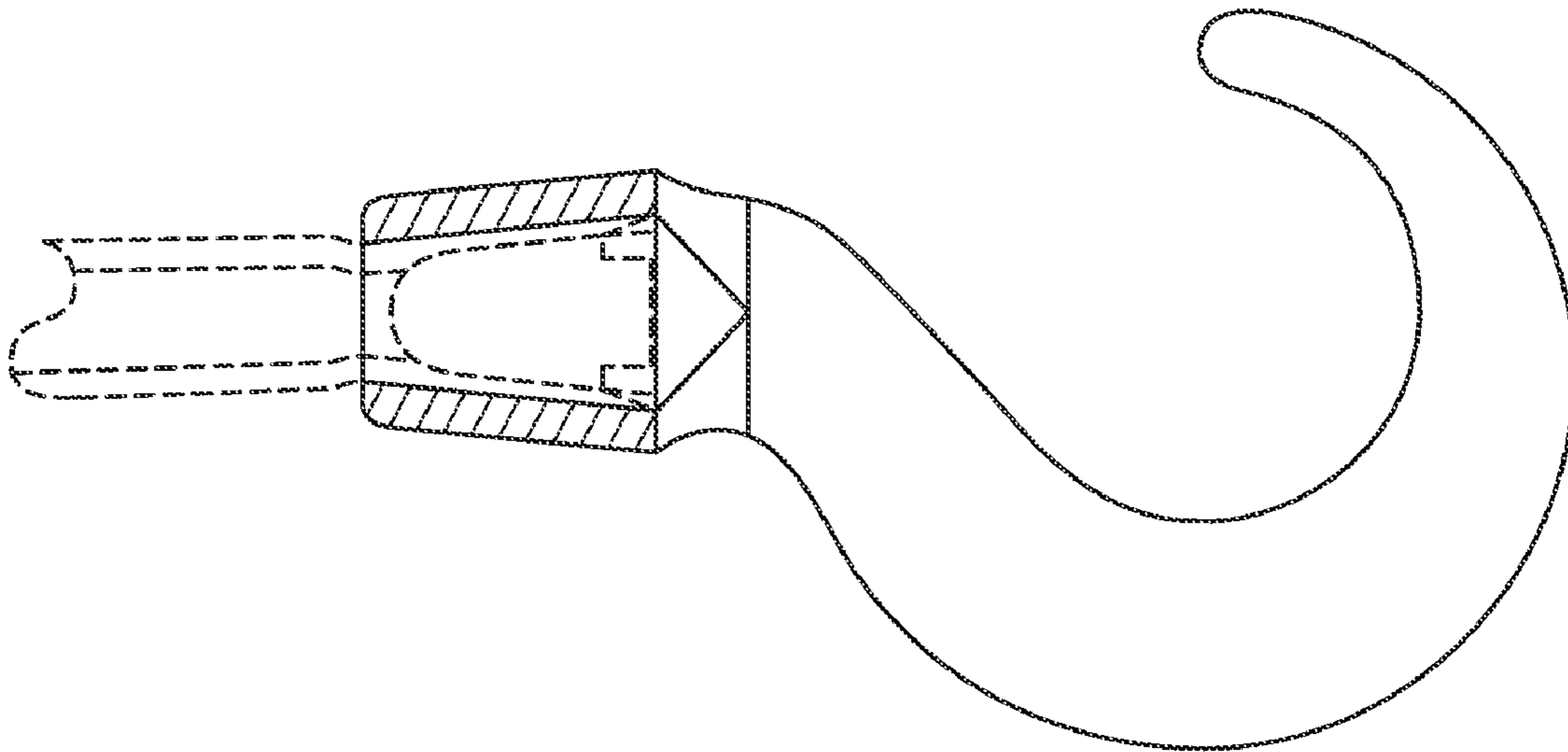


FIG. 9