



US00D555457S

(12) **United States Design Patent** (10) **Patent No.:** **US D555,457 S**  
**Leija** (45) **Date of Patent:** **\*\* Nov. 20, 2007**

(54) **DECORATIVE KEY**

(76) Inventor: **Peggy L. Leija**, 35927 Canyon Dr.,  
Westland, MI (US) 48186

(\*\*) Term: **14 Years**

(21) Appl. No.: **29/249,073**

(22) Filed: **Sep. 19, 2006**

(51) **LOC (8) Cl.** ..... **08-07**

(52) **U.S. Cl.** ..... **D8/347**

(58) **Field of Classification Search** ..... D8/330-348;  
63/1.1-2, 4, 18-21; 70/393-399, 402, 405,  
70/408

See application file for complete search history.

(56) **References Cited**

**U.S. PATENT DOCUMENTS**

D12,134 S *	1/1881	Barnes	.....	D8/347
D25,309 S *	3/1896	Taylor	.....	D8/348
D305,216 S *	12/1989	Aucoin	.....	D8/348 X
D334,528 S *	4/1993	Franklin	.....	D8/347

\* cited by examiner

*Primary Examiner*—Mitchell Siegel

(74) *Attorney, Agent, or Firm*—Law Office of Steven B. Leavitt, LLP; Steven B. Leavitt

(57) **CLAIM**

The ornamental design for a decorative key, as shown and described.

**DESCRIPTION**

FIG. 1 is a perspective view of the decorative key of the present invention;

FIG. 2 is a front elevational view of the decorative key of the present invention;

FIG. 3 is a back elevational view of the decorative key of the present invention;

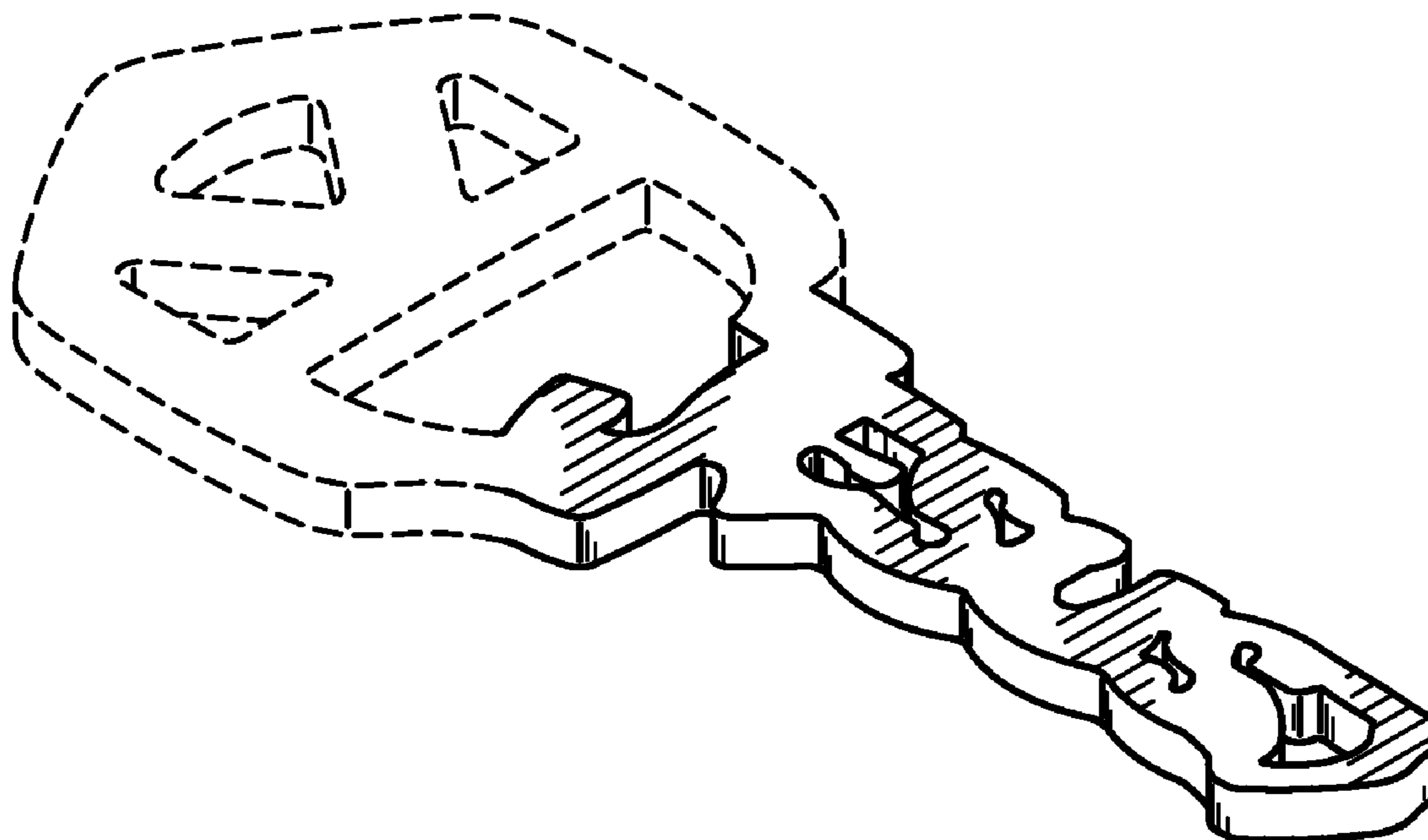
FIG. 4 is a top elevational view of the decorative key of the present invention;

FIG. 5 is a bottom elevational view of the decorative key of the present invention; and

FIG. 6 is a right side elevational view of the decorative key of the present invention; and,

FIG. 7 is a left side elevational view of the decorative key of the present invention.

**1 Claim, 2 Drawing Sheets**



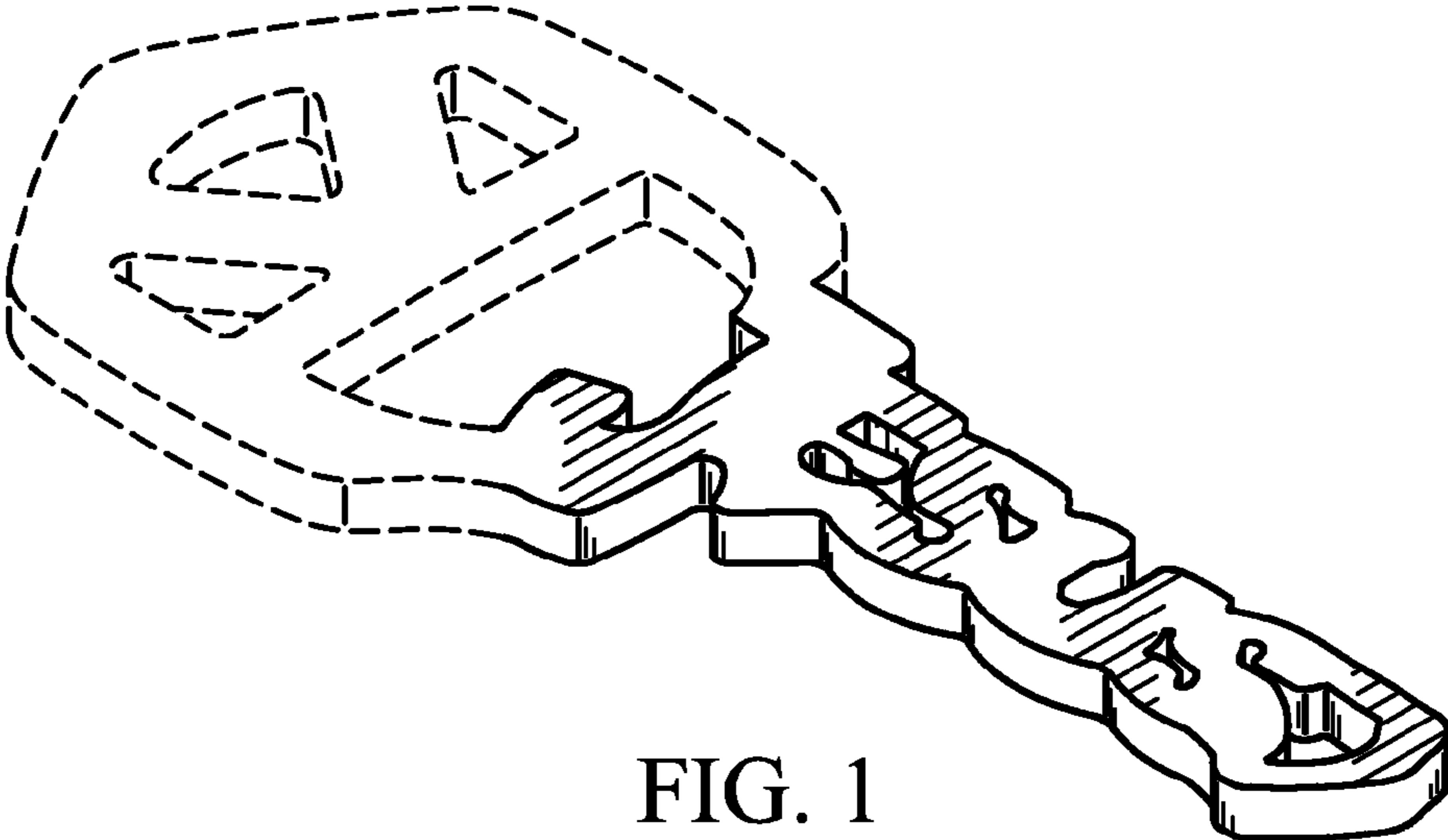


FIG. 1

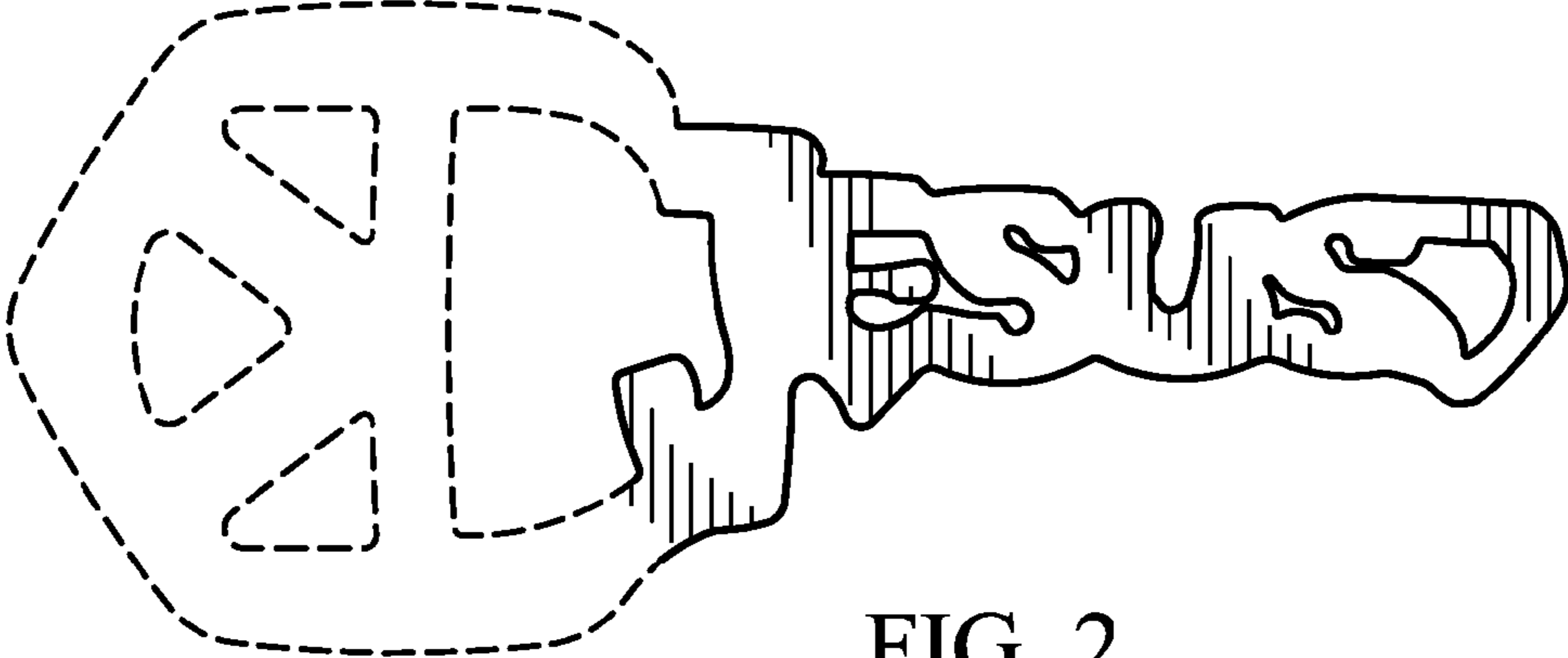


FIG. 2

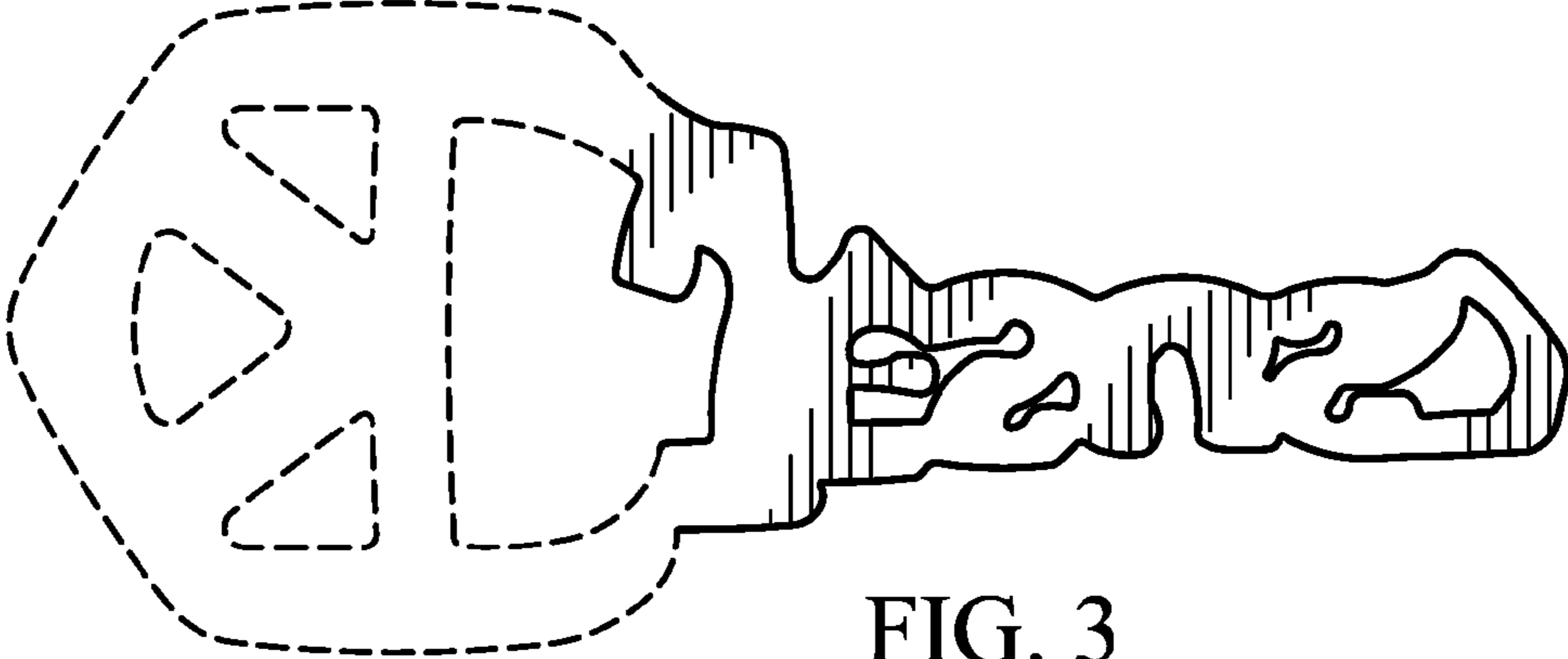


FIG. 3



FIG. 4



FIG. 5



FIG. 6



FIG. 7